

EQUITY MARKET / කොටස් වෙළෙඳපොළ / පාங்கුச்சந்தை

PRICE INDICES

	This Week	Prv. Week
මිල දර්ශකයන්	මෙම සතිය තුළ	පසුගිය සතිය තුළ
විශාල සුදුසුකම්	இந்த வாரம்	கடந்த வாரம்
All Share Index	5,585.30	5,621.36
සියලු කොටස් මිල දර්ශකය		
அனைத்து பங்கு விலைச்சுட்டி		
S&P SL 20 Index	2713.31	2742.47
S&P ශ්‍රී ලංකා 20 මිල දර්ශකය		
S&P ஸ்ரீலங்கா 20 விலைச்சுட்டி		

EQUITY DETAILS

	This Week	Prv. Week
කොටස් පිළිබඳ දත්ත	මෙම සතිය තුළ	පසුගිය සතිය තුළ
உரிமைப்பங்கு விபரங்கள்	இந்த வாரம்	கடந்த வாரம்

VALUE OF TURNOVER (Rs.)

	1,740,543,666	2,081,114,651
පිරිවැටුමේ වටිනාකම		
புரள்வின் பெறுமதி		
Domestic Purchases	803,510,260	806,931,772
දේශීය මිලදී ගැනීම්		
உள்நாட்டு கொள்வனவுகள்		
Domestic Sales	522,305,238	1,123,389,121
දේශීය විකිණීම්		
உள்நாட்டு விற்பனைகள்		
Foreign Purchases	937,033,406	1,274,182,879
විදේශීය මිලදී ගැනීම්		
வெளிநாட்டு கொள்வனவுகள்		
Foreign Sales	1,218,238,428	957,725,529
විදේශීය විකිණීම්		
வெளிநாட்டு விற்பனைகள்		

VOLUME OF TURNOVER (No.)

	94,214,708	41,708,098
පිරිවැටුමේ ප්‍රමාණය		
புரள்வின் அளவு		
Domestic	42,120,050	31,026,752
දේශීය		
உள்நாட்டு		
Foreign	43,584,481	10,681,290
විදේශීය		
வெளிநாட்டு		

TRADES (No.)

	12,374	14,265
ගනුදෙනු සංඛ්‍යාව		
வியாபாரம்		
Domestic	11,657	13,559
දේශීය		
உள்நாட்டு		
Foreign	717	706
විදේශීය		
வெளிநாட்டு		

Listed Companies (No.)

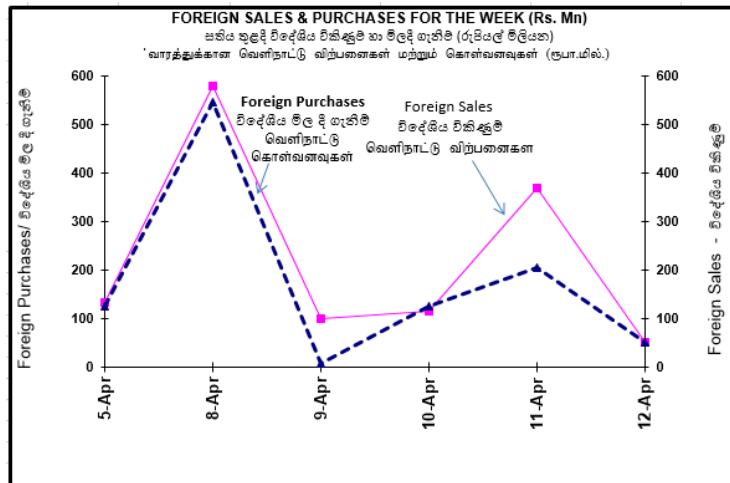
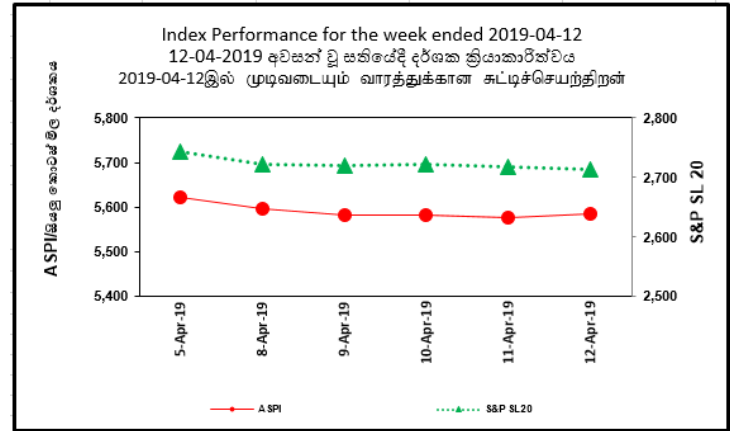
	296	297
ලැයිස්තුවට සමාගම් සංඛ්‍යාව		
பட்டியல் படுத்தப்பட்ட கம்பனிகள்		

Traded Companies (No.)

	247	254
ගනුදෙනු කළ සමාගම් සංඛ්‍යාව		
வியாபாரம் நிறைவுற்ற கம்பனிகள்		

Market Days

	5	5
වෙළෙඳපොළ දින		
சந்தை நாட்கள்		



EQUITY DETAILS

கொடுக்கப் பட்டிருக்கிற
உரிமைப்பங்கு விபரங்கள்

This Week
மேல சந்திரன்
இந்த வாரம்

Prv. Week
பின்ன சந்திரன்
கடந்த வாரம்

TOTAL TURNOVER (Rs.) / மொத்தப் புரள்வு

This Week
மேல சந்திரன்
இந்த வாரம்

Prv. Week
பின்ன சந்திரன்
கடந்த வாரம்

PER மேல சந்திரன் அனுபவம் விவர உட்கட்டி விவரம்	8.78	8.83	Equity கொடுக்கப் பட்டிருக்கிற	1,740,543,666	2,081,114,651
PBV மேல சந்திரன் அனுபவம் விவர புத்தகப் பெறுமதி விவரம்	1.10	1.11	Closed End Funds மூடிய நிதியங்கள்	589	7,161
DY மேல சந்திரன் அனுபவம் பங்குலாப விவரம்	3.54	3.52	Corporate Debt கொடுக்கப் பட்டிருக்கிற	107,195	996,834
Market Capitalization (Rs.) மேல சந்திரன் அனுபவம் சந்திரன் முத்தலாக்கம்	2,622,505,321,790	2,637,535,504,930	Government Debt அரசு துறை கடன்	0	0

CLOSED END FUND DETAILS / மூடிய நிதியங்களின் விபரங்கள்

Volume of Turnover (No.) மேல சந்திரன் அனுபவம் புரள்வின் அளவு	95	1,160
Trades (No.) மேல சந்திரன் அனுபவம் விவரம்	16	13
Funds Traded (No.) மேல சந்திரன் அனுபவம் விவரம்	1	1

TOP 5 GAINERS / மேல சந்திரன் அனுபவம்
மேல சந்திரன் அனுபவம்

Company	VWA Week Close (Rs.)	VWA Prv. Week Close (Rs.)	Change (Rs.)	Change %	High (Rs.)	Low (Rs.)	No of Shares	Turnover (Rs.)	No of Trades
கம்பனி	மேல சந்திரன் அனுபவம்	மேல சந்திரன் அனுபவம்	மேல சந்திரன் அனுபவம்	மேல சந்திரன் அனுபவம்	மேல சந்திரன் அனுபவம்	மேல சந்திரன் அனுபவம்	மேல சந்திரன் அனுபவம்	மேல சந்திரன் அனுபவம்	மேல சந்திரன் அனுபவம்
BLUE DIAMONDS [X]	.30	.20	0.10	50.00	.30	.20	103,206	30,961.30	6
HVA FOODS	3.80	2.90	0.90	31.03	3.90	2.80	1,839,137	6,347,344.10	530
BLUE DIAMONDS	.50	.40	0.10	25.00	.50	.40	39,574	18,644.70	14
TESS AGRO [X]	.50	.40	0.10	25.00	.50	.40	39,375	15,761.20	10
MORISONS [X]	550.10	500.00	50.10	10.02	569.90	470.00	865	438,709.20	27

TOP 5 LOSERS / மேல சந்திரன் அனுபவம்
மேல சந்திரன் அனுபவம்

Company	VWA Week Close (Rs.)	VWA Prv. Week Close (Rs.)	Change (Rs.)	Change %	High (Rs.)	Low (Rs.)	No of Shares	Turnover (Rs.)	No of Trades
கம்பனி	மேல சந்திரன் அனுபவம்	மேல சந்திரன் அனுபவம்	மேல சந்திரன் அனுபவம்	மேல சந்திரன் அனுபவம்	மேல சந்திரன் அனுபவம்	மேல சந்திரன் அனுபவம்	மேல சந்திரன் அனுபவம்	மேல சந்திரன் அனுபவம்	மேல சந்திரன் அனுபவம்
MERC. SHIPPING	45.10	69.70	(24.60)	(35.29)	66.40	45.00	311	17,171.40	7
E B CREASY	1,126.90	1,490.00	(363.10)	(24.37)	1,200.00	1,120.00	616	695,622.50	38
SERENDIB HOTELS [X]	11.10	13.50	(2.40)	(17.78)	11.20	11.10	8,020	89,022.10	12
NATION LANKA	.50	.60	(0.10)	(16.67)	.60	.50	58,903	29,852.20	16
HUNAS FALLS	185.80	219.80	(34.00)	(15.47)	210.00	182.00	624	115,936.50	5

INDICES COMPARISON FOR THE YEAR மேல சந்திரன் அனுபவம் / ஆண்டுக்கான கட்டிகளின் ஒப்பீடு

	Today	Year Open	Year Highest	Year Lowest	Year Change %
ASI	5,585.30	6,052.37	6,067.66	5,511.77	(7.72)
S&P SL 20	2,713.31	3,135.18	3,111.07	2,701.87	-13.46




RIGHTS ISSUES / சிஹிஹி சிஹிஹி / உரிஹிஹி ஹிஹிஹி

COMPANY ஹிஹிஹி ஹிஹிஹி	PROPORTION ஹிஹிஹிஹிஹி ஹிஹிஹிஹிஹி	EGM / PROV. ALLOTMENT ஹிஹிஹிஹிஹிஹி ஹிஹிஹிஹிஹிஹி ஹிஹிஹிஹிஹிஹி ஹிஹிஹிஹிஹிஹி	XR DATE ஹிஹிஹி ஹிஹிஹி	DESPATCH OF PROV. LETTER OF ALLOTMENT ஹிஹிஹிஹிஹி ஹிஹிஹிஹிஹி ஹிஹிஹிஹிஹிஹி ஹிஹிஹிஹிஹிஹி	TRADING OF RIGHTS COMMENCES ON ஹிஹிஹிஹி ஹிஹிஹிஹிஹி ஹிஹிஹிஹிஹிஹி ஹிஹிஹிஹிஹிஹி	RENUNCIATION ஹிஹிஹிஹிஹிஹி ஹிஹிஹிஹிஹிஹி	LAST DATE OF ACCEPTANCE & PAYMENT ஹிஹிஹிஹிஹிஹி ஹிஹிஹிஹிஹிஹி ஹிஹிஹிஹிஹிஹி ஹிஹிஹிஹிஹிஹி
Asia Asset Finance PLC	Tranche 2- Two (02) new voting shares for Ten (10) shares.	31-01-2019/02- 04-2019	03-04-2019	08-04-2019	12-04-2019	23-04-2019	24-04-2019
(Issue Price Rs. 10.00 for the purpose of strengthening the tier 1 capital base of the Company in keeping with company's expansion and maintaining the new capital adequacy requirements as stipulated by the Central Bank of Sri Lank and to support the working capital requirements of the new Branch Operations which will be opened on a staggered basis.							
DFCC Bank PLC	Two (2) shares for every Five (5) shares held	28-03-2019	29-03-2019	04-04-2019	10-04-2019	18-04-2019	22-04-2019
Issue Price Rs.72/- per share,The objective of the issue is to increase the Tier 1 capital of the bank in order to accommodate and support the Bank's future business expansion plans.							
People's Merchant Finance PLC	Three (03) new ordinary voting shares for every Two (02) ordinary voting shares	04-04-2019	05-04-2019	10-04-2019	17-04-2019	25-04-2019	26-04-2019
(Issue Price Rs. 9.50/- per share for further details please visit https://cdn.cse.lk/cmt/upload_cse_announcements/4261546932704_.pdf)							
Hikkaduwa Beach Resorts PLC	Two (02) new Ordinary Shares for every Five (05) Ordinary Shares.	08-04-2019	09-04-2019	16-04-2019	23-04-2019	30-04-2019	02-05-2019
Issue Price Rs. 3.90 per share For Further details please visit https://cdn.cse.lk/cmt/upload_cse_announcements/6831542603480_.pdf							
Waskaduwa Beach Resorts PLC	Nine (09) new Ordinary Shares for every Five (05) Ordinary Shares.	08-04-2019	09-04-2019	16-04-2019	23-04-2019	30-04-2019	02-05-2019
Issue Price Rs. 2.40 per share For Further details please visit https://cdn.cse.lk/cmt/upload_cse_announcements/6311542603504_.pdf							
Citrus Leisure PLC	Nine (09) new Ordinary Shares for every Five (05) Ordinary Shares	08-04-2019	09-04-2019	16-04-2019	23-04-2019	30-04-2019	02-05-2019
Issue Price Rs. 5/- per share For Further details please visit https://cdn.cse.lk/cmt/upload_cse_announcements/7421542603522_.pdf							

RIGHTS ISSUES / சிமீகම් திகழல் / உரிமை வழங்கல்

COMPANY சமாளம் கம்பனி	PROPORTION சமாளபாசம விகிதாசாரம்	EGM / PROV. ALLOTMENT பிசேச மலா சலா டீசீலி/கலா சீ லெடா டீல விரசுட புலாதுக்கூட்ட ம்	XR DATE திகழ திகழ	DESPATCH OF PROV. LETTER OF ALLOTMENT கலாசீ லெடா டீல பிரசீச திகழ கிரீல ஒதுக்கலுக்கா ள கழதம் அலுப்புதல்	TRADING OF RIGHTS COMMENCES ON சிமீகම් திகழல் அலுடேதுலீல காரமல வல திகழ பங்குஉரிமைக ள் வர்த்தக ஆரம்பத்திகழ	RENUNCIATION பிரிகசேசல புலாதுபுளீத்த ல	LAST DATE OF ACCEPTANCE & PAYMENT பிரிகுடீல சல லெலீல சலலா டீலசன் திகழ கலாதுபுளலு மற்றும் அலுமதிககப்படு ம் றுதிகழ
Anilana Hotels & Properties PLC	Tranche 1- One (01) new ordinary shares for Eleven (11) ordinary shares shares.	22-04-2019	23-04-2019	22-04-2019	26-04-2019	06-05-2019	07-05-2019
	Tranche 2- One (01) new ordinary shares for Twelve (12) ordinary shares shares.	21-05-2019	22-05-2019	21-05-2019	27-05-2019	03-06-2019	04-06-2019
(Issue Price Rs. 2/- per share the proceeds of the issue are to be utilized for the purpose to meet the Operational requirements of the Company.)							
Agalawatte Plantations PLC	Twenty One (21) new ordinary Voting Shares for every Four (04) ordinary Voting Shares.	Dates to be Notified					
Issue Price Rs. 15.30 the purpose for which the proceeds are utilised: to part settle related party borrowings amounting to LKR 2008125000.00 obtained during the period from April 2017 to December 2017 for the purposes of settling AGAL's out standing bank borrowings statutory dues and funding working capital requirements existed during the period in concern.							
Blue Diamonds Jewellery Worldwide PLC	One (01) New Ordinary Voting share for every Four (04) Ordinary Voting & Non-Voting shares.	Dates to be Notified					
Issue Price Rs. 01/= For Further details please visit https://cdn.cse.lk/cmt/upload_cse_announcements/1481519786206 .pdf							
Pelwatte Sugar Industries PLC	01 for 04	* The company informed that the Rights Issue would be delayed until the outcome of the proposed Act with regard to the acquisition of its land by the State is known.					
(Issue Price: Rs 18/= To raise capital considering that the net assets of the company is less than half of its stated capital.)							
Adam Capital PLC	02 for 01	Dates to be Notified					
(Issue Price Rs. 1.50 the company seeks to utilize the proceeds of the said issue as investment into its subsidiaries in order of priority to enhance the working capital of such subsidiaries.)							
Adam Investments PLC	01 for 01	Dates to be Notified					
(Issue Price Rs. 1.00 the company seeks to utilize the proceeds of the said issue as an investment into Adam Capital PLC Adam Apparel (Pvt) Ltd Network communications (Pvt) Ltd in order of priority to enhance the working capital of such companies after deduction of expenses pertationg to issue.)							

RIGHTS ISSUES ARE SUBJECT TO SHAREHOLDER APPROVAL AT A GENERAL MEETING / சிமீகම් திகழல் சலா டீசீலி/கலாசீ லெடா டீலசன் பிரசீச அலுடேதுலீல மலன் லெ/லலரிமை வழங்கல்சல. புலாதுக் கூட்டத்தல் பங்குதாரர்களில் அலுமதிகு அலமலலலு.
 சலலலல லலாடீ லீலீலன்லே அலுடீலீல மலன் லெ. /துபலலியில் அகலிதயில் சமாளபுலாதுக்கூட்டலலலு. பங்குலலயகல, பங்குதாரர்களில் புலாதுலல தரிமலனத்திரிக அலமலலலலு.

	Announcements for the day திகழ சலலல திலேடலசன் குறித்த திலனத்திரிகான அறிவித்தல்சல		XC /XR/XD Falling Due on the next day சலலலல திகழலே டீ லெலீல டுது XC /XR/XD மறுதிலம் உரிமை காலலலலயதிலயாகும் XC /XR/XD		Amended BOLD லெலசீகிரீல திரிக
---	--	---	--	---	--

RIGHTS ISSUES / சிலீகම් திகுதுவு / உரிமை வழங்கல்

COMPANY சமூகை கம்பனி	PROPORTION சமூகைசாறம் விகிதாசாரம்	EGM / PROV. ALLOTMENT வீசேச மஹ சஹ உசீவீம்/ கைஓசீ வெஓ ஓ வீசேட புஓதுக் கூட்டம்	XR DATE ஓகை திகதி	DESPATCH OF PROV. LETTER OF ALLOTMENT கைஓசீ ஓவாஓகை ஓசீச திகுது கிரீம் ஓதுக்கஓகூ கா கஓதம் அஓதுப்பதல்	TRADING OF RIGHTS COMMENCES ON சிலீகம் திகுதுவு ஓதுஓதுவீம் காரமீஓ வஓ ஓகை பங்குஉரிமை கள் வர்த்தக ஆரம்பத்திகதி	RENUNCIATION புநிக்சேச புஓறுப்பளீத்த ல்	LAST DATE OF ACCEPTANCE & PAYMENT சிலீகைசம சஓ கைவீம் சஓகை ஓவீசன் ஓகை கஓஓப்பளவு மஓறும் அஓமதிக்கப்பஓ ம் ஓதிகதிகதி.
Samapth Bank PLC	Seven (07) new ordinary voting shares for every Twenty Three (23) existing ordinary voting shares.				Dates to be Notified		
(Issue Price Rs. 136/- for which the proceeds of the issue will be used is: to increase the Tier I capital of the Bank to comply with Basel III requirements.							
Citizens Development Business Finance PLC	One (01) new Ordinary Voting shares for every four (04) Ordinary Voting shares. One (01) new Ordinary Non-Voting shares for every four (04) Ordinary Non-Voting shares.				Dates to be Notified		
Issue Price Rs. 77/- (Ordinary Voting shares) Rs. 64/- (Ordinary Non-Voting shares). The objective of the the issuer is to strengthen the Tier 1 capital of the company and to support the company's asset growth.							




CAPITALIZATION OF RESERVES / சஓவீஓ பூதீவீகரஓகை / ஓலதஓமரூக்கல்

COMPANY சமூகை கம்பனி	PROPORTION சமூகைசாறம் விகிதாசாரம்	GENERAL MEETING / ALLOTMENT மஹ சஹ உசீவீம் / கைஓசீ வெஓஓ புஓதுக்கூட்டம் / ஓதுக்கம்	XC DATE / ஓகை / திகதி	CONSIDERATION (RS.) ஓஓஓ (ஓ.) கருத்தில் கஓள்ளப்பஓடும் பெஓமதிக(ஓபா)
Ceylon & Foreign Trades PLC	1 : 1		to be notified	560,784,000.00

DIVIDEND ANNOUNCEMENTS / ලාභාංශ නිවේදන / பங்குலப அறிவித்தல்கள்

COMPANY සමාගම கம்பனி	DIVIDEND PER SHARE (RS.) කොටසකට ලාභාංශ (රු.) பங்கொன்றிற்கான பங்கிலபம் (ரூபா)	FINAL / INTERIM අවසාන / අන්තර්කාලීන றுதி / டைக்கால	SHAREHOLDER'S MEETING කොටස් හිමියන්ගේ දැව්ම பங்குதாரர் கூட்டம்	XD DATE දිනය திகதி	DATE OF PAYMENT ගෙවීම සිදුකරන දිනය கொடுப்பனவுத் திகதி
Lanka Walltiles PLC	3.00	Interim	Not Applicable	05-04-2019	12-04-2019
Lanka Tiles PLC	3.15	Interim	Not Applicable	05-04-2019	12-04-2019
Swisstek (Ceylon) PLC	2.00	Interim	Not Applicable	08-04-2019	11-04-2019
Hayleys PLC	5.00 (Not liable to 14% withholding tax)	Interim	Not Applicable	09-04-2019	17-04-2019
Hayleys Fibre PLC	3.00 (Rs. 1.12 per share liable to 14% withholding tax Rs. 1.88 per share not liable to 14% withholding tax)	Second Interim	Not Applicable	09-04-2019	17-04-2019
Asiri Surgical Hospitals PLC	0.50	Interim	Not Applicable	09-04-2019	18-04-2019
Talawakelle Tea Estates PLC	6.00 (Rs. 0.08 per share not liable to 14% dividend tax Rs. 5.92 per share liable to 14% withholding tax)	Interim	Not Applicable	09-04-2019	18-04-2019
Singer (Sri Lanka) PLC	0.65 (Not liable to any withholding tax)	Interim	Not Applicable	09-04-2019	18-04-2019
Alumex PLC	0.15 (Not liable to 14% withholding tax)	Interim	Not Applicable	09-04-2019	18-04-2019
Haycarb PLC	6.00 (Not liable to 14% withholding tax)	Second Interim	Not Applicable	09-04-2019	18-04-2019
Dipped Products PLC	2.00 (Rs. 0.95 per share not liable to 14% withholding tax Rs. 1.05 per share liable to 14% withholding tax)	Third Interim	Not Applicable	09-04-2019	18-04-2019
Asiri Hospital Holdings PLC	0.80 (Tax Free)	Interim	Not Applicable	09-04-2019	22-04-2019
Harischandra Mills PLC	20.00	Interim	Not Applicable	11-04-2019	23-04-2019
LB Finance PLC	8.00	Interim	Not Applicable	16-04-2019	18-04-2019
Royal Ceramic Lanka PLC	2.50	Interim	Not Applicable	24-04-2019	06-05-2019
Ceylinco Insurance PLC	35.00	First & Final	25-04-2019	26-04-2019	07-05-2019
Nestle Lanka PLC	25.00	Final	08-05-2019	09-05-2019	17-05-2019

UNLESS THE COMPANY'S ARTICLES PROVIDE OTHERWISE DIVIDENDS ARE SUBJECT TO SHAREHOLDER APPROVAL BY AN ORDINARY RESOLUTION./සමාගමේ ව්‍යවස්ථාවලින් අනෙක් අයුතුකර නොගැනීමේ විටෙකදී ලාභාංශ සමාගම සම්මුතියකින් ලබාදෙන කොටස් හිමියන් අනුමැතියට යටත් වේ./கம்பனியின் அகவிதியில் சமர்ப்பிக்கப்பட்டாலன்றி, பங்கிலபங்கள், பங்குதாரர்களின் பொதுபான தீர்மானத்திற்கு அமைவானது.

	Announcements for the day දිනය සඳහා නිවේදනයන් குறித்த தினத்திற்கான அறிவித்தல்கள்		XC /XR/XD Falling Due on the next day එළඹෙන දිනයේදී ගෙවිය යුතු XC /XR/XD மறுதினம் உரிமை காலாவதியாகும் XC /XR/XD		Amended BOLD වෙනස්කිරීම திருத்த
---	--	---	---	---	--

DIVIDEND ANNOUNCEMENTS / லாப-இழை திவிடென்ட் / பங்குலாப அறிவித்தல்கள்

COMPANY சமாளம் கம்பனி	DIVIDEND PER SHARE (RS.) கொடுக்கக்கூடிய லாப-இழை (ரூ.) பங்குகொள்வதற்கான பங்குலாபம் (ரூபா)	FINAL / INTERIM அவசியம் / அந்நேரக்கால றுதி / டைக்கால	SHAREHOLDER'S MEETING கொடுக்கக்கூடிய தேதியில் பங்குதாரர் கூட்டம்	XD DATE தேதி	DATE OF PAYMENT தேதியில் கிடைக்கக்கூடிய கொடுக்கக்கூடிய தேதி
Three Acre Farms PLC	4.50	First & Final	08-05-2019	09-05-2019	17-05-2019
Ceylon Grain Elevators PLC	3.00	First & Final	08-05-2019	09-05-2019	17-05-2019
Ceylon Tobacco Company PLC	15.77 (Less WHT)	Final	14-05-2019	15-05-2019	24-05-2019
Commercial Development Company PLC	3.50	Final	15-05-2019	16-05-2019	27-05-2019
Property Development PLC	3.75	First & Final	29-05-2019	30-05-2019	10-06-2019
Dialog Axiata PLC	0.37 (Subject to Tax)	Final	12-06-2019	13-06-2019	21-06-2019
Agstar PLC	0.20 (Voting & Non-Voting)	Final	28-06-2019	01-07-2019	09-07-2019

தேதியில் லாப-இழை திவிடென்ட் அறிவிக்கப்பட்டால், அதற்கான தேதியில் அறிவிக்கப்பட்டால், பங்குதாரர்களின் பொதுவான தீர்மானத்திற்கு அமைவாக.

Announcements for the day தேதி விடென்ட் அறிவித்தல்கள்	XC /XR/XD Falling Due on the next day அடுத்த தேதியில் தேதியில் மறுதினம் உடனடியாகவும் XC /XR/XD	Amended தேதி
--	--	-----------------

REPURCHASE OF SHARES /கொடுக்கக்கூடிய பங்குகள் மீள்கொள்வனவு

COMPANY NAME சமாளம் கம்பனியின் பெயர்	REPURCHASE PRICE(Rs.) பங்குகொள்வதற்கான கொடுக்கக்கூடிய (ரூ.) மீள்கொள்வனவு விலை	PROPORTION பங்குகொள்வதற்கான அளவு	DATE OF OPENING THE OFFER TO REPURCHASE பங்குகொள்வதற்கான கொடுக்கக்கூடிய தேதி	DATE OF CLOSING OF OFFER TO REPURCHASE பங்குகொள்வதற்கான கொடுக்கக்கூடிய தேதி
Union Bank of Colombo PLC	Rs. 15.00 per share	to be notified	15-05-2019	29-05-2019

WATCH LIST/වෙළුම් ලිස්ට්/බොර்ட් විස්ට්

Company	Initial Date of Transfer to the Default Board	Date of transfer to the Watch List	Reason
Miramar Beach Hotel PLC	9-Jun-08	1-Jan-18	Non Submission of Annual Reports for the F/Y Ended 31-MAR-2010 to 31-MAR-2017.
		1-Jan-18	Non submission of Financial Statements for the quarters ended 30-SEP-2010 to 31-MAR-2011 30-JUN-2012 to 30-SEP-2017
		21-Feb-18	Non submission of Financial Statements for the quarter ended 31-DEC-2017
		7-Jun-18	In terms of Rule 7.4 (c) (vii) of the CSE Listing Rules (Enforcement Rules) - Non-Submission of Interim Financial Statements for the quarter ended 31st March 2018.
		23-Aug-18	Non-submission of Interim Financial Statements for the quarter ended 30-JUN-2018.
		07- Sep-2018	Non Submission of Annual Report for the year ended 31-MAR-2018
		23-Nov-18	Non-submission of Interim Financial Statements for the quarter ended 30-SEP-2018
		22- Feb-2019	Non Submission of Interim Financial Statements for the quarter ended 31-DEC-2018.
Lanka Cement PLC	21-May-13	1-Jan-18	Non submission of Financial Statements for the quarters ended 30-SEP-2014 to 31-DEC-2016
		7-Jun-18	Non-Submission of Annual Report 2017.
		2-Jul-18	Non-Compliance with Corporate Governance Requirements in term of Rule 7.10 of the CSE Listing Rules.
		23-Aug-18	Non-submission of Interim Financial Statements for the quarter ended 30-JUN-2018.
		23-Nov-18	Non-submission of Interim Financial Statements for the quarter ended 30-SEP-2018.
		08-Mar-19	Non-submission of Interim Financial Statements as at 31-DEC-2018.
Central Investments & Finance PLC	10-Sep-13	1-Jan-18	Non submission of Annual Report for the F/Y Ended 31-MAR-2013 to 31-MAR-2017.
		1-Jan-18	Non submission of Financial Statements for the quarters ended 30-SEP-2013 to 30-Sep-2017
		21-Feb-18	Non submission of Financial Statements for the quarter ended 31-DEC-2017
		7-Jun-18	Non submission of Financial Statements for the quarter ended 31-MAR-2018
		23-Aug-18	Non-submission of Interim Financial Statements for the quarter ended 30-JUN-2018.
		07- Sep-2018	Non Submission of Annual Report for the year ended 31-MAR-2018
		23-Nov-18	Non-submission of Interim Financial Statements for the quarter ended 30-SEP-2018.
		22- Feb-2019	Non Submission of Interim Financial Statements for the quarter ended 31-DEC-2018.
PC House PLC	5-Jun-14	1-Jan-18	Non submission of Annual Report for the F/Y Ended 31-MAR-2014 to 31-MAR-2017.
		1-Jan-18	Non submission of Financial Statements for the quarter ended 31-DEC-2015 to 30-Sep-2017
		21-Feb-18	Non submission of Financial Statements for the quarter ended 31-DEC-2017
		7-Jun-18	Non submission of Financial Statements for the quarter ended 31-MAR-2018
		23-Aug-18	Non-submission of Interim Financial Statements for the quarter ended 30-JUN-2018.
		07- Sep-2018	Non Submission of Annual Report for the year ended 31-MAR-2018
		23-Nov-18	Non-submission of Interim Financial Statements for the quarter ended 30-SEP-2018
		22- Feb-2019	Non Submission of Interim Financial Statements for the quarter ended 31-DEC-2018.

WATCH LIST/வாட் லிஸ்ட்/வொட்ச் லிஸ்ட்

Company	Initial Date of Transfer to the Default Board	Date of transfer to the Watch List	Reason
PC Pharma PLC	5-Jun-14	1-Jan-18	Non submission of Annual Report for the F/Y Ended 31-MAR-2014 to 31-MAR-2017.
		1-Jan-18	Non submission of Financial Statements for the quarters ended 31-DEC-2015 to 30-Sep-2017
		21-Feb-18	Non submission of Financial Statements for the quarter ended 31-DEC-2017
		7-Jun-18	Non submission of Financial Statements for the quarter ended 31-MAR-2018
		23-Aug-18	Non-submission of Interim Financial Statements for the quarter ended 30-JUN-2018.
		07- Sep-2018	Non Submission of Annual Report for the year ended 31-MAR-2018
		23-Nov-18	Non-submission of Interim Financial Statements for the quarter ended 30-SEP-2018
		22- Feb-2019	Non Submission of Interim Financial Statements for the quarter ended 31-DEC-2018.
Entrust Securities PLC	26-Aug-16	1-Jan-18	Non submission of Annual Report for the F/Y Ended 31-MAR-2016 & 31-MAR-2017.
		11-Jan-18	In terms of Rule 7.5 (d) (I) (3) of the CSE Listing Rules (Enforcement Rules)- Modified Opinion in the Independent Auditor's Report on the Annual Report for the year ended 31st March 2016..
		07- Sep-2018	Non Submission of Annual Report for the year ended 31-MAR-2018
		24-Dec-2018	Entrust Securities PLC (ESL) - In terms of Rule 7.5 (d) (I) (3) of the CSE Listing Rules (Enforcement Rules)- Modified Opinion in the Independent Auditor's Report on the Audited Financial Statements for the year ended 31st March 2017.
Huejay International Investments PLC	27-Sep-16	1-Jan-18	Non-compliance of CSE Listing Rules in Annual Report 2016/2017
		2-Jul-18	Non-compliance with minimum public holding requirement in terms of Rule 7.13.1 of the CSE Listing Rules.
		2-Jul-18	Non-compliance with Corporate Governance Requirements in terms of Rule 7.10 of the CSE Listing Rules.
		23-Aug-18	Non-submission of Interim Financial Statements for the quarter ended 30-JUN-2018.
		07- Sep-2018	Non Submission of Annual Report for the year ended 31-MAR-2018
		23-Nov-18	Non-submission of Interim Financial Statements for the quarter ended 30-SEP-2018
		22- Feb-2019	Non Submission of Interim Financial Statements for the quarter ended 31-DEC-2018.
Swarnamahar Financial Services PLC	19-Jan-17	1-Jan-18	In view of several significant issues (which are set out in the SEC directive dated 18 th January 2017) the SEC has requested the CSE to transfer the securities of the company to the Default Board of the CSE with immediate effect until the company complies with Rules 7.10.2(a) 7.10.5(a) and 7.10.6(a) of the CSE Listing Rules.
		07-Sep-18	In terms of Rule 7.5 (d) (I) (3) of the CSE Listing Rules (Enforcement Rules)- Qualified Opinion in the Independent Auditor's Report on the Annual Report for the year ended 31st March 2018.

WATCH LIST/වෙළුම් ලිස්ට්/வொட்ச் லிஸ்ட்

Company	Initial Date of Transfer to the Default Board	Date of transfer to the Watch List	Reason
Standard Capital PLC	19-Sep-17	1-Jan-18	Non-Submission of Annual Report for the year ended 31-Mar-2017.
		07- Sep-2018	Non Submission of Annual Report for the year ended 31-MAR-2018
Adam Investments PLC		07- Sep-2018	Non Submission of Annual Report for the year ended 31-MAR-2018
		23-Nov-18	Non-submission of Interim Financial Statements for the quarter ended 30-SEP-2018.
		22- Feb-2019	Non Submission of Interim Financial Statements for the quarter ended 31-DEC-2018.
Mackwoods Energy PLC	19-Sep-17	23-Mar-18	In terms of Rule 7.5 (c) (1) (3) of the CSE Listing Rules (Enforcement Rules)-Qualified Opinion in the Independent Auditor's Report on the Audited Financial Statements for the year ended 31 st March 2017.
		22- Feb-2019	Non Submission of Interim Financial Statements for the quarter ended 31-DEC-2018.
		22-Oct-18	In terms of Rule 7.10.7 (c) of the CSE Listing Rules (Enforcement Rules)-Non-Compliance with Corporate governance Requirements.
Asia Capital PLC	-	2-Jul-18	Non-Compliance with minimum public holding requirement in term of Rule 7.13.1. of the CSE Listing Rules.
		7-Sep-18	In terms of Rule 7.5 (d) (II) (3) of the CSE Listing Rules (Enforcement Rules) – Emphasis of matter on going concern in the Independent Auditor's Report on the Audited Financial Statements for the year ended 31st March 2018.
Arpico Finance Company PLC	-	2-Jul-18	Non-Compliance with minimum public holding requirement in term of Rule 7.13.1. of the CSE Listing Rules.
Industrial Asphalts (Ceylon) PLC	-	2-Jul-18	Non-Compliance with minimum public holding requirement in term of Rule 7.13.1. of the CSE Listing Rules.
Browns Beach Hotels PLC	-	2-Jul-18	Non-Compliance with minimum public holding requirement in term of Rule 7.13.1. of the CSE Listing Rules.
Commercial Development Company PLC	-	2-Jul-18	Non-Compliance with minimum public holding requirement in term of Rule 7.13.1. of the CSE Listing Rules.
Ceylon Printers PLC	-	2-Jul-18	Non-Compliance with minimum public holding requirement in term of Rule 7.13.1. of the CSE Listing Rules.
Distilleries Company of Sri Lanka PLC	-	2-Jul-18	Non-Compliance with minimum public holding requirement in term of Rule 7.13.1. of the CSE Listing Rules.
Goodhope PLC	-	2-Jul-18	Non-Compliance with minimum public holding requirement in term of Rule 7.13.1. of the CSE Listing Rules.
Lotus Hydro Power PLC	-	2-Jul-18	Non-Compliance with minimum public holding requirement in term of Rule 7.13.1. of the CSE Listing Rules.
Indo Malay PLC	-	2-Jul-18	Non-Compliance with minimum public holding requirement in term of Rule 7.13.1. of the CSE Listing Rules.
MTD Walkers PLC	-	2-Jul-18	Non-Compliance with minimum public holding requirement in term of Rule 7.13.1. of the CSE Listing Rules.

WATCH LIST/වෙළුම් ලිස්ට්/வொட்ச் லிஸ்ட்

Company	Initial Date of Transfer to the Default Board	Date of transfer to the Watch List	Reason
Kotmale Holdings PLC	-	2-Jul-18	Non-Compliance with minimum public holding requirement in term of Rule 7.13.1. of the CSE Listing Rules.
Madulsima Plantations PLC	-	2-Jul-18	Non-Compliance with minimum public holding requirement in term of Rule 7.13.1. of the CSE Listing Rules.
Morison PLC	-	2-Jul-18	Non-Compliance with minimum public holding requirement in term of Rule 7.13.1. of the CSE Listing Rules.
Office Equipment PLC	-	2-Jul-18	Non-Compliance with minimum public holding requirement in term of Rule 7.13.1. of the CSE Listing Rules.
Paragon Ceylon PLC	-	2-Jul-18	Non-Compliance with minimum public holding requirement in term of Rule 7.13.1. of the CSE Listing Rules.
Property Development PLC	-	2-Jul-18	Non-Compliance with minimum public holding requirement in term of Rule 7.13.1. of the CSE Listing Rules.
Selinsing PLC	-	2-Jul-18	Non-Compliance with minimum public holding requirement in term of Rule 7.13.1. of the CSE Listing Rules.
Shalimar (Malay) PLC	-	2-Jul-18	Non-Compliance with minimum public holding requirement in term of Rule 7.13.1. of the CSE Listing Rules.
Serendib Land PLC	-	2-Jul-18	Non-Compliance with minimum public holding requirement in term of Rule 7.13.1. of the CSE Listing Rules.
Abans Finance PLC	-	2-Jul-18	Non-Compliance with minimum public holding requirement in term of Rule 7.13.1. of the CSE Listing Rules.
AMW Capital Leasing and Finance PLC	-	2-Jul-18	Non-Compliance with minimum public holding requirement in term of Rule 7.13.1. of the CSE Listing Rules.
Commercial Leasing and Finance PLC	-	2-Jul-18	Non-Compliance with minimum public holding requirement in term of Rule 7.13.1. of the CSE Listing Rules.
Brac Lanka Finance PLC	-	2-Jul-18	Non-Compliance with minimum public holding requirement in term of Rule 7.13.1. of the CSE Listing Rules.
Odel PLC	-	2-Jul-18	Non-Compliance with minimum public holding requirement in term of Rule 7.13.1. of the CSE Listing Rules.
Senkadagala Finance PLC	-	2-Jul-18	Non-Compliance with minimum public holding requirement in term of Rule 7.13.1. of the CSE Listing Rules.
Ambeon Capital PLC (Taprobane Holdings PLC)	-	2-Jul-18	Non-Compliance with minimum public holding requirement in term of Rule 7.13.1. of the CSE Listing Rules.
Trade Finance and Investments PLC	-	2-Jul-18	Non-Compliance with minimum public holding requirement in term of Rule 7.13.1. of the CSE Listing Rules.

WATCH LIST/වෙළුම් ලිස්ට්/வொட்ச் லிஸ்ட்

Company	Initial Date of Transfer to the Default Board	Date of transfer to the Watch List	Reason
People's Merchant Finance PLC	-	17-July-2018	In terms of Rule 7.5 (c) (II) (3) of the CSE Listing Rules (Enforcement Rules) – Emphasis of matter on going concern in the Independent Auditor's Report on the Audited Financial Statements for the year ended 31st March 2018.
Merchant Bank of Sri Lanka and Finance PLC	-	17- July -2018	In terms of Rule 7.5 (c) (II) (3) of the CSE Listing Rules (Enforcement Rules) – Emphasis of matter on going concern in the Independent Auditor's Report on the Audited Financial Statements for the year ended 31st December 2017.
Lanka Hospital Corporation PLC	-	08- Aug -2018	Non-Compliance with minimum public holding requirement in term of Rule 7.13.1. of the CSE Listing Rules.
Aitken Spence Plantation Managements PLC	-	08- Aug -2018	Non-Compliance with minimum public holding requirement in term of Rule 7.13.1. of the CSE Listing Rules.
Mercantile Investments and Finance PLC	-	08- Aug -2018	Non-Compliance with minimum public holding requirement in term of Rule 7.13.1. of the CSE Listing Rules.
The Finance Company PLC	-	17- Aug -2018	Qualified Opinion in the Independent Auditor's Report on the Audited Financial Statements for the year ended 31st March 2018.
Lucky Lanka Milk Processing Company PLC	-	19-Sep-2018	In terms of Rule 7.10.7 (c) of the CSE Listing Rules (Enforcement Rules) –Non-Compliance with Corporate Governance Requirements.
Hotel Developers (Lanka) PLC	-	04- Sep -2018	Non-Compliance with minimum public holding requirement in term of Rule 7.13.1. of the CSE Listing Rules.
Pelwatte Sugar Industries PLC	-	04- Sep -2018	Non-Compliance with minimum public holding requirement in term of Rule 7.13.1. of the CSE Listing Rules.
Sierra Cables PLC	-	07- Sep -2018	In terms of Rule 7.5 (d) (II) (3) of the CSE Listing Rules (Enforcement Rules) – Emphasis of matter on going concern in the Independent Auditor's Report on the Audited Financial Statements for the year ended 31st March 2018.
Sinhaputhra Finance PLC	-	07-Nov-2018	In terms of Rule 7.5 (d) (II) (3) of the CSE Listing Rules (Enforcement Rules) – Emphasis of matter on going concern in the Independent Auditor's Report on the Audited Financial Statements for the year ended 31st March 2018.

WATCH LIST/வாட் லிஸ்ட்/வொட்ச் லிஸ்ட்

Company	Initial Date of Transfer to the Default Board	Date of transfer to the Watch List	Reason
Ceylon & Foreign Trades PLC	-	07- Sep -2018	Non Submission of Annual Report for the year ended 31-MAR-2018
		23-Nov-18	Non-submission of Interim Financial Statements for the quarter ended 30-SEP-2018.
		22- Feb-2019	Non Submission of Interim Financial Statements for the quarter ended 31-DEC-2018.
Adam Capital PLC	-	07- Sep -2018	Non Submission of Annual Report for the year ended 31-MAR-2018
		23-Nov-18	Non-submission of Interim Financial Statements for the quarter ended 30-SEP-2018.
		22- Feb-2019	Non Submission of Interim Financial Statements for the quarter ended 31-DEC-2018.
City Housing and Real Estate Company PLC	-	10- Sep -2018	In terms of Rule 7.5 (d) (1) (3) of the CSE Listing Rules (Enforcement Rules)- Qualified Opinion in the Independent Auditor's Report on the Annual Report for the year ended 31st March 2018.
Mercantile Shipping Company PLC (MSL)	-	13- Sep -2018	"In terms of Rule 7.5 (d) (II) (3) of the CSE Listing Rules (Enforcement Rules) – Emphasis of matter on going concern in the Independent Auditor's Report on the Audited Financial Statements for the year ended 31st March 2018.
LOLC Finance PLC	-	07-Nov-2018	The securities of the above company have been transferred to Watch List with effective from 7th November 2018 due to Non-Compliance with Minimum Public Holding Requirement in terms of Rule 7.13.1 of the CSE Listing Rules.
East West Properties PLC (EAST)	-	12-Dec-2018	- In terms of Rule 7.5 (d) (II) (3) of the CSE Listing Rules (Enforcement Rules) – Emphasis of matter on going concern in the Independent Auditor's Report on the Audited Financial Statements for the year ended 31st March 2018.
		22- Feb-2019	Non Submission of Interim Financial Statements for the quarter ended 31-DEC-2018.
Anilana Hotels and Properties PLC	-	14 -Dec-2018	In terms of Rules 7.5(d) (I) (3) and 7.5 (d) (II) (3) of the CSE Listing Rules (Enforcement Rules) – Modified Audit Opinion and Emphasis of matter on going concern in the Independent Auditor's Report on the Audited Financial Statements for the year ended 31st March 2018.

Narration Change

Lucky Lanka Milk Processing Company PLC
Submission of Annual Report for the year ended 31st March 2018.

Watch List Transferred Out**HVA Foods PLC**

The company has been transferred out from the Watch List with effect from 11th April 2019 as the company resolved the matters giving rise to Modified Audit Opinion in the Independent Auditor's Report on the Audited Financial Statements for the year ended 31st March 2018 In terms of Rule 7.5 (d) (I) (9) (b) of the CSE Listing Rules (Enforcement Rules).

DEALING SUSPENDED COMPANIES/ගනුදෙනු කිරීම අත්හිටුවා ඇති සමාගම්/கொடுக்கல்வாங்கல் நிறுத்தி வைக்கப்பட்டுள்ள கம்பனிகள்

COMPANY සමාගම கம்பனி	EFFECTIVE DATE වලංගු දිනය செல்லுபடியாகும் திகதி	REASON නේතු ව காரணம்
Vanik Incorporation PLC	06-Oct-2008	Trading suspended pursuant to a request made by the company based on the Stay Order issued on 21 st November 2008 on the winding up order dated 3 rd October 2008 issued by the District Court of Colombo in Case No.84/CO.
Hotel Developers (Lanka) PLC	11-Nov-2011	Vested with the state in terms of Revival of Underperforming Enterprises or Underutilized Assets Act No.43 of 2011.
Pelwatte Sugar Industries PLC(Under Liquidation)	11-Nov-2011	Vested with the state in terms of Revived of Underperforming Enterprises or Underutilized Assets Act No.43 of 2011.
Touchwood Investments PLC (Under Liquidation)	05-Jun-2014	Dealing suspended due to Winding up order issued by the Colombo Commercial High Court.
Orient Garments PLC	06-Apr-2016	Dealing suspended pursuant to the appointment of a Provisional Liquidator.

TRADING SUSPENDED COMPANIES/වෙළෙඳපොළ ගනුදෙනු කිරීම අත්හිටුවා ඇති සමාගම්/ வியாபாரம் நிறுத்தி வைக்கப்பட்டுள்ள கம்பனிகள்

COMPANY සමාගම கம்பனி	EFFECTIVE DATE වලංගු දිනය செல்லுபடியாகும் திகதி	REASON නේතු ව காரணம்
Miramar Beach Hotel PLC	26-Feb-2015	Trading in shares of MIRA has been suspended with effect from 26th February 2015 as per the Directive issued by the SEC on 26th January 2015.
	02_Apr- 2018	Trading suspended in terms Rule 7.4 (c) (vii) and Rule 7.5 (e) (7) of the CSE Listing Rules (Enforcement Rules).
Entrust Securities PLC	5-Jan-2016	Trading has been suspended pending clarification regarding the current status of the company
	02_Apr- 2018	Trading suspended in terms Rule 7.5 (e) (7) of the CSE Listing Rules (Enforcement Rules).
	12-Jul-2018	Trading suspended in terms of Rule 7.5 (d) (I) (9) of the CSE Listing Rules (Enforcement Rules) - Qualified Opinion in the Independent Auditor's Report on the Audited Financial Statements for the year ended 31st March 2016.
PC House PLC	02_Apr- 2018	Trading suspended in terms Rule 7.4 (c) (vii) and Rule 7.5 (e) (7) of the CSE Listing Rules (Enforcement Rules).
PC Pharma PLC	02_Apr- 2018	Trading suspended in terms Rule 7.4 (c) (vii) and Rule 7.5 (e) (7) of the CSE Listing Rules (Enforcement Rules).
Standard Capital PLC	02_Apr- 2018	Trading suspended in terms Rule 7.5 (e) (7) of the CSE Listing Rules (Enforcement Rules).

TRADING SUSPENDED COMPANIES/වෙළෙඳපොළ ගනුදෙනු කිරීම අත්හිටුවා ඇති සමාගම්/ வியாபாரம் நிறுத்தி வைக்கப்பட்டுள்ள கம்பனிகள்

COMPANY සමාගම கம்பனி	EFFECTIVE DATE වලංගු දිනය செல்லுபடியாகும் திகதி	REASON ලේඛන காரணம்
Swarnamahahal Financial Services PLC	2-Jul-2018	Trading suspended in terms of CSE Listing Rule 7.10.7 (i) due to Non Compliance with Corporate Governance Rules 7.10.2 (a), 7.10.5 (a), 7.10.6 (a). (Enforcement Rules)
	08-Mar- 2019	Trading suspended in terms of Rule 7.5 (d) (I) (9) of the CSE Listing Rules (Enforcement Rules) - Modified Opinion in the Independent Auditor's Report on the Annual Report for the year ended 31st March 2018.
Mackwoods Energy PLC	25-Sep-2018	Trading suspended in terms of Rule 7.5 (d) (I) (9) of the CSE Listing Rules (Enforcement Rules) - Qualified Opinion in the Independent Auditor's Report on the Audited Financial Statements for the year ended 31st March 2017.
Central Investments & Finance PLC	23-Nov-2017	Trading has been suspended pursuant to the disclosure published by the Central Bank of Sri Lanka on 23 rd November 2017.
	02-Apr- 2018	Trading suspended in terms Rule 7.4 (c) (vii) and Rule 7.5 (e) (7) of the CSE Listing Rules. (Enforcement Rules)
Lanka Cement PLC	7-Sep-2018	Trading suspended in terms of Rule 7.5 (e) (7) of the CSE Listing Rules (Enforcement Rules)
	26-Nov-2018	Trading suspended in terms of Rule 7.4 (c) (vii) of the CSE Listing Rules (Enforcement Rules)
	03-Jan-2019	Trading suspended in terms of Rule 7.10.7 (i) due to Non Compliance with Corporate Governance Rules.
Huejay International Investments PLC	26-Nov-2018	Trading suspended in terms of Rule 7.4 (c) (vii) of the CSE Listing Rules (Enforcement Rules)
	10-Dec-2018	Trading suspended in terms of Rule 7.5 (e) (7) of the CSE Listing rules (Enforcement Rules)- Non-submission of the Annual Report for the year ended 31st March 2018.
	03-Jan-2019	Trading suspended in terms of Rule 7.10.7 (i) due to Non Compliance with Corporate Governance Rules.
Adam Investments PLC	10-Dec-2018	Trading suspended in terms of Rule 7.5 (e) (7) of the CSE Listing rules (Enforcement Rules) - Non-submission of the Annual Report for the year ended 31st March 2018
	25-Feb-2019	Trading Suspended in terms of Rule 7.4 (c) (vii) of the CSE Listing Rules (Enforcement Rules)
Ceylon & Foreign Trades PLC	10-Dec-2018	Trading suspended in terms of Rule 7.5 (e) (7) of the CSE Listing rules (Enforcement Rules) - Non-submission of the Annual Report for the year ended 31st March 2018.
	25-Feb-2019	Trading Suspended in terms of Rule 7.4 (c) (vii) of the CSE Listing Rules (Enforcement Rules)

TRADING SUSPENDED COMPANIES/වෙළෙඳපොළ ගනුදෙනු කිරීම අත්හිටුවා ඇති සමාගම්/ வியாபாரம் நிறுத்தி வைக்கப்பட்டுள்ள கம்பனிகள்

COMPANY සමාගම கம்பனி	EFFECTIVE DATE වලංගු දිනය செல்லுபடியாகும் திகதி	REASON හේතුව காரணம்
Lucky Lanka Milk Processing Company PLC	21-Mar-2019	In terms of Rule 7.10.7 (i) of the CSE Listing Rules (Enforcement Rules) –Non-Compliance with Corporate governance Requirements
Adam Capital PLC	10-Dec-2018	Trading suspended in terms of Rule 7.5 (e) (7) of the CSE Listing rules (Enforcement Rules) - Non-submission of the Annual Report for the year ended 31st March 2018.
	25-Feb-2019	Trading Suspended in terms of Rule 7.4 (c) (vii) of the CSE Listing Rules (Enforcement Rules)
The Finance Company PLC	18-Feb-2019	Modified Audit Opinion in the Independent Auditor's Report on the Audited Financial Statements for the year ended 31st March 2018.
AIA Insurance Lanka PLC	01-Mar-2019	Trading has been suspended as per SEC Rules, subsequent to the announcement made by the company regarding the proposed Voluntary Delisting of fully paid Ordinary (Voting) shares from the official list of the Colombo Stock Exchange.
Browns Capital PLC	08-Mar-2019	Amalgamation of Browns Capital PLC with Browns Investments PLC
City Housing & Real Estate Co. PLC	11-Mar-2019	Trading suspended in terms of Rule 7.5 (d) (l) (9) of the CSE Listing Rules.

Narration Change

Lucky Lanka Milk Processing Company PLC
Submission of Annual Report for the year ended 31st March 2018.

LISTED COMPANIES - NOTICE OF ANNUAL GENERAL MEETINGS(AGM)/ලැයිස්තුගත සමාගම් - වාර්ෂික මහා සභා රැස්වීම් පිළිබඳ නිවේදනය/பட்டியல் படுத்தப்பட்ட கம்பனிகள் - ஆண்டுப் பொதுக்கூட்ட அறிவித்தல்க

COMPANY/සමාගම/கம்பனி	DATE/දිනය / திகதி	VENUE/ස්ථානය / டம்	TIME/වේලාව நேரம்
Chevron Lubricants Lanka PLC	23-04-2019	Level 06, Public Forum, The Institute of Chartered Accountants of Sri Lanka, 30A, Malalasekera Mawatha, Colombo 07.	03.30 p.m.
Ceylinco Insurance PLC	25-04-2019	Auditorium Level 7, ICBT Building, No. 36, De Krestler Place, Bambalapitiya, Colombo 04.	10.30 a.m.
Lucky Lanka Milk Processing Company PLC	29-04-2019	Lucky Lanka Factory Premises, Bibulewela, Karagoda, Uyangoda, Kamburupitiya.	10.00 a.m.
Amana Takaful PLC	30-04-2019	Committee Room A, Bandaranaike Memorial International Conference Hall (BMICH), Baudhaloka Mawatha, Colombo 07.	09.30 a.m.
Amana Takaful Life PLC	30-04-2019	Committee Room A, Bandaranaike Memorial International Conference Hall (BMICH), Baudhaloka Mawatha, Colombo 07.	10.00 a.m.
Nestle Lanka PLC	08-05-2019	Committee Room B (Lotus) of the BMICH, Colombo 07.	10.00 a.m.
Three Acre Farms PLC	08-05-2019	Sri Lanka Foundation Institute Auditorium, No. 100, Sri Lanka Padanama Mawatha, Independence Square, Colombo 07.	10.00 a.m.
Ceylon Grain Elevators PLC	08-05-2019	Sri Lanka Foundation Institute Auditorium, No. 100, Sri Lanka Padanama Mawatha, Independence Square, Colombo 07.	10.45 a.m.
Hapugastenne Plantations PLC	09-05-2019	Sri Lanka Foundation Institute, No. 100, Sri Lanka Padanama Mawatha, Independence Square, Colombo 07.	10.00 a.m.
Udapussellawa Plantations PLC	09-05-2019	Sri Lanka Foundation Institute, No. 100, Sri Lanka Padanama Mawatha, Independence Square, Colombo 07.	10.45 a.m.
Ceylon Tobacco Company PLC	14-05-2019	Auditorium, 178, Srimath Ramanathan Mawatha, Colombo 15.	10.30 a.m.
Commercial Development Company PLC	15-05-2019	Conference Room of the Commercial Bank of Ceylon PLC, 07 th Floor, "Commercial House", No. 21, Sir Razik Fareed Mawatha, Colombo 01.	10.00 a.m.
Keells Food Products PLC	11-06-2019	John Keells PLC, Auditorium, No. 186, Vauxhall Street, Colombo 02.	10.00 a.m.
Ceylon Cold Stores PLC	14-06-2019	John Keells Auditorium, No. 186, Vauxhall Street Colombo 02.	10.00 a.m.
Trans Asia Hotels PLC	21-06-2019	Ceylon Chamber of Commerce Auditorium, No. 50, Navam Mawatha, Colombo 02.	03.30 p.m.
Asian Hotels & Properties PLC	24-06-2019	Ceylon Chamber of Commerce Auditorium, No. 50, Navam Mawatha, Colombo 02.	10.30 a.m.
John Keells PLC	27-06-2019	John Keells Auditorium, No. 186, Vauxhall Street Colombo 02.	09.30 a.m.
Tea Smallholder Factories PLC	27-06-2019	John Keells Auditorium, No. 186, Vauxhall Street Colombo 02.	10.00 a.m.
John Keells Holdings PLC	28-06-2019	The Auditorium (Ground Floor), The Ceylon Chamber of Commerce, No. 50, Nawam MAwatha Colombo 02.	10.00 a.m.
John Keells Hotels PLC	28-06-2019	John Keells Staff Dining Hall at No. 117, Sir Chithampalam A. Gardiner Mawatha, Colombo 02.	03.30 p.m.

LISTED COMPANIES – NOTICE OF EXTRAORDINARY GENERAL MEETINGS (EGM)/ලැයිස්තුවේ සමාගම් - විශේෂ මහා සභා රැස්වීම් පිළිබඳ නිවේදනය/பட்டியல் படுத்தப்பட்ட கம்பனிகள் - விசே பொதுக்கூட்ட அறிவிப்புகள் பற்றி

COMPANY සමාගම கம்பனி	DATE දිනය திகதி	VENUE ස්ථානය இடம்	TIME වේලාව நேரம்
Anilana Hotels and Properties PLC	22-04-2019	Sri Lanka Foundation, No. 100, Sri Lanka Padanama Mawatha, Colombo 07.	10.15 a.m.
Nestle Lanka PLC	08-05-2019	Committee Room B of the Bandaranaike Memorial International Conference Hall (BMICH) Baudhaloka Mawatha, Colombo 07.	11.00 a.m.

CSE CIRCULARS / SEC DIRECTIVES / DISCLOSURES /கொடல் வெலெடெபொட வகலெல் / ஸ்டுடகூலிபன் ஸஹ விதிமய ககாமிஊன் ஸகாவே தியெர் / ஂகாவிரஊயன்/பரிவர்த்தனையின் கற்றுநிருபங்கள் / பிணையங்கள் ஆணைக்குழுவின் பணிப்புரைகள் / வெளிப்புத்தல்கள்

ANNOUNCEMENT/திவெதய/அறிவித்தல்		DATE/தீய/திகதி									
<p>CSE CIRCULAR NATIONAL DEVELOPMENT BANK PLC (“THE BANK”)-BASEL III COMPLAINT DEBENTURE ISSUE 2019</p> <p>The debentures of the above Bank will be listed on 08th April 2019.</p> <p>The assigned Security IDs/Descriptions are as follows:</p> <table border="1"> <thead> <tr> <th>Debenture Type</th> <th>Security ID</th> <th>ISIN</th> </tr> </thead> <tbody> <tr> <td>Five Year Fixed Rate of (13.50% p.a.) payable Semi-annually</td> <td>NDB-BD-30/03/24-C2419-13.5</td> <td>LK0207D24198</td> </tr> <tr> <td>Five Year Fixed Rate of (13.95% p.a.) payable annually</td> <td>NDB-BD-30/03/24-C2420-13.95</td> <td>LK0207D24206</td> </tr> </tbody> </table> <p>The secondary trading of these Debt securities is limited to Qualified Investors as defined on the Prospectus.</p>		Debenture Type	Security ID	ISIN	Five Year Fixed Rate of (13.50% p.a.) payable Semi-annually	NDB-BD-30/03/24-C2419-13.5	LK0207D24198	Five Year Fixed Rate of (13.95% p.a.) payable annually	NDB-BD-30/03/24-C2420-13.95	LK0207D24206	05-04-2019
Debenture Type	Security ID	ISIN									
Five Year Fixed Rate of (13.50% p.a.) payable Semi-annually	NDB-BD-30/03/24-C2419-13.5	LK0207D24198									
Five Year Fixed Rate of (13.95% p.a.) payable annually	NDB-BD-30/03/24-C2420-13.95	LK0207D24206									
<p>NOTIFICATION ON THE LISTING OF SHARES</p> <p>Date : 05th April 2019</p> <p>Commercial Bank of Ceylon PLC (“The Bank”)-Scrip Dividend</p> <p>Please note that 15,249,529 ordinary voting shares in the proportion of 1:62.034884700 and 1,241,095 ordinary non-voting shares in the proportion of 1:52.383720827 of the Bank will be listed with effect from 08th April 2019, pursuant to a Scrip Dividend.</p>		05-04-2019									
<p>NOTIFICATION ON THE LISTING OF SHARES</p> <p>Date : 05th April 2019</p> <p>Seylan Bank PLC (“The Bank”)-Scrip Dividend</p> <p>Please note that 4,504,394 ordinary voting shares in the proportion of 7,114,354 ordinary non-voting shares in the Bank will be listed with effect from 08th April 2019, pursuant to a Scrip Dividend in the proportion of 1:40.8720928942 and 1:25.5813924919 respectively.</p>		05-04-2019									

CSE CIRCULARS / SEC DIRECTIVES / DISCLOSURES /கொடீஸ் වෙළෙඳපොළ වකුලේඛ / සුරැකුම්පත් සහ විනිමය කොමිෂන් සභාවේ නියෝග /
 අනාවරණයන්/பரிவர்த்தனையின் சுற்றறிநுபங்கள் / பிணையங்கள் ஆணைக்குழுவின் பணிப்புரைகள் / வெளிப்படுத்தல்கள்

ANNOUNCEMENT/அறிவித்தல்	DATE/திகதி
NOTIFICATION ON THE LISTING OF SHARES Date : 08 th April 2019 Samptha Bank PLC (“the Bank”)-Scrip Dividend Please note that 11,548,874 ordinary voting shares of the Bank will be listed with effect from 09 th April 2019, pursuant to a Scrip Dividend in the proportions of 1: 24.32291217.	08-04-2019
CSE CIRCULAR DE-LISTING OF THE SECURITIES OF MIRAMAR BEACH HOTEL PLC (MIRA) In terms of Rule 4 (2) of the Rules made by the Securities and Exchange Commission of Sri Lanka (SEC) under Section 53 of the SEC Act No.36 of 1987 (as amended) via Gazette Extraordinary No. 125/2 dates 18 th December 2001, the securities of MIRA were delisted from the official list of the CSE with effect from 08th April 2019 .	08-04-2019
NOTIFICATION ON THE LISTING OF SHARES Date : 09 th April 2019 Hatton National Bank PLC (“the Bank”)-Scrip Dividend Please note that 5,892,615 Ordinary Voting shares and 1,863,503 Ordinary Non-Voting shares of the Bank will be listed with effect from 10 th April 2019, pursuant to a Scrip Dividend in the proportions of 1: 67.1096360444 and 1:52.1594765342 respectively.	09-04-2019
East West Properties PLC-Trading Halted Please note that EAST.N0000 has been halted pending announcement.	12-04-2019
East West Properties PLC-Trading Halt Lifted Please note that the halt imposed on EAST.N0000 has been lifted.	12-04-2019

INTERIM FINANCIAL STATEMENTS FOR THE PERIOD ENDED 31-12-2018 /2018-12-31 දිනෙන් අවසන් වූ කාලය සඳහා අතුරු මුද්‍රය
 ප්‍රකාශන / 2018-12-31 இல் முடிவடை யும் 3 மாத காலத்திற்கான இடைக்கால நிதிக்கூற்றுக்கள்

COMPANY/சமாத/கம்பனி
Mackwoods Energy PLC

ANNUAL REPORTS FOR THE YEAR ENDED 31stMARCH 2018 (31-03-2018)වැනි දින අවසන් වූ වසර සඳහා වාර්ෂික වාර්තා මාර්ඡ (2018-03-31) இல்
 முடிவடை யும் நிதியாண்டுக்கான ஆண்டு நிக்கைகள்

COMPANY/சமாத/கம்பனி
Lucky Lanka Milk Processing Company PLC

ANNUAL REPORTS FOR THE YEAR ENDED 31stDECEMBER 2018 (31-12-2018)වැනි දින අවසන් වූ වසර සඳහා වාර්ෂික වාර්තා මාර්ඡ (2018-12-31) இல்
 முடிவடை யும் நிதியாண்டுக்கான ஆண்டு நிக்கைகள்

COMPANY/சமாத/கம்பனி
Udapussellawa Plantations PLC
Hapugastenne Plantations PLC
Commercial Development Company PLC
Ceylon Grain Elevators PLC
Three Acre Farms PLC

CORPORATE DISCLOSURES/காண்கை அறிவிப்புகள்/கூட்டாண்மையின் வெளிப்படுத்தல்கள்

COMPANY/கம்பனி	SUBJECT/தலைப்பு	DATE/திகதி
Anilana Hotels & Properties PLC	Errata to the Circular to Shareholders	05-04-2019
Peoples Merchant Finance PLC	Non-Compliance of Corporate Governance Rules	05-04-2019
Agalawatta Plantations PLC	Extraordinary General Meeting	08-04-2019
Bogala Graphite Lanka PLC	Annual General Meeting	08-04-2019
Laugfs Gas PLC	Appointment of Chief Executive Officer	08-04-2019
Industrial Asphalts (Ceylon) PLC	Non-Compliance of Minimum Public Holding Requirements	08-04-2019
AMW Capital Leasing & Finance PLC	Non-Compliance of Minimum Public Holding Requirements	08-04-2019
Citrus Leisure PLC	Extraordinary General Meetings	08-04-2019
East West Properties PLC		
Waskaduwa Beach Resorts PLC		
Hikkaduwa Beach Resorts PLC		
Chevron Lubricants Lanka PLC	Change of Company Address	08-04-2019
Lotus Hydro Power	Non-Compliance of Minimum Public Holding Requirements	08-04-2019
Citizen Development Business Finance PLC	Corporate Disclosure	08-04-2019
Asia Capital PLC	Non-Compliance of Minimum Public Holding Requirements	09-04-2019
AIA Insurance Lanka PLC		
Seylan Bank PLC	Debenture Issue (Over Subscribed)	09-04-2019
Dialog Finance PLC	Non-Compliance of Minimum Public Holding Requirements	10-04-2019
LOLC Development Finance PLC		
Hunas Falls Hotels PLC		
HVA Foods PLC	Resolving matters pertaining to the modified audit opinion on the Audited Financial Statements of the company for the year ended 31 March 2018	10-04-2019
Seylan Bank PLC	Debenture Issue	10-04-2019
Merchant Bank of Sri Lanka & Finance PLC	Corporate Disclosure	10-04-2019
Commercial Development Company PLC	Non-Compliance of Minimum Public Holding Requirements	11-04-2019
Vallibel Finance PLC	Rating Review	11-04-2019
Lion Brewery (Ceylon) PLC	Related Party Transactions	11-04-2019
Dialog Finance PLC	Rights Issue	11-04-2019
Seylan Bank PLC	Debenture Issue	12-04-2019
East West Properties PLC	Corporate Disclosure	12-04-2019
Trade Finance & Investments PLC	Non-Compliance of Minimum Public Holding Requirements	12-04-2019
Kelsey Developments PLC	Related Party Transactions	12-04-2019
Swarnamahahal Financial Services PLC	Non Compliance of Corporate Governance Rules and modified Audit Opinion in the Financial Statements	12-04-2019

DISCLOSURES OF DEALINGS BY DIRECTORS OF LISTED COMPANIES / **ලැයිස්තුවල සමාගම්වල අධ්‍යක්ෂකවරුන්ගේ ගනුදෙනු අනාවරණයන් /**

பட்டியலிடப்பட்ட கம்பனிகளின் இயக்குநர்களின் பரிமாற்றங்கள் தொடர்பான வெளிப்படுத்தல்கள்

COMPANY සමාගම கம்பனி	NAME OF DIRECTOR අධ්‍යක්ෂකගේ නම இயக்குநர் பெயர்	NATURE OF THE DIRECTORSHIP අධ්‍යක්ෂක තනතුරේ ස්වභාවය இயக்குநர் பதவியின் தன்மை	NATURE OF TRANSACTION ගනුදෙනුවේ ස්වභාවය பரிமாற்றத்தின் தன்மை	ANNOUNCEMENT RECEIVED DATE නිවේදනය ලැබුනදිනය அறிவித்தல் பெற்றுக் கொள்ளப்பட்ட திகதி
The Nuwara Eliya Hotels Company PLC	Mr. G. G. Ondaatjie	Deputy Chairman	Purchase	05-04-2019
	Ms. A. M .Ondaatjie	Directors		
	Mr.T. J. Ondaatjie			
Softlogic Holdings PLC	Mr. A. K. P.Pathirage	Chairman / Managing Director	Purchase	05-04-2019
Alumex PLC	Mr. A. A. Akbarally	Non-Executive Director	Purchase	08-04-2019
	Mr. T. Akbarally	Alternate Director to Mr. A. A. Akbarally		
Dankotuwa Porcelain PLC	Mr. P. Maddumage	Non-Executive Director	Sale	08-04-2019
C T Land Development PLC	Dr. T. Senthilverl	Non-Executive Director	Purchase	08-04-2019
Dankotuwa Porcelain PLC	Mr. P.Maddumage	Non-Executive Director	Disposal	09-04-2019
Vidullanka PLC	Mr. R. Sangani	Managing Director	Purchase	10-09-2019
Dankotuwa Porcelain PLC	Mr. P. Maddumage	Non-Executive Director	Disposal	10-04-2019
Ceylon Hospitals PLC	Mr. A. E.Tudawe	Executive Directors	Purchase	11-04-2019
	Mr.U. D. Tudawe			
	Mr. S. P. Tudawe			
	Dr. A. D. P. A. Wijegoonewardene	Non-Executive Directors		
	Mr. Y. N. R. Piyasena			

CHANGE OF DIRECTORATES / අධ්‍යක්ෂක මණ්ඩල වෙනස්වීම්/இயக்குநர் சபை மாற்றங்கள்
APPOINTMENTS/අත් කිරීම්/நியமனங்கள்

NAME OF DIRECTOR අධ්‍යක්ෂකගේ නම இயக்குநர் பெயர்	DESIGNATION තනතුර புதவி	COMPANY සමාගම கம்பனி	EFFECTIVE DATE වලංගු දිනය செல்லுபடியாகும் திகதி
Mr. O. Kassim	Chairman	Amana Takaful Life PLC	12-02-2019
Mr. H. Prematillake	Managing Director	Unisyst Engineering PLC*	01-04-2019
Mr. J. Z. Sheriff	Executive Directors		
Mr. S. Karunaratne			
Mr. Y. Saki	Alternate Director to Mr. T.Nakabe	Colombo Dockyard PLC	05-04-2019
Mr. S. Selvanathan	Non-Executive Director	Lion Brewery (Ceylon) PLC	05-04-2019
Dr. (Mrs). H. M. W. M. Herath	Independent Non-Executive Directors	Lucky Lanka Milk Processing Company PLC	09-04-2019
Ms. H. Kalansuriya			
Dr. R. K. C. Jeewanthi			

*Mr. J. Wijesinghe has relinquished his position as the Managing Director of the Company with effect from 31st March 2019 and remains as a Non-Executive Director.

RESIGNATIONS / ඉල්ලා අස්වීම්/இராஜினாமாக்கள்

NAME OF DIRECTOR අධ්‍යක්ෂකගේ නම இயக்குநர் பெயர்	DESIGNATION තනතුර புதவி	COMPANY සමාගම கம்பனி	EFFECTIVE DATE වලංගු දිනය செல்லுபடியாகும் திகதி
Mr. L.T. Samarawickrama	Executive Director	Hayleys PLC	31-03-2019

CHANGES TO COMPANY REGISTRARS/සමාගම රෙජිස්ට්‍රාර්වරුන්ගේ වෙනස්වීම්/கம்பனி பதிவாளர் மாற்றங்கள்

COMPANY සමාගම கம்பனி	CHANGE OF COMPANY REGISTRARS සමාගමේ රෙජිස්ට්‍රාර්වරුන්ගේ වෙනස්වීම් கம்பனி பதிவாளர்களின் மாற்றங்கள்	EFFECTIVE DATE නියෝජ්‍ය වීම ආරම්භ වන දිනය நடைமுறைப்படுத்தும் திகதி
Hunas Falls Hotels PLC	SSP Corporate Services (Pvt) Ltd	15-04-2019

CHANGES TO COMPANY SECRETARIES /සමාගම ලේකම්වරුන් වෙනස්වීම්/கம்பனி செயலாளர் மாற்றங்கள்

COMPANY සමාගම கம்பனி	CHANGE OF COMPANY SECRETARIES සමාගමේ රෙජිස්ට්‍රාර්වරුන්ගේ වෙනස්වීම් கம்பனி செயலாளர் மாற்றங்கள்	EFFECTIVE DATE නියෝජ්‍ය වීම ආරම්භ වන දිනය நடைமுறைப்படுத்தும் திகதி
Hunas Falls Hotels PLC	SSP Corporate Services (Pvt) Ltd	15-04-2019

Price changes during the week 08-04-2019 to 12-04-2019

සතිය තුළ මිල වෙනස්වීම්

වාර්ෂිකවලට වටිනාකමක් ඇති සමාජිකයන්ගේ

Company Name	Prv. Week's Close Price (Rs.)	Cur. Week's Close Price (Rs.)	Highest Price (Rs.)	Lowest Price (Rs.)	Change in Price During the week(Rs.)	Trade Volume (No.)	Share Volume (No.)	Turnover (Rs.)	52 Week Highest Price(Rs.)	52 Week Lowest Price(Rs.)
සමාජිකයාගේ නම	පෙර සතියේ සමාජික මිල	මේ සතියේ සමාජික මිල	ඉහළම මිල	පහළම මිල	සතිය තුළදී මිල වෙනස් වීම	ගනුදෙනු ප්‍රමාණය	කොටස් ප්‍රමාණය	පිරිවැටුම	සති 52 තුළ ඉහළම මිල	සති 52 තුළ පහළම මිල
කම්පනි பெயர்	முன்னைய வார இறுதி நிறைவு விலை	இவ்வார இறுதி நிறைவு விலை	உயர்ந்த விலை	குறைந்த விலை	வாரத்தின் விலை அசைவு	வியாபார அளவுகள்	பங்குகளின் அளவு	புரள்வு	52வார உயர் விலை	52வார குறைந்த விலை

BANKS FINANCE AND INSURANCE

MAIN BOARD

ALLIANCE	50.70	50.70	54.50	50.00	0.00	36	8,112	417,807.30	72.50	50.00
AMANA BANK	2.80	2.80	2.90	2.80	0.00	19	72,948	205,527.20	3.60	2.80
ASIA ASSET	7.60	7.40	7.90	7.30	(0.20)	73	32,677	245,111.60	9.00	0.80
ASIA ASSET[RIGHTS]	0.10	0.10	0.10	0.10	0.00	3	5,100	510.00	1.00	0.10
CDB	79.60	75.80	79.80	75.50	(3.80)	23	1,717	130,899.20	94.00	75.50
CDB[NON-VOTING]	61.50	61.50	61.50	61.10	0.00	56	162,387	9,986,790.40	82.50	61.00
CENTRAL FINANCE	90.10	92.70	94.00	90.00	2.60	20	8,158	740,487.60	105.00	80.10
CEYLINCO INS.	2,123.60	2,123.60	2,115.00	2,110.00	0.00	3	3	6,335.00	2,125.00	0.00
CEYLINCO INS.[NON-VOTING]	900.40	930.00	950.00	930.00	29.60	17	204	189,800.00	1,078.80	900.00
COMMERCIAL BANK	100.00	97.70	99.90	97.40	(2.30)	305	272,013	26,824,610.80	138.50	97.00
COMMERCIAL BANK[NON-VOTING]	84.90	82.00	87.00	81.00	(2.90)	124	184,090	15,051,851.10	108.90	81.00
DFCC BANK PLC	71.20	70.30	74.00	70.00	(0.90)	122	475,871	33,673,552.10	119.00	69.50
DFCC BANK PLC[RIGHTS]	0.00	0.10	0.30	0.10	0.10	176	8,505,077	854,948.00	0.30	0.10
FIRST CAPITAL	24.20	24.50	24.90	23.20	0.30	68	40,030	962,093.50	33.00	20.40
HDFC	23.80	22.70	24.40	22.70	(1.10)	31	7,596	175,273.90	36.00	22.00
HNB	178.00	177.00	180.00	176.20	(1.00)	52	319,280	56,512,935.90	252.90	173.50
HNB[NON-VOTING]	143.00	148.90	150.00	145.00	5.90	36	1,642	241,686.80	192.00	140.00
HNB ASSURANCE	120.40	119.20	121.30	117.50	(1.20)	41	6,302	751,596.70	143.90	89.50
JANASHAKTHI INS.	26.70	26.20	26.50	25.50	(0.50)	165	287,045	7,434,209.40	31.50	20.00
L O L C HOLDINGS	94.90	90.00	95.00	90.00	(4.90)	86	144,389	12,995,565.70	138.00	82.40
LANKA VENTURES	40.00	40.00	41.00	40.00	0.00	7	4,125	165,188.40	48.10	35.70
LB FINANCE	128.00	127.00	128.50	126.40	(1.00)	80	22,069	2,805,963.40	129.90	110.00
NAT. DEV. BANK	95.50	99.00	103.50	94.80	3.50	180	201,593	19,488,256.60	138.00	92.00
NATION LANKA	0.60	0.50	0.60	0.50	(0.10)	16	58,903	29,852.20	1.00	0.50
NATIONS TRUST	90.50	88.00	90.20	88.00	(2.50)	21	17,121	1,539,919.40	94.80	80.00
PAN ASIA	13.00	13.50	13.70	13.00	0.50	9	4,974	66,665.40	16.50	12.30
PEOPLE'S INS	18.50	18.60	18.70	18.30	0.10	34	35,219	654,259.40	24.00	18.20
PEOPLES LEASING	13.70	13.90	14.00	13.60	0.20	37	33,597	468,859.50	17.30	12.90
S M B LEASING	0.40	0.40	0.50	0.30	0.00	26	432,414	175,464.70	0.70	0.30
S M B LEASING[NON-VOTING]	0.30	0.30	0.30	0.20	0.00	13	161,689	33,000.50	0.30	0.20
SAMPATH	170.00	170.00	172.00	167.00	0.00	360	392,072	66,648,825.30	319.50	165.00
SANASA DEV. BANK	62.00	64.40	67.90	60.60	2.40	45	13,949	873,040.90	109.00	59.00
SEYLAN BANK	64.00	63.90	64.40	61.00	(0.10)	30	5,183	322,658.60	90.00	56.00
SEYLAN BANK[NON-VOTING]	39.80	38.10	40.00	37.00	(1.70)	83	53,231	2,030,375.50	59.00	35.10
SINGER FINANCE	13.50	13.30	13.50	13.00	(0.20)	23	7,223	95,247.80	16.40	12.50
UNION BANK	11.20	11.30	11.50	11.10	0.10	83	704,063	7,921,144.60	15.80	10.70
VALLIBEL FINANCE	67.00	67.10	69.00	66.00	0.10	41	13,415	907,558.10	72.50	60.00

DIRI SAVI BOARD

AMANA LIFE	9.10	9.10	9.10	8.90	0.00	16	374	3,371.20	13.50	1.10
AMANA TAKAFUL	5.50	5.50	6.10	5.70	0.00	9	59	348.50	9.40	0.70
ARPICO INSURANCE	17.70	17.70	17.70	17.20	0.00	3	56	988.70	20.00	16.20
BIMPUTH FINANCE	27.00	26.60	27.70	26.60	(0.40)	14	528	14,077.50	42.00	26.50
COM.CREDIT	27.00	27.00	27.00	26.10	0.00	7	1,496	39,594.60	44.30	0.00
DIALOG FINANCE	38.50	39.00	39.90	38.60	0.50	18	7,359	287,023.10	78.70	29.00
MULTI FINANCE	18.40	19.50	19.90	17.00	1.10	68	61,611	1,145,936.80	21.00	9.20
ORIENT FINANCE	13.00	13.40	13.40	12.90	0.40	64	49,764	652,647.80	19.50	10.50
PRIME FINANCE	18.20	18.90	19.00	17.00	0.70	15	1,957	33,761.10	24.00	14.40
SOFTLOGIC CAP	5.30	5.50	5.70	5.30	0.20	19	26,983	146,504.40	6.50	5.00
SOFTLOGIC FIN	23.00	24.00	24.00	20.20	1.00	14	1,802	40,262.10	37.00	18.00
Softlogic Life	34.10	33.50	34.50	32.40	(0.60)	49	37,571	1,242,733.50	50.40	21.50
UNION ASSURANCE	299.00	305.00	310.00	286.00	6.00	27	988	297,020.90	364.00	160.10

WATCH LIST

ABANS FINANCIAL	16.50	15.30	16.80	15.10	(1.20)	47	11,271	181,544.80	25.50	14.50
-----------------	-------	-------	-------	-------	--------	----	--------	------------	-------	-------

Price changes during the week 08-04-2019 to 12-04-2019

24

සතිය තුළ මිල වෙනස්වීම්

வாரத்துக்கான விலை அசைவுகள்

Company Name	Prv. Week's Close Price (Rs.)	Cur. Week's Close Price (Rs.)	Highest Price (Rs.)	Lowest Price (Rs.)	Change in Price During the week(Rs.)	Trade Volume (No.)	Share Volume (No.)	Turnover (Rs.)	52 Week Highest Price(Rs.)	52 Week Lowest Price(Rs.)
සමාගමේ නම	පෙර සතියේ සමාජන මිල	මේ සතියේ සමාජන මිල	ඉහළම මිල	පහළම මිල	සතිය තුළදී මිල වෙනස් වීම	ගනුදෙනු ප්‍රමාණය	කොටස් ප්‍රමාණය	පිරිවැටුම	සති 52 තුළ ඉහළම මිල	සති 52 තුළ අවම මිල
கம்பனி பெயர்	முன்னைய வார இறுதி நிறைவு விலை	இவ்வார இறுதி நிறைவு விலை	உயர்ந்த விலை	குறைந்த விலை	வாரத்தின் விலை அசைவு	வியாபார அளவுகள்	பங்குகளின் அளவு	புரள்வு	52வார உயர் விலை	52வார குறைந்த விலை

BANKS FINANCE AND INSURANCE

WATCH LIST

ARPICO	160.00	154.40	159.90	154.00	(5.60)	8	207	32,003.40	200.00	142.00
ASIA CAPITAL	6.10	6.10	6.50	5.70	0.00	44	50,962	313,934.90	9.00	5.30
COMM LEASE & FIN	2.50	2.70	2.70	2.40	0.20	23	25,562	63,215.00	3.00	1.90
LOLC DEV FINANCE	39.90	39.90	42.00	36.00	0.00	2	63	2,484.00	84.00	27.00
LOLC FINANCE	3.30	3.60	3.70	3.20	0.30	214	1,271,281	4,364,931.30	4.20	3.00
MERCANTILE INV	2,580.30	2,580.30	2,600.00	2,600.00	0.00	1	10	26,000.00	2,600.00	2,600.00
MERCHANT BANK	9.70	9.70	10.30	9.60	0.00	126	105,859	1,039,256.00	13.70	7.40
PEOPLE'S MERCH	9.40	9.00	9.20	9.00	(0.40)	7	6,550	59,700.00	13.50	8.20
SINHAPUTHRA FIN	9.90	9.30	9.90	9.00	(0.60)	148	129,937	1,192,704.40	12.80	7.50

BEVERAGE FOOD AND TOBACCO

MAIN BOARD

BAIRAHA FARMS	121.70	117.00	120.00	115.00	(4.70)	61	32,216	3,807,848.70	140.00	110.00
CARGILLS	200.00	200.10	205.10	200.00	0.10	26	37,770	7,612,407.40	209.90	190.00
CEYLON TOBACCO	1,310.00	1,305.50	1,360.00	1,300.00	(4.50)	10	201	262,465.00	1,500.00	0.00
COLD STORES	575.00	575.00	599.90	550.00	0.00	23	1,137	653,707.60	1,000.00	515.00
CONVENIENCE FOOD	399.60	399.60	350.30	350.30	0.00	1	1	350.30	570.00	300.00
LION BREWERY	584.40	580.00	585.00	555.00	(4.40)	16	8,251	4,706,391.00	679.00	0.00
LMF	109.50	94.40	115.00	90.00	(15.10)	7	1,223	130,555.00	177.90	90.00
NESTLE	1,629.00	1,629.00	1,650.00	1,620.00	0.00	13	95	154,949.80	1,849.90	0.00
RENUKA AGRI	2.10	2.10	2.20	2.00	0.00	35	64,192	134,648.50	2.50	1.80
RENUKA FOODS	14.80	15.40	15.50	14.00	0.60	30	22,390	339,125.00	17.90	10.50
RENUKA FOODS[NON-VOTING]	11.10	10.10	11.40	10.00	(1.00)	21	7,510	75,909.50	15.80	8.00
TEA SMALLHOLDER	26.00	26.00	26.00	26.00	0.00	1	10	260.00	37.50	18.90
THREE ACRE FARMS	98.20	97.10	99.00	90.00	(1.10)	82	19,459	1,896,338.00	120.00	0.00

DIRI SAVI BOARD

CEYLON BEVERAGE	846.90	849.90	850.00	800.00	3.00	4	576	488,250.00	899.90	600.00
HARISCHANDRA	1,607.00	1,607.00	1,598.00	1,450.10	0.00	5	12	19,010.10	1,749.90	1,057.10
HVA FOODS	2.90	3.80	3.90	2.80	0.90	530	1,839,137	6,347,344.10	6.90	1.80
KEELLS FOOD	124.90	123.50	124.90	123.10	(1.40)	12	817	100,931.70	149.90	121.00
RAIGAM SALTERNS	1.90	2.00	2.00	2.00	0.10	2	1,019	2,038.00	2.50	1.80

WATCH LIST

DISTILLERIES	15.00	15.00	15.00	14.40	0.00	29	292,274	4,238,079.80	23.50	14.30
--------------	-------	-------	-------	-------	------	----	---------	--------------	-------	-------

CONSTRUCTION AND ENGINEERING

MAIN BOARD

ACCESS ENG SL	13.30	13.20	13.40	13.10	(0.10)	251	2,845,102	37,803,884.00	21.00	12.70
DOCKYARD	55.00	53.50	55.00	53.00	(1.50)	31	19,737	1,063,797.00	89.90	50.50
LANKEM DEV.	3.70	3.40	3.70	3.40	(0.30)	104	476,165	1,654,242.40	7.80	3.20

CHEMICALS AND PHARMACEUTICALS

MAIN BOARD

CIC	38.00	38.00	39.40	38.00	0.00	11	2,149	81,861.20	59.90	36.00
CIC[NON-VOTING]	29.00	27.00	27.00	27.00	(2.00)	5	4,080	110,160.00	43.00	25.10
HAYCARB	130.00	130.00	137.50	130.00	0.00	15	1,954	264,301.60	154.90	120.00
MULLERS	0.60	0.60	0.70	0.60	0.00	15	48,894	29,336.90	1.00	0.50

DIRI SAVI BOARD

LANKEM CEYLON	21.50	21.50	21.50	21.50	0.00	2	422	9,073.00	44.90	18.10
---------------	-------	-------	-------	-------	------	---	-----	----------	-------	-------

WATCH LIST

INDUSTRIAL ASPH.	395.00	395.00	388.00	310.20	0.00	3	11	3,490.00	410.00	273.90
MORISONS[NON-VOTING]	500.00	550.10	569.90	470.00	50.10	27	865	438,709.20	664.00	380.00

DIVERSIFIED HOLDINGS

MAIN BOARD

Price changes during the week 08-04-2019 to 12-04-2019

සඟිය තුළ මිල වෙනස්වීම්

වාර්තා කළ හැකි වශයෙන් විකල්ප අයිතමයන්

Company Name	Prv. Week's Close Price (Rs.)	Cur. Week's Close Price (Rs.)	Highest Price (Rs.)	Lowest Price (Rs.)	Change in Price During the week (Rs.)	Trade Volume (No.)	Share Volume (No.)	Turnover (Rs.)	52 Week Highest Price (Rs.)	52 Week Lowest Price (Rs.)
සමාගමේ නම	පෙර සතියේ සමාජන මිල	මේ සතියේ සමාජන මිල	ඉහළම මිල	පහළම මිල	සඟිය තුළදී මිල වෙනස් වීම	ගනුදෙනු ප්‍රමාණය	කොටස් ප්‍රමාණය	පිරිවැටුම	සති 52 තුළ ඉහළම මිල	සති 52 තුළ අවම මිල
කම්පනි பெயர்	முன்னைய வார இறுதி நிறைவு விலை	இவ்வார இறுதி நிறைவு விலை	உயர்ந்த விலை	குறைந்த விலை	வாரத்தின் விலை அசைவு	வியாபார அளவுகள்	பங்குகளின் அளவு	புரள்வு	52வார உயர் விலை	52வார குறைந்த விலை

DIVERSIFIED HOLDINGS

MAIN BOARD

AITKEN SPENCE	45.00	43.00	45.00	42.60	(2.00)	44	34,196	1,507,664.70	56.50	40.00
C T HOLDINGS	165.00	165.00	175.00	160.00	0.00	2	7	1,180.00	189.00	145.00
CARSONS	155.00	165.00	170.00	155.10	10.00	10	2,166	356,341.60	199.00	137.20
DUNAMIS CAPITAL	30.00	30.20	31.60	30.10	0.20	23	1,106	33,948.40	45.00	17.00
EXPOLANKA	4.10	4.20	4.20	4.00	0.10	71	480,322	2,009,317.30	5.10	3.80
FORT LAND	14.20	14.00	14.00	14.00	(0.20)	2	13,000	182,000.00	20.90	12.70
HAYLEYS	169.00	167.90	169.90	165.60	(1.10)	42	2,232	376,961.90	227.00	165.60
HEMAS HOLDINGS	74.70	75.10	78.00	75.00	0.40	34	14,499	1,092,919.30	127.00	73.50
JKH	154.00	153.00	154.00	151.00	(1.00)	128	1,937,502	293,775,039.60	164.80	126.00
MELSTACORP	38.10	37.50	39.40	37.00	(0.60)	23	7,126,695	262,390,608.70	62.90	0.00
RICHARD PIERIS	9.20	9.00	9.50	9.00	(0.20)	60	121,969	1,106,555.00	12.90	9.00
SOFTLOGIC	16.00	15.80	16.50	15.50	(0.20)	83	72,625	1,149,966.10	25.80	15.50
SUNSHINE HOLDING	49.50	44.00	49.90	43.70	(5.50)	20	10,908	490,975.50	60.00	42.00

DIRI SAVI BOARD

BROWNS INVSTMNTS	1.60	1.60	1.70	1.50	0.00	85	715,665	1,080,608.20	3.40	1.50
VALLIBEL ONE	15.00	14.90	15.50	14.70	(0.10)	46	24,387	364,402.00	23.20	13.90

WATCH LIST

AMBEON CAPITAL	4.00	3.80	4.00	3.60	(0.20)	20	5,131	18,927.70	5.80	3.20
----------------	------	------	------	------	--------	----	-------	-----------	------	------

FOOTWEAR AND TEXTILES

MAIN BOARD

HAYLEYS FABRIC	9.00	8.80	9.10	8.80	(0.20)	43	26,410	235,159.70	13.70	8.40
----------------	------	------	------	------	--------	----	--------	------------	-------	------

WATCH LIST

ODEL PLC	26.00	26.00	26.00	24.10	0.00	10	4,224	109,782.40	32.50	22.10
----------	-------	-------	-------	-------	------	----	-------	------------	-------	-------

HOTELS AND TRAVELS

MAIN BOARD

A.SPEN.HOT.HOLD.	25.00	25.10	26.50	24.10	0.10	22	9,606	250,432.00	33.50	21.00
AHOT PROPERTIES	44.90	40.70	43.50	40.70	(4.20)	51	32,883	1,348,340.10	55.00	34.80
AMAYA LEISURE	40.00	39.50	40.00	38.40	(0.50)	11	2,035	81,059.00	60.00	35.00
CITRUS LEISURE	4.30	4.40	4.50	4.00	0.10	23	20,976	88,265.10	8.00	3.80
DOLPHIN HOTELS	25.70	27.50	27.70	27.00	1.80	22	9,761	264,104.00	29.40	23.00
HOTEL SIGIRIYA	58.60	62.00	62.50	57.50	3.40	19	3,087	181,984.40	74.00	45.00
HOTELS CORP.	10.10	10.40	10.50	10.00	0.30	10	7,686	77,726.00	16.50	8.00
HUNAS FALLS	219.80	185.80	210.00	182.00	(34.00)	5	624	115,936.50	225.00	62.00
KANDY HOTELS	4.50	4.50	4.70	4.40	0.00	15	4,087	18,318.90	5.70	4.40
KINGSBURY	13.60	13.50	14.00	13.00	(0.10)	41	21,551	288,968.00	18.90	12.00
RENUKA CITY HOT.	230.60	230.60	230.10	230.00	0.00	2	10	2,300.10	331.70	210.00
SIGIRIYA VILLAGE	46.00	45.00	45.30	45.00	(1.00)	10	5,649	254,272.50	48.50	37.00
TANGERINE	45.00	45.00	45.00	44.00	0.00	7	69	3,102.60	48.50	34.20

DIRI SAVI BOARD

BANSEI RESORTS	6.70	6.00	7.00	5.50	(0.70)	43	12,938	76,423.40	7.30	4.10
BERUWALA RESORTS	0.70	0.60	0.70	0.60	(0.10)	11	33,232	19,962.30	0.90	0.50
CITRUS HIKKADUWA	3.70	3.40	3.80	3.40	(0.30)	14	4,006,330	14,422,658.10	7.90	3.20
CITRUS WASKADUWA	2.10	2.10	2.20	2.00	0.00	42	67,377	136,264.00	3.80	1.80
EDEN HOTEL LANKA	13.20	13.00	13.20	11.00	(0.20)	13	4,742	55,314.70	18.40	10.00
FORTRESS RESORTS	11.30	11.40	11.90	11.00	0.10	68	163,224	1,811,806.50	13.20	8.60
GALADARI	7.00	6.80	7.20	6.70	(0.20)	28	16,102	109,243.70	9.40	6.20
JETWING SYMPHONY	9.70	10.00	10.90	10.00	0.30	16	33,271	332,816.00	15.00	0.00
KEELLS HOTELS	7.50	7.60	7.80	7.40	0.10	14	11,588	86,084.60	10.10	7.20
LIGHTHOUSE HOTEL	25.30	26.70	29.50	26.00	1.40	11	1,352	38,966.90	42.00	25.00
MAHAWELI REACH	13.40	12.90	13.00	12.90	(0.50)	9	1,176	15,227.00	18.40	12.50
MARAWILA RESORTS	1.50	1.50	1.60	1.50	0.00	44	138,612	207,960.00	2.50	1.50
NUWARA ELIYA	1,250.00	1,250.00	1,248.00	1,070.00	0.00	7	53	63,565.00	1,300.00	891.00

සති සමුදාය වෙනස්වීම්

වාර්ෂිකවලට වෙනස්වීම්

Company Name	Prv. Week's Close Price (Rs.)	Cur. Week's Close Price (Rs.)	Highest Price (Rs.)	Lowest Price (Rs.)	Change in Price During the week (Rs.)	Trade Volume (No.)	Share Volume (No.)	Turnover (Rs.)	52 Week Highest Price (Rs.)	52 Week Lowest Price (Rs.)
සමාගමේ නම	පෙර සතියේ සමාජන මිල	මේ සතියේ සමාජන මිල	ඉහළම මිල	පහළම මිල	සති තුළදී මිල වෙනස් වීම	ගනුදෙනු ප්‍රමාණය	කොටස් ප්‍රමාණය	පිරිවැටුම	සති 52 තුළ ඉහළම මිල	සති 52 තුළ පහළම මිල
කම්පනි பெயர்	முன்னைய வார இறுதி நிறைவு விலை	இவ்வார இறுதி நிறைவு விலை	உயர்ந்த விலை	குறைந்த விலை	வாரத்தின் விலை அசைவு	வியாபார அளவுகள்	பங்குகளின் அளவு	புரள்வு	52வார உயர் விலை	52வார குறைந்த விலை

HOTELS AND TRAVELS**DIRI SAVI BOARD**

PALM GARDEN HOTEL	21.50	21.50	22.00	20.00	0.00	3	100	2,002.00	27.80	16.50
PEGASUS HOTELS	25.40	25.40	25.00	24.50	0.00	5	46	1,145.00	33.00	20.00
RENUKA HOTELS	47.00	47.00	48.00	48.00	0.00	1	65	3,120.00	85.00	35.00
ROYAL PALMS	16.00	16.60	16.90	16.00	0.60	16	6,579	106,772.40	19.80	14.00
SERENDIB HOTELS	15.80	15.80	15.10	15.10	0.00	1	5	75.50	20.10	13.50
SERENDIB HOTELS[NON-VOTING]	13.50	11.10	11.20	11.10	(2.40)	12	8,020	89,022.10	18.00	10.00
TAL LANKA	10.00	9.60	10.50	9.50	(0.40)	50	24,624	241,202.90	17.50	9.10
TRANS ASIA	77.00	79.00	79.00	78.80	2.00	4	228	18,008.40	90.00	67.50

WATCH LIST

ANILANA HOTELS	0.90	0.90	1.00	0.90	0.00	37	217,021	195,329.20	1.50	0.70
BROWNS BEACH	11.90	11.90	12.20	11.50	0.00	19	2,499	28,968.60	17.40	11.00

HEALTH CARE**MAIN BOARD**

ASIRI	20.00	20.00	20.50	19.20	0.00	26	241,780	4,835,426.80	27.00	19.20
ASIRI SURG	9.50	9.00	9.50	8.90	(0.50)	55	30,694	281,689.50	10.80	8.90
DURDANS	72.30	75.00	75.00	71.00	2.70	7	785	57,377.50	87.00	68.50
DURDANS[NON-VOTING]	67.60	68.00	71.80	67.60	0.40	17	29,002	1,972,105.20	76.00	54.20
NAWALOKA	4.30	4.20	4.30	4.10	(0.10)	10	6,574	27,565.20	4.80	4.10

DIRI SAVI BOARD

SINGHE HOSPITALS	1.30	1.40	1.60	1.30	0.10	37	13,143	17,330.50	1.80	1.10
------------------	------	------	------	------	------	----	--------	-----------	------	------

WATCH LIST

LANKA HOSPITALS	44.20	46.40	46.50	43.50	2.20	11	1,152	52,814.90	59.90	39.00
-----------------	-------	-------	-------	-------	------	----	-------	-----------	-------	-------

INVESTMENT TRUSTS**MAIN BOARD**

CEYLON GUARDIAN	66.00	66.00	65.00	65.00	0.00	1	1	65.00	99.80	61.00
CEYLON INV.	36.00	35.00	37.50	35.00	(1.00)	9	2,364	83,962.50	47.70	33.00
LANKA REALTY	26.00	24.70	26.00	22.20	(1.30)	46	7,909	187,783.30	39.50	18.00
LEE HEDGES	75.00	70.00	70.10	70.00	(5.00)	6	2,000	140,002.30	88.80	54.30
RENUKA HOLDINGS	15.00	15.10	15.40	14.00	0.10	54	97,738	1,478,964.10	21.50	12.60
RENUKA HOLDINGS[NON-VOTING]	10.20	9.50	10.40	9.50	(0.70)	6	3,203	30,518.50	16.00	8.80

DIRI SAVI BOARD

AMBEON HOLDINGS	9.80	9.50	9.70	9.20	(0.30)	12	15,656	147,925.70	12.00	8.60
CFI	50.20	50.20	50.00	50.00	0.00	4	50	2,500.00	65.60	40.00
GUARDIAN CAPITAL	20.00	20.00	20.90	19.70	0.00	5	42	829.80	30.00	17.50

INFORMATION TECHNOLOGY**DIRI SAVI BOARD**

E - CHANNELLING	4.20	4.00	4.30	3.80	(0.20)	32	14,610	60,812.30	6.10	3.80
-----------------	------	------	------	------	--------	----	--------	-----------	------	------

LAND AND PROPERTY**MAIN BOARD**

COLOMBO LAND	12.40	12.40	12.40	11.70	0.00	6	8,495	100,961.00	20.50	11.10
KELSEY	26.70	26.70	26.00	26.00	0.00	1	9	234.00	43.00	20.00
OVERSEAS REALTY	15.40	15.80	16.10	15.20	0.40	49	74,424	1,154,076.80	18.00	14.60
R I L PROPERTY	6.10	6.20	6.30	6.00	0.10	47	33,000	200,929.70	7.70	6.00
SEYLAN DEVTS	10.10	10.00	10.40	10.00	(0.10)	63	49,360	496,308.40	13.80	9.80
YORK ARCADE	70.10	70.10	80.00	72.00	0.00	3	70	5,361.50	111.00	70.10

DIRI SAVI BOARD

C T LAND	29.90	30.10	30.80	29.80	0.20	12	3,608	108,385.70	33.90	26.10
EQUITY TWO PLC	53.00	53.00	58.70	43.40	0.00	2	2	102.10	74.80	42.00
MILLENNIUM HOUSE	7.70	7.70	7.70	7.00	0.00	23	115	868.80	11.60	6.00
SERENDIB ENG.GRP	7.00	7.00	7.60	6.60	0.00	66	44,821	326,413.20	10.10	6.00

Price changes during the week 08-04-2019 to 12-04-2019

සඟිය තුළ මිල වෙනස්වීම්

වාර්ෂිකවලට වටිනාකමක් ඇති සමාජයන්

Company Name	Prv. Week's Close Price (Rs.)	Cur. Week's Close Price (Rs.)	Highest Price (Rs.)	Lowest Price (Rs.)	Change in Price During the week(Rs.)	Trade Volume (No.)	Share Volume (No.)	Turnover (Rs.)	52 Week Highest Price(Rs.)	52 Week Lowest Price(Rs.)
සමාජයේ නම	පෙර සතියේ සමාජය මිල	මේ සතියේ සමාජය මිල	ඉහළම මිල	පහළම මිල	සඟිය තුළදී මිල වෙනස් වීම	ගනුදෙනු ප්‍රමාණය	කොටස් ප්‍රමාණය	පිරිවැටුම	සති 52 තුළ ඉහළම මිල	සති 52 තුළ අවම මිල
කම්පනි பெயர்	முன்னைய வார இறுதி நிறைவு விலை	இவ்வார இறுதி நிறைவு விலை	உயர்ந்த விலை	குறைந்த விலை	வாரத்தின் விலை அசைவு	வியாபார அளவுகள்	பங்குகளின் அளவு	புரள்வு	52வார உயர் விலை	52வார குறைந்த விலை

LAND AND PROPERTY

WATCH LIST

COMMERCIAL DEV.	71.50	71.50	72.00	72.00	0.00	1	85	6,120.00	80.00	66.20
EAST WEST	17.40	17.90	20.00	16.90	0.50	1,942	4,295,813	79,883,371.10	20.50	11.90
PDL	116.00	117.00	117.00	117.00	1.00	3	572	66,924.00	133.00	100.10
SERENDIB LAND	1,300.00	1,300.00	1,300.00	1,300.00	0.00	1	4	5,200.00	1,852.10	1,120.00

MANUFACTURING

MAIN BOARD

ABANS	54.60	53.40	65.00	52.00	(1.20)	51	3,971	213,541.40	95.00	51.00
ACL	32.70	33.20	33.50	32.00	0.50	52	19,677	641,175.00	43.90	32.00
ACL PLASTICS	81.00	81.00	81.00	76.00	0.00	6	109	8,824.00	128.90	67.00
ACME	3.50	3.80	4.20	3.40	0.30	73	175,487	677,103.00	7.10	3.10
BLUE DIAMONDS	0.40	0.50	0.50	0.40	0.10	14	39,574	18,644.70	1.00	0.40
BLUE DIAMONDS[NON-VOTING]	0.20	0.30	0.30	0.20	0.10	6	103,206	30,961.30	0.40	0.20
CENTRAL IND.	29.70	29.00	30.00	28.10	(0.70)	42	17,475	502,494.30	40.00	26.00
CHEVRON	63.70	59.60	63.50	50.00	(4.10)	356	5,290,068	266,320,977.50	105.50	50.00
DANKOTUWA PORCEL	6.00	5.60	6.00	5.50	(0.40)	150	639,762	3,591,381.90	7.70	5.20
DIPPED PRODUCTS	82.00	82.80	85.00	82.50	0.80	4	113	9,358.00	99.10	66.20
GRAIN ELEVATORS	54.10	52.70	56.50	52.50	(1.40)	165	130,116	7,038,608.50	73.20	50.20
HAYLEYS FIBRE	92.90	89.90	92.90	85.00	(3.00)	77	27,320	2,454,920.90	110.00	60.00
KELANI CABLES	68.10	72.90	73.40	72.90	4.80	7	208	15,171.30	100.00	67.10
KELANI TYRES	33.00	32.10	33.80	32.10	(0.90)	37	45,325	1,488,562.30	48.00	30.00
LANKA ALUMINIUM	58.90	58.90	60.90	55.30	0.00	19	167	9,378.50	70.00	44.30
LANKA TILES	70.00	70.00	68.00	65.00	0.00	8	113	7,413.60	106.50	63.00
LANKA WALLTILE	60.00	57.30	62.00	57.00	(2.70)	14	1,610	92,307.80	100.00	55.00
LAXAPANA	10.50	10.30	10.60	10.00	(0.20)	27	28,813	290,805.50	13.00	9.40
PIRAMAL GLASS	3.40	3.50	3.50	3.30	0.10	65	221,913	755,711.00	6.00	3.30
PRINTCARE PLC	33.00	30.10	32.00	30.00	(2.90)	4	1,841	55,332.00	37.90	23.50
REGNIS	65.00	66.60	66.70	60.50	1.60	30	1,467	96,714.80	104.00	60.00
ROYAL CERAMIC	62.00	61.50	62.00	60.10	(0.50)	66	36,246	2,215,460.60	109.50	58.00
SWISSTEK	35.60	34.70	36.00	32.50	(0.90)	24	1,452	48,874.00	61.90	31.80
TEEJAY LANKA	31.50	30.20	30.60	30.00	(1.30)	35	11,791	354,966.10	35.20	27.60
TOKYO CEMENT	22.00	20.60	22.40	20.50	(1.40)	103	65,915	1,394,086.50	58.90	20.00
TOKYO CEMENT[NON-VOTING]	19.10	18.00	19.00	18.00	(1.10)	78	1,161,171	20,913,637.10	48.70	17.50
UNISYST	14.30	13.50	14.00	13.20	(0.80)	44	10,467	141,883.00	23.20	12.50

DIRI SAVI BOARD

AGSTAR PLC	4.30	4.50	4.60	4.00	0.20	6	119	532.70	5.10	3.20
ALUMEX PLC	9.80	10.00	10.00	9.70	0.20	33	49,600	494,884.70	18.00	9.00
BOGALA GRAPHITE	12.30	12.70	12.70	12.40	0.40	7	464	5,831.50	15.70	12.00
BPPL HOLDINGS	10.20	10.20	10.50	10.10	0.00	3	4,110	41,954.60	13.50	9.80
LANKA CERAMIC	139.90	130.00	134.90	121.00	(9.90)	20	606	74,319.30	178.00	121.00
RICH PIERIS EXP	211.50	210.90	215.00	208.00	(0.60)	28	1,406	297,711.10	248.00	160.00
SINGER IND.	62.00	63.80	64.90	60.00	1.80	9	569	35,040.10	175.00	47.20

WATCH LIST

SIERRA CABL	1.70	1.60	1.70	1.60	(0.10)	35	114,677	185,530.60	2.40	1.50
-------------	------	------	------	------	--------	----	---------	------------	------	------

MOTORS

MAIN BOARD

C M HOLDINGS	38.00	37.80	38.00	35.60	(0.20)	26	13,321	504,940.20	72.50	35.20
DIMO	300.00	296.10	300.00	296.00	(3.90)	15	364	108,014.50	475.00	290.00
LANKA ASHOK	628.00	622.20	630.00	600.00	(5.80)	14	131	81,359.50	1,000.00	600.00
UNITED MOTORS	68.00	68.00	68.50	68.00	0.00	22	10,647	724,051.10	87.40	66.00

DIRI SAVI BOARD

SATHOSA MOTORS	366.20	356.20	394.00	355.00	(10.00)	33	927	336,929.90	550.00	300.00
----------------	--------	--------	--------	--------	---------	----	-----	------------	--------	--------

Price changes during the week 08-04-2019 to 12-04-2019

සති සමුදාය වෙනස්වීම්

වාර්ෂිකව පවතින වிலාසන අවස්ථා

Company Name	Prv. Week's Close Price (Rs.)	Cur. Week's Close Price (Rs.)	Highest Price (Rs.)	Lowest Price (Rs.)	Change in Price During the week (Rs.)	Trade Volume (No.)	Share Volume (No.)	Turnover (Rs.)	52 Week Highest Price (Rs.)	52 Week Lowest Price (Rs.)
සමාගමේ නම	පෙර සතියේ සමාජන මිල	මේ සතියේ සමාජන මිල	ඉහළම මිල	පහළම මිල	සති සමුදාය වෙනස් වීම	ගනුදෙනු ප්‍රමාණය	කොටස් ප්‍රමාණය	පිරිවැටුම	සති 52 තුළ ඉහළම මිල	සති 52 තුළ අවම මිල
කම්පනි பெயர்	முன்னைய வார இறுதி நிறைவு விலை	இவ்வார இறுதி நிறைவு விலை	உயர்ந்த விலை	குறைந்த விலை	வாரத்தின் விலை அசைவு	வியாபார அளவுகள்	பங்குகளின் அளவு	புரள்வு	52வார உயர் விலை	52வார குறைந்த விலை

OIL PALMS

MAIN BOARD

BUKIT DARAH	200.00	200.00	205.90	204.00	0.00	4	15	3,075.80	238.00	190.00
-------------	--------	--------	--------	--------	------	---	----	----------	--------	--------

WATCH LIST

GOOD HOPE	902.60	902.60	820.10	816.00	0.00	14	78	63,724.30	1,346.00	700.00
INDO MALAY	1,300.00	1,300.00	1,240.00	1,240.00	0.00	1	1	1,240.00	1,620.00	977.10
SELINSING	711.40	711.40	660.00	660.00	0.00	4	5	3,300.00	835.00	537.30
SHALIMAR	1,497.60	1,497.60	1,475.00	1,475.00	0.00	1	10	14,750.00	1,870.00	1,125.00

POWER AND ENERGY

MAIN BOARD

LANKA IOC	17.60	17.40	17.60	17.30	(0.20)	94	398,043	6,956,694.10	37.00	17.10
LAUGFS GAS	17.80	16.50	18.00	16.50	(1.30)	49	19,565	338,815.80	29.20	14.60
LAUGFS GAS[NON-VOTING]	14.00	13.80	14.20	13.50	(0.20)	29	6,516	89,156.60	23.30	11.50
LVL ENERGY	8.00	8.00	9.00	7.80	0.00	17	45,472	363,177.00	9.80	7.30
PANASIAN POWER	3.00	2.90	3.00	2.90	(0.10)	30	134,272	389,394.30	3.50	2.80
RESUS ENERGY	18.40	18.30	19.50	18.30	(0.10)	57	62,604	1,148,330.50	33.00	18.10
VALLIBEL	6.10	5.90	6.20	5.90	(0.20)	17	17,096	102,487.90	7.50	5.90
VIDULLANKA	4.40	4.40	4.40	4.20	0.00	22	5,002,412	21,014,528.60	5.00	4.10

WATCH LIST

LOTUS HYDRO	5.60	5.60	5.60	5.60	0.00	2	100	560.00	6.10	4.20
-------------	------	------	------	------	------	---	-----	--------	------	------

PLANTATIONS

MAIN BOARD

AGALAWATTE	13.20	13.50	13.50	13.50	0.30	3	188	2,538.00	20.80	12.50
BALANGODA	13.00	12.30	13.00	11.90	(0.70)	56	15,666	189,083.10	28.00	10.90
HORANA	17.00	17.90	17.90	15.50	0.90	10	1,501	26,085.00	26.80	13.60
KAHAWATTE	39.90	33.80	33.90	32.00	(6.10)	5	169	5,699.50	44.00	30.00
KEGALLE	62.30	60.00	60.00	57.60	(2.30)	8	703	42,138.20	70.00	50.00
KOTAGALA	6.80	6.70	7.00	6.30	(0.10)	39	30,318	197,433.70	11.40	5.90
MALWATTE	7.80	8.20	8.20	8.10	0.40	3	111	909.20	10.20	5.40
MALWATTE[NON-VOTING]	4.40	4.20	4.40	4.10	(0.20)	17	9,121	39,163.80	9.40	3.90
NAMUNUKULA	63.00	63.30	67.00	61.70	0.30	15	1,330	84,198.60	95.00	55.50
TALAWAKELLE	53.00	47.00	53.50	45.20	(6.00)	165	74,197	3,829,910.00	59.90	42.50
WATAWALA	18.70	18.50	18.90	18.00	(0.20)	22	2,368	43,495.10	30.60	18.00

DIRI SAVI BOARD

BOGAWANTALAWA	11.60	10.60	11.70	10.40	(1.00)	18	1,891	20,203.50	17.30	8.50
ELPITIYA	18.20	18.00	18.90	17.60	(0.20)	25	17,721	316,120.80	29.70	17.30
HAPUGASTENNE	17.90	18.40	18.40	16.40	0.50	6	207	3,804.00	28.00	13.50
HATTON	6.80	6.50	6.90	6.40	(0.30)	14	6,652	45,153.60	8.70	6.20
MASKELIYA	10.60	10.20	10.70	9.80	(0.40)	43	9,415	94,432.60	22.00	8.30
UDAPUSSELLAWA	29.90	29.00	29.00	25.50	(0.90)	10	751	21,125.50	44.50	23.40

WATCH LIST

MADULSIMA	6.10	6.00	6.20	5.90	(0.10)	40	14,735	88,245.10	11.80	5.60
-----------	------	------	------	------	--------	----	--------	-----------	-------	------

STORES AND SUPPLIES

MAIN BOARD

COLOMBO CITY	744.00	744.00	749.90	676.00	0.00	12	87	63,694.20	900.00	582.00
E B CREASY	1,490.00	1,126.90	1,200.00	1,120.00	(363.10)	38	616	695,622.50	1,740.00	1,010.10

SERVICES

DIRI SAVI BOARD

ASIA SIYAKA	1.90	1.90	2.00	1.90	0.00	18	20,655	39,315.00	2.40	1.70
CEYLON TEA BRKRS	2.80	2.80	2.90	2.80	0.00	15	25,228	70,792.20	3.90	2.50
JOHN KEELLS	51.00	51.00	55.00	52.70	0.00	5	20	1,061.50	65.90	46.00
RENUKA CAPITAL	3.40	3.50	3.60	3.30	0.10	39	23,614	80,233.50	4.80	3.20

WATCH LIST

Price changes during the week 08-04-2019 to 12-04-2019

29

සතිය තුළ මිල වෙනස්වීම්

வாரத்துக்கான விலை அசைவுகள்

Company Name	Prv. Week's Close Price (Rs.)	Cur. Week's Close Price (Rs.)	Highest Price (Rs.)	Lowest Price (Rs.)	Change in Price During the week(Rs.)	Trade Volume (No.)	Share Volume (No.)	Turnover (Rs.)	52 Week Highest Price(Rs.)	52 Week Lowest Price(Rs.)
සමාගමේ නම	පෙර සතියේ සමාජන මිල	මේ සතියේ සමාජන මිල	ඉහළම මිල	පහළම මිල	සතිය තුළදී මිල වෙනස් වීම	ගනුදෙනු ප්‍රමාණය	කොටස් ප්‍රමාණය	පිරිවැටුම	සති 52 තුළ ඉහළම මිල	සති 52 තුළ අවම මිල
கம்பனி பெயர்	முன்னைய வார இறுதி நிறைவு விலை	இவ்வார இறுதி நிறைவு விலை	உயர்ந்த விலை	குறைந்த விலை	வாரத்தின் விலை அசைவு	வியாபார அளவுகள்	பங்குகளின் அளவு	புரள்வு	52வார உயர் விலை	52வார குறைந்த விலை

SERVICES

WATCH LIST

MERC. SHIPPING	69.70	45.10	66.40	45.00	(24.60)	7	311	17,171.40	90.00	45.00
PARAGON	50.00	49.00	49.60	49.00	(1.00)	5	218	10,684.40	69.00	38.10

TELECOMMUNICATIONS

MAIN BOARD

DIALOG	9.50	9.10	9.50	9.00	(0.40)	586	39,207,494	356,800,183.60	14.80	9.00
SLT	23.10	23.00	23.30	22.20	(0.10)	17	1,277	29,333.00	30.00	18.90

TRADING

MAIN BOARD

EASTERN MERCHANT	4.00	3.90	4.00	3.90	(0.10)	27	33,391	130,243.80	5.90	3.70
RADIANT GEMS	16.10	17.60	17.70	17.50	1.50	2	300	5,270.00	33.00	15.60
SINGER SRI LANKA	27.40	26.50	27.10	25.00	(0.90)	22	8,782	228,960.40	41.00	24.50

DIRI SAVI BOARD

BROWNS	50.00	46.60	49.50	46.50	(3.40)	7	2,107	101,005.20	74.00	46.00
C.W.MACKIE	38.10	38.40	38.50	38.40	0.30	2	1,050	40,325.00	52.40	37.00
TESS AGRO	0.40	0.40	0.50	0.40	0.00	25	81,610	33,015.10	1.00	0.30
TESS AGRO[NON-VOTING]	0.40	0.50	0.50	0.40	0.10	10	39,375	15,761.20	1.20	0.30

WATCH LIST

OFFICE EQUIPMENT	61.70	61.70	63.60	60.00	0.00	2	90	5,652.00	91.90	55.20
------------------	-------	-------	-------	-------	------	---	----	----------	-------	-------

Price Index by Sector - Closing Index for the week /

வீகேஜ் இலகெய் ௫௫ டுஃகெய் / துறையீதியான விலை சுட்டி - வார நிறைவில் சுட்டிகள்

	08-04-2019	09-04-2019	10-04-2019	11-04-2019	12-04-2019	52 Week High	52 Week Low
All Share Index	5,595.46	5,583.66	5,583.58	5,576.11	5,585.30	6,551.83	5,511.77
S&P SL 20	2,721.08	2,720.41	2,721.05	2,717.09	2,713.31	3,690.79	2,701.87
BANKS FINANCE AND INSURANCE	14,878.27	14,854.33	14,891.39	14,930.49	14,922.04	17,479.16	14,456.78
BEVERAGE FOOD AND TOBACCO	22,804.48	22,753.47	22,699.88	22,665.12	22,748.67	25,560.45	22,665.12
CHEMICALS AND PHARMACEUTICALS	5,043.00	5,049.97	5,096.53	5,012.42	5,012.42	5,795.73	4,747.83
CONSTRUCTION AND ENGINEERING	1,358.48	1,344.03	1,339.83	1,348.80	1,343.67	2,097.40	1,287.50
DIVERSIFIED HOLDINGS	1,429.47	1,437.26	1,436.34	1,428.32	1,435.65	1,784.30	1,416.72
FOOTWEAR AND TEXTILES	869.55	867.53	871.57	867.53	865.51	985.46	777.10
HEALTH CARE	763.40	769.31	772.64	774.96	773.54	935.86	759.14
HOTELS AND TRAVELS	2,629.27	2,617.50	2,614.63	2,613.55	2,611.94	2,862.77	2,575.40
INFORMATION TECHNOLOGY	24.96	24.96	24.96	24.96	23.85	34.99	22.74
INVESTMENT TRUSTS	9,121.29	9,042.34	9,093.23	8,999.75	8,993.95	11,310.62	8,536.53
LAND AND PROPERTY	523.99	524.38	525.68	526.98	533.48	596.02	521.78
MANUFACTURING	2,531.82	2,513.89	2,521.88	2,524.01	2,516.83	3,628.33	2,498.46
MOTORS	10,913.48	10,897.91	10,871.51	10,855.44	10,855.44	14,542.68	10,855.44
OIL PALMS	49,335.27	49,335.27	49,335.27	49,335.27	49,335.27	52,882.05	48,697.90
PLANTATIONS	735.03	726.65	723.79	707.70	710.15	971.45	694.99
POWER AND ENERGY	93.12	93.17	93.13	92.60	92.37	138.37	90.98
SERVICES	15,772.57	15,745.33	15,669.63	15,596.82	15,540.80	19,680.17	14,685.51
STORES AND SUPPLIES	28,351.42	28,351.42	28,351.42	24,631.59	24,631.59	29,847.21	24,631.59
TELECOMMUNICATIONS	132.23	129.29	129.29	129.29	129.29	188.56	126.07
TRADING	10,606.53	10,319.09	10,110.01	10,119.27	10,200.72	14,682.22	10,003.63

Trading figures for the last four weeks and previous 2 years

பஃதிரை ஃதி 4 னா பஃதிரை லஃர் 2 ஃதஃனா தஃதஃதஃ ஃஃஃதஃ

கடந்த நான்கு வாரங்கள் மற்றும் கடந்த 2 வருடங்களுக்கான வியாபாரப் புள்ளிவிபரங்கள்

Previous Years

பூர்வ லஃர்
கடந்த வருடங்கள்

	12-04-2019	05-04-2019	29-03-2019	22-03-2019	12-04-2018	12-04-2017
Trading Volumes						
தஃதஃதஃ பூஃஃ						
வியாபார அளவுகள்						
Total Turnover (Rs.)	1,740,543,665.90	2,081,114,650.80	1,529,300,370.70	1,909,632,384.20	2,088,798,084.30	2,655,939,737.30
ஃஃஃஃ ஃஃஃஃஃஃ						
ஃஃஃஃஃஃ ஃஃஃஃஃஃ						
Share Volume (No.)	94,214,708	41,708,098	48,628,605	59,076,149	78,572,715	422,024,393
ஃஃஃஃஃஃ ஃஃஃஃஃஃ						
ஃஃஃஃஃஃ ஃஃஃஃஃஃ						
Trades (No.)	12,374	14,265	14,830	10,356	12,180	9,838
தஃதஃதஃ ஃஃஃஃஃஃ						
வியாபாரங்கள்						
Market Days	5	5	5	4	4	2
ஃஃஃஃஃஃஃஃ ஃஃஃ						
ஃஃஃஃஃஃஃஃ ஃஃஃஃஃஃ						
Averages						
ஃஃஃஃஃஃஃஃ						
ஃஃஃஃஃஃஃஃ						
Total Turnover (Rs.)	348,108,733.18	416,222,930.16	305,860,074.14	477,408,096.05	522,199,521.08	1,327,969,868.65
ஃஃஃஃஃஃஃஃ						
ஃஃஃஃஃஃஃஃ						
Share Volume (No.)	18,842,942	8,341,620	9,725,721	14,769,037	19,643,179	211,012,197
ஃஃஃஃஃஃஃஃ						
ஃஃஃஃஃஃஃஃ						
Trades (No.)	2,475	2,853	2,966	2,589	3,045	4,919
தஃதஃதஃ ஃஃஃஃஃஃ						
வியாபாரங்கள்						

Contribution of top 10 securities to the change of ASPI for the week / සියලු 31 කාටස් මිල දර්ශකයේ වෙනස් වීම සඳහා ඉහළම දායකත්වය දැක්වූ සුරැකුම්පත් 10 / අපවිසු
 இன் வாரத்துக்கான அசைவிற்கு பங்களிப்பு வழங்கிய முதல் 10 சிறந்த பிணையங்கள்

Company ID	Company Name	Points
සමාගමේ සංකේතය கம்பனி குறியீடு	සමාගමේ නම கம்பனி பெயர்	ලකුණු புள்ளிகள்
CARS	CARSONS	4.18
CLC	COMM LEASE & FIN	2.72
LOFC	LOLC FINANCE	2.69
NDB	NAT. DEV. BANK	1.66
HNB	HNB	1.26
CFIN	CENTRAL FINANCE	1.21
OSEA	OVERSEAS REALTY	1.06
LHCL	LANKA HOSPITALS	1.04
TRAN	TRANS ASIA	.85
UAL	UNION ASSURANCE	.75

Trading Statistics on a Daily Basis / දෛනික පදනම මත ගනුදෙනු සංඛ්‍යා දත්ත / தினசரி அடிப்படையில் வியாபார புள்ளி விபரங்கள்

Current Week / මෙම සතිය තුළ / இவ்வாரம்				Current Week (Previous Year) / මෙම සතිය (පසුගිය වසරේ) / இவ்வாரம் (கடந்த வருடம்)			
Date	Turnover(Rs.)	Shares(No.)	Trades(No.)	Date	Turnover(Rs.)	Shares(No.)	Trades(No.)
දිනය	පිරිවැටුම	කොටස් සංඛ්‍යාව	ගනුදෙනු සංඛ්‍යාව	දිනය	පිරිවැටුම	කොටස් සංඛ්‍යාව	ගනුදෙනු සංඛ්‍යාව
திகதி	புரள்வு	பங்குகள்	வியாபாரம்	திகதி	புரள்வு	பங்குகள்	வியாபாரம்
08-04-2019	690,425,293.10	23,572,910	2,112	09-04-2018	679,686,397.20	7,833,748	2,739
09-04-2019	187,610,487.40	14,608,822	2,909	10-04-2018	499,137,562.20	16,024,993	3,481
10-04-2019	218,585,651.60	11,769,973	2,697	11-04-2018	553,038,442.40	16,345,950	2,891
11-04-2019	459,733,700.80	26,159,475	2,507	12-04-2018	356,935,682.50	38,368,024	3,069
12-04-2019	184,188,533.00	18,103,528	2,149				

Crossings for the week / සතිය තුළ සාකච්ඡා කළ ගනුදෙනු / வாரத்தில் சந்திப்பு பலகையில் பரிமாற்றப்பட்டவை

Trade Date	Company Name	Price (Rs.)	Quantity	Turnover (Rs.)
ගනුදෙනු දිනය	සමාගමේ නම	මිල	ප්‍රමාණය	පිරිවැටුම
வியாபாரத் திகதி	கம்பனி பெயர்	விலை	அளவு	புரள்வு
08-APR-19	MELSTACORP	36.80	1,097,592	40,391,385.60
08-APR-19	MELSTACORP	36.80	2,399,945	88,317,976.00
08-APR-19	MELSTACORP	36.80	3,000,000	110,400,000.00
11-APR-19	DIALOG	9.10	10,994,666	100,051,460.60
11-APR-19	JKH	151.50	189,808	28,755,912.00
12-APR-19	DFCC BANK PLC	70.80	397,500	28,143,000.00

Sector Wise Top 5 Gainers for the week / සතිය තුළ ඉහළ මිල ගණන් වාර්තා කළ සමාගම් අතර ප්‍රමුඛතම සමාගම් 05 (ක්ෂේත්‍ර වශයෙන්) / வாரத்தில் துறையடிப்படையில் முதல் 5 சிறந்த ஆதாயமிட்டிய பிணையங்கள்

BANKS FINANCE AND INSURANCE			
Company Name	Current Close Price (Rs.)	Previous Close Price (Rs.)	Change (%)
සමාගමේ නම	වත්මන් සමාජීන මිල	පෙර සමාජීන මිල	වෙනස %
கம்பனி பெயர்	தற்போதைய நிறைவு விலை	முன்னைய நிறைவு விலை	அசைவு %
LOLC FINANCE	3.60	3.30	9.09
COMM LEASE & FIN	2.70	2.50	8.00
MULTI FINANCE	19.50	18.40	5.98
SOFTLOGIC FIN	24.00	23.00	4.35
HNB[HNB.X0000] (+)	148.90	143.00	4.13

BEVERAGE FOOD AND TOBACCO			
Company Name	Current Close Price (Rs.)	Previous Close Price (Rs.)	Change (%)
සමාගමේ නම	වත්මන් සමාජීන මිල	පෙර සමාජීන මිල	වෙනස %
கம்பனி பெயர்	தற்போதைய நிறைவு விலை	முன்னைய நிறைவு விலை	அசைவு %
HVA FOODS	3.80	2.90	31.03
RAIGAM SALTERNS	2.00	1.90	5.26
RENUKA FOODS	15.40	14.80	4.05
CEYLON BEVERAGE	849.90	846.90	0.35
CARGILLS	200.10	200.00	0.05

CHEMICALS AND PHARMACEUTICALS			
Company Name	Current Close Price (Rs.)	Previous Close Price (Rs.)	Change (%)
සමාගමේ නම	වත්මන් සමාජීන මිල	පෙර සමාජීන මිල	වෙනස %
கம்பனி பெயர்	தற்போதைய நிறைவு விலை	முன்னைய நிறைவு விலை	அசைவு %
MORISONS[MORI.X0000]	550.10	500.00	10.02

DIVERSIFIED HOLDINGS			
Company Name	Current Close Price (Rs.)	Previous Close Price (Rs.)	Change (%)
සමාගමේ නම	වත්මන් සමාජීන මිල	පෙර සමාජීන මිල	වෙනස %
கம்பனி பெயர்	தற்போதைய நிறைவு விலை	முன்னைய நிறைவு விலை	அசைவு %
CARSONS	165.00	155.00	6.45
EXPOLANKA	4.20	4.10	2.44
DUNAMIS CAPITAL	30.20	30.00	0.67
HEMAS HOLDINGS	75.10	74.70	0.54

HOTELS AND TRAVELS			
Company Name	Current Close Price (Rs.)	Previous Close Price (Rs.)	Change (%)
සමාගමේ නම	වත්මන් සමාජීන මිල	පෙර සමාජීන මිල	වෙනස %
கம்பனி பெயர்	தற்போதைய நிறைவு விலை	முன்னைய நிறைவு விலை	அசைவு %
DOLPHIN HOTELS	27.50	25.70	7.00
HOTEL SIGIRIYA	62.00	58.60	5.80
LIGHTHOUSE HOTEL	26.70	25.30	5.53
ROYAL PALMS	16.60	16.00	3.75
JETWING SYMPHONY	10.00	9.70	3.09

HEALTH CARE			
Company Name	Current Close Price (Rs.)	Previous Close Price (Rs.)	Change (%)
සමාගමේ නම	වත්මන් සමාජීන මිල	පෙර සමාජීන මිල	වෙනස %
கம்பனி பெயர்	தற்போதைய நிறைவு விலை	முன்னைய நிறைவு விலை	அசைவு %
SINGHE HOSPITALS	1.40	1.30	7.69
LANKA HOSPITALS (+)	46.40	44.20	4.98
DURDANS	75.00	72.30	3.73
DURDANS[CHL.X0000]	68.00	67.60	0.59

INVESTMENT TRUSTS			
Company Name	Current Close Price (Rs.)	Previous Close Price (Rs.)	Change (%)
සමාගමේ නම	වත්මන් සමාජීන මිල	පෙර සමාජීන මිල	වෙනස %
கம்பனி பெயர்	தற்போதைய நிறைவு விலை	முன்னைய நிறைவு விலை	அசைவு %
RENUKA HOLDINGS	15.10	15.00	0.67

LAND AND PROPERTY			
Company Name	Current Close Price (Rs.)	Previous Close Price (Rs.)	Change (%)
සමාගමේ නම	වත්මන් සමාජීන මිල	පෙර සමාජීන මිල	වෙනස %
கம்பனி பெயர்	தற்போதைய நிறைவு விலை	முன்னைய நிறைவு விலை	அசைவு %
EAST WEST	17.90	17.40	2.87
OVERSEAS REALTY (+)	15.80	15.40	2.60
R I L PROPERTY	6.20	6.10	1.64
PDL (+)	117.00	116.00	0.86
C T LAND	30.10	29.90	0.67

MANUFACTURING			
Company Name	Current Close Price (Rs.)	Previous Close Price (Rs.)	Change (%)
සමාගමේ නම	වත්මන් සමාජීන මිල	පෙර සමාජීන මිල	වෙනස %
கம்பனி பெயர்	தற்போதைய நிறைவு விலை	முன்னைய நிறைவு விலை	அசைவு %
BLUE DIAMONDS[BLUE.X0000]	0.30	0.20	50.00
BLUE DIAMONDS	0.50	0.40	25.00
ACME	3.80	3.50	8.57
KELANI CABLES	72.90	68.10	7.05
AGSTAR PLC	4.50	4.30	4.65

PLANTATIONS			
Company Name	Current Close Price (Rs.)	Previous Close Price (Rs.)	Change (%)
සමාගමේ නම	වත්මන් සමාජීන මිල	පෙර සමාජීන මිල	වෙනස %
கம்பனி பெயர்	தற்போதைய நிறைவு விலை	முன்னைய நிறைவு விலை	அசைவு %
HORANA	17.90	17.00	5.29
MALWATTE (+)	8.20	7.80	5.13
HAPUGASTENNE (+)	18.40	17.90	2.79
AGALAWATTE (+)	13.50	13.20	2.27
NAMUNUKULA	63.30	63.00	0.48

SERVICES			
Company Name	Current Close Price (Rs.)	Previous Close Price (Rs.)	Change (%)
සමාගමේ නම	වත්මන් සමාජීන මිල	පෙර සමාජීන මිල	වෙනස %
கம்பனி பெயர்	தற்போதைய நிறைவு விலை	முன்னைய நிறைவு விலை	அசைவு %
RENUKA CAPITAL	3.50	3.40	2.94

TRADING

Company Name	Current Close Price (Rs.)	Previous Close Price (Rs.)	Change (%)
සමාගමේ නම	වත්මන් සමාජීන මිල	පෙර සමාජීන මිල	වෙනස %
கம்பனி பெயர்	தற்போதைய நிறைவு விலை	முன்னைய நிறைவு விலை	அசைவு %
TESS AGRO[TESS.X0000]	0.50	0.40	25.00
RADIANT GEMS	17.60	16.10	9.32
C.W.MACKIE	38.40	38.10	0.79

Sector Wise Top 5 Losers for the week / මිල ගණන් පහළ ගිය සමාගම් අතර ප්‍රමුඛම සමාගම් 05 (ක්වේට්‍ර වශයෙන්) / வாரத்தில் துறையடிப்படையில் முதல் 5 மதிப்பிழந்த பிணையங்கள்

BANKS FINANCE AND INSURANCE			
Company Name	Current Close Price (Rs.)	Previous Close Price (Rs.)	Change (%)
සමාගමේ නම	වත්මන් සමාජීන මිල	පෙර සමාජීන මිල	වෙනස %
கம்பனி பெயர்	தற்போதைய நிறைவு விலை	முன்னைய நிறைவு விலை	அசைவு %
NATION LANKA	0.50	0.60	(16.67)
ABANS FINANCIAL	15.30	16.50	(7.27)
SINHAPUTHRA FIN	9.30	9.90	(6.06)
L O L C HOLDINGS	90.00	94.90	(5.16)
CDB	75.80	79.60	(4.77)

BEVERAGE FOOD AND TOBACCO			
Company Name	Current Close Price (Rs.)	Previous Close Price (Rs.)	Change (%)
සමාගමේ නම	වත්මන් සමාජීන මිල	පෙර සමාජීන මිල	වෙනස %
கம்பனி பெயர்	தற்போதைய நிறைவு விலை	முன்னைய நிறைவு விலை	அசைவு %
LMF	94.40	109.50	(13.79)
RENUKA FOODS[COCO.X0000]	10.10	11.10	(9.01)
BAIRAHA FARMS	117.00	121.70	(3.86)
KEELLS FOOD	123.50	124.90	(1.12)
THREE ACRE FARMS (+)	97.10	98.20	(1.12)

CONSTRUCTION AND ENGINEERING			
Company Name	Current Close Price (Rs.)	Previous Close Price (Rs.)	Change (%)
සමාගමේ නම	වත්මන් සමාජීන මිල	පෙර සමාජීන මිල	වෙනස %
கம்பனி பெயர்	தற்போதைய நிறைவு விலை	முன்னைய நிறைவு விலை	அசைவு %
LANKEM DEV.	3.40	3.70	(8.11)
DOCKYARD (+)	53.50	55.00	(2.73)
ACCESS ENG SL	13.20	13.30	(0.75)

CHEMICALS AND PHARMACEUTICALS			
Company Name	Current Close Price (Rs.)	Previous Close Price (Rs.)	Change (%)
සමාගමේ නම	වත්මන් සමාජීන මිල	පෙර සමාජීන මිල	වෙනස %
கம்பனி பெயர்	தற்போதைய நிறைவு விலை	முன்னைய நிறைவு விலை	அசைவு %
CIC[CIC.X0000]	27.00	29.00	(6.90)

DIVERSIFIED HOLDINGS			
Company Name	Current Close Price (Rs.)	Previous Close Price (Rs.)	Change (%)
සමාගමේ නම	වත්මන් සමාජීන මිල	පෙර සමාජීන මිල	වෙනස %
கம்பனி பெயர்	தற்போதைய நிறைவு விலை	முன்னைய நிறைவு விலை	அசைவு %
SUNSHINE HOLDING	44.00	49.50	(11.11)
AMBEON CAPITAL	3.80	4.00	(5.00)
AITKEN SPENCE	43.00	45.00	(4.44)
RICHARD PIERIS	9.00	9.20	(2.17)
MELSTACORP	37.50	38.10	(1.57)

FOOTWEAR AND TEXTILES			
Company Name	Current Close Price (Rs.)	Previous Close Price (Rs.)	Change (%)
සමාගමේ නම	වත්මන් සමාජීන මිල	පෙර සමාජීන මිල	වෙනස %
கம்பனி பெயர்	தற்போதைய நிறைவு விலை	முன்னைய நிறைவு விலை	அசைவு %
HAYLEYS FABRIC	8.80	9.00	(2.22)

HOTELS AND TRAVELS			
Company Name	Current Close Price (Rs.)	Previous Close Price (Rs.)	Change (%)
සමාගමේ නම	වත්මන් සමාජීන මිල	පෙර සමාජීන මිල	වෙනස %
கம்பனி பெயர்	தற்போதைய நிறைவு விலை	முன்னைய நிறைவு விலை	அசைவு %
SERENDIB HOTELS[SHOT.X0000]	11.10	13.50	(17.78)
HUNAS FALLS	185.80	219.80	(15.47)
BERUWALA RESORTS	0.60	0.70	(14.29)
BANSEI RESORTS	6.00	6.70	(10.45)
AHOT PROPERTIES	40.70	44.90	(9.35)

HEALTH CARE			
Company Name	Current Close Price (Rs.)	Previous Close Price (Rs.)	Change (%)
සමාගමේ නම	වත්මන් සමාජීන මිල	පෙර සමාජීන මිල	වෙනස %
கம்பனி பெயர்	தற்போதைய நிறைவு விலை	முன்னைய நிறைவு விலை	அசைவு %
ASIRI SURG	9.00	9.50	(5.26)
NAWALOKA	4.20	4.30	(2.33)

INVESTMENT TRUSTS			
Company Name	Current Close Price (Rs.)	Previous Close Price (Rs.)	Change (%)
සමාගමේ නම	වත්මන් සමාජීන මිල	පෙර සමාජීන මිල	වෙනස %
கம்பனி பெயர்	தற்போதைய நிறைவு விலை	முன்னைய நிறைவு விலை	அசைவு %
RENUKA HOLDINGS[RHL.X0000]	9.50	10.20	(6.86)
LEE HEDGES	70.00	75.00	(6.67)
LANKA REALTY	24.70	26.00	(5.00)
AMBEON HOLDINGS	9.50	9.80	(3.06)
CEYLON INV.	35.00	36.00	(2.78)

INFORMATION TECHNOLOGY			
Company Name	Current Close Price (Rs.)	Previous Close Price (Rs.)	Change (%)
සමාගමේ නම	වත්මන් සමාජීන මිල	පෙර සමාජීන මිල	වෙනස %
கம்பனி பெயர்	தற்போதைய நிறைவு விலை	முன்னைய நிறைவு விலை	அசைவு %
E - CHANNELLING	4.00	4.20	(4.76)

LAND AND PROPERTY			
Company Name	Current Close Price (Rs.)	Previous Close Price (Rs.)	Change (%)
සමාගමේ නම	වත්මන් සමාජීන මිල	පෙර සමාජීන මිල	වෙනස %
கம்பனி பெயர்	தற்போதைய நிறைவு விலை	முன்னைய நிறைவு விலை	அசைவு %
SEYLAN DEVTS (+)	10.00	10.10	(0.99)

MANUFACTURING

Company Name	Current Close Price (Rs.)	Previous Close Price (Rs.)	Change (%)
සමාගමේ නම	වත්මන් සමාජීන මිල	පෙර සමාජීන මිල	වෙනස %
කம்பනි பெயர்	தற்போதைய நிறைவு விலை	முன்னைய நிறைவு விலை	அசைவு %
PRINTCARE PLC	30.10	33.00	(8.79)
LANKA CERAMIC	130.00	139.90	(7.08)
DANKOTUWA PORCEL	5.60	6.00	(6.67)
CHEVRON (+)	59.60	63.70	(6.44)
TOKYO CEMENT	20.60	22.00	(6.36)

MOTORS

Company Name	Current Close Price (Rs.)	Previous Close Price (Rs.)	Change (%)
සමාගමේ නම	වත්මන් සමාජීන මිල	පෙර සමාජීන මිල	වෙනස %
කம்பනි பெயர்	தற்போதைய நிறைவு விலை	முன்னைய நிறைவு விலை	அசைவு %
SATHOSA MOTORS	356.20	366.20	(2.73)
DIMO	296.10	300.00	(1.30)
LANKA ASHOK	622.20	628.00	(0.92)
C M HOLDINGS	37.80	38.00	(0.53)

POWER AND ENERGY

Company Name	Current Close Price (Rs.)	Previous Close Price (Rs.)	Change (%)
සමාගමේ නම	වත්මන් සමාජීන මිල	පෙර සමාජීන මිල	වෙනස %
කம்பනි பெயர்	தற்போதைய நிறைவு விலை	முன்னைய நிறைவு விலை	அசைவு %
LAUGFS GAS	16.50	17.80	(7.30)
PANASIAN POWER	2.90	3.00	(3.33)
VALLIBEL	5.90	6.10	(3.28)
LAUGFS GAS[LGL.X0000]	13.80	14.00	(1.43)
LANKA IOC	17.40	17.60	(1.14)

PLANTATIONS

Company Name	Current Close Price (Rs.)	Previous Close Price (Rs.)	Change (%)
සමාගමේ නම	වත්මන් සමාජීන මිල	පෙර සමාජීන මිල	වෙනස %
කம்பනි பெயர்	தற்போதைய நிறைவு விலை	முன்னைய நிறைவு விலை	அசைவு %
KAHAWATTE (+)	33.80	39.90	(15.29)
TALAWAKELLE (+)	47.00	53.00	(11.32)
BOGAWANTALAWA	10.60	11.60	(8.62)
BALANGODA (+)	12.30	13.00	(5.38)
MALWATTE[MAL.X0000] (+)	4.20	4.40	(4.55)

STORES AND SUPPLIES

Company Name	Current Close Price (Rs.)	Previous Close Price (Rs.)	Change (%)
සමාගමේ නම	වත්මන් සමාජීන මිල	පෙර සමාජීන මිල	වෙනස %
කம்பනි பெயர்	தற்போதைய நிறைவு விலை	முன்னைய நிறைவு விலை	அசைவு %
E B CREASY	1,126.90	1,490.00	(24.37)

SERVICES

Company Name	Current Close Price (Rs.)	Previous Close Price (Rs.)	Change (%)
සමාගමේ නම	වත්මන් සමාජීන මිල	පෙර සමාජීන මිල	වෙනස %
කம்பනි பெயர்	தற்போதைய நிறைவு விலை	முன்னைய நிறைவு விலை	அசைவு %
MERC. SHIPPING	45.10	69.70	(35.29)
PARAGON	49.00	50.00	(2.00)

TELECOMMUNICATIONS

Company Name	Current Close Price (Rs.)	Previous Close Price (Rs.)	Change (%)
සමාගමේ නම	වත්මන් සමාජීන මිල	පෙර සමාජීන මිල	වෙනස %
කம்பනි பெயர்	தற்போதைய நிறைவு விலை	முன்னைய நிறைவு விலை	அசைவு %
DIALOG (+)	9.10	9.50	(4.21)
SLT (+)	23.00	23.10	(0.43)

TRADING

Company Name	Current Close Price (Rs.)	Previous Close Price (Rs.)	Change (%)
සමාගමේ නම	වත්මන් සමාජීන මිල	පෙර සමාජීන මිල	වෙනස %
කம்பනි பெயர்	தற்போதைய நிறைவு விலை	முன்னைய நிறைவு விலை	அசைவு %
BROWNS	46.60	50.00	(6.80)
SINGER SRI LANKA (+)	26.50	27.40	(3.28)
EASTERN MERCHANT	3.90	4.00	(2.50)

Closed End Fund Price changes during the week 08-04-2019 to 12-04-2019 36

ආවේණික අරමුදල් සභිය තුළ මිල වෙනස්වීම්
 මූලික නීතියකින් වාර්තාකරන විට අවසානයේ

Fund Name	Prv. Week's Close Price (Rs.)	Cur. Week's Close Price (Rs.)	Highest Price (Rs.)	Lowest Price (Rs.)	Change in Price During the week(Rs.)	Trade Volume (No.)	Unit Volume (No.)	Turnover (Rs.)	NAV (Rs.)
අරමුදලේ නම	පෙර සතියේ සමාජන මිල	වත්මන් සතියේ සමාජන මිල	ඉහළම මිල	පහළම මිල	සතිය තුළ මිල වෙනස්වීම	තෙදෙනු ප්‍රමාණය	ඒකක ප්‍රමාණය	පිරිවැටුම	දේශීය වත්කම් වටිනාකම
නීතියත්තින් පෙයාර්	කැපුම් වාර නිරතුරු විවෘත	විවෘත නිරතුරු විවෘත	වැඩිම වාර නිරතුරු විවෘත	අඩුම වාර නිරතුරු විවෘත	වාර්තා වූ විවෘත අවසානය	විවෘත වාර නිරතුරු විවෘත	විවෘත වාර නිරතුරු විවෘත	වාර්තා වූ විවෘත	විවෘත වාර නිරතුරු විවෘත
CANDOR OPP FUND	6.20	6.20	6.50	6.10	0.00	16	95	588.80	8.16

Daily Movements Corporate Debt on 12-04-2019

නිවැරදිව සංගණනය කළ සංවිධානයන්
 නිවැරදිව තහවුරුකරන කැපුම්වලින් අවසානයේ

Company Name	Code	Last Traded Date	Last Traded Yield	Last Traded Price	Coupon Rate	Coupon Frequency	Issued Date	Maturity Date	Next Coupon Due Date	Credit Rating (As at date of listing)	Par Value (Rs.)
සමාගමේ නම	සංකේතය	අවසන් තෙදෙනු දින	අවසන් තෙදෙනුවේ ඵලදායීතා අගය	අවසන් තෙදෙනු මිල	අනුපාතය	වාර නිරතුරු	නිකුත් කළ දිනය	කල්පිරෙන දිනය	මිල ගෙවිය යුතු දිනය	ශාසන ලේඛනය (ලැයිස්තුගත වූ දිනට)	මුහුණත වටිනාකම
කම්පනී පෙයාර්	ප්‍රතිපත්ති	විවෘත වාර නිරතුරු විවෘත	විවෘත වාර නිරතුරු විවෘත	විවෘත වාර නිරතුරු විවෘත	වැඩිම වාර නිරතුරු විවෘත	වැඩිම වාර නිරතුරු විවෘත	වැඩිම වාර නිරතුරු විවෘත	වැඩිම වාර නිරතුරු විවෘත	වැඩිම වාර නිරතුරු විවෘත	වැඩිම වාර නිරතුරු විවෘත	වැඩිම වාර නිරතුරු විවෘත

BANKS FINANCE AND INSURANCE

ALLIANCE	ALLI/BD/29/12/19-C2287-9.35			100.00	9.35	1	29/12/14	29/12/19	28/12/19		100
BANK OF CEYLON	BOC/BC/21/09/19A08	25-02-2019	12.66	97.30	8	1	22/09/14	21/09/19	20/09/19	AA	100
BANK OF CEYLON	BOC/BC/21/09/22D8.25			100.00	8.25	1	22/09/14	21/09/22	20/09/19	AA	100
BANK OF CEYLON	BOC/BC/21/09/19B7.75			100.00	7.75	4	22/09/14	21/09/19	19/06/19	AA	100
BANK OF CEYLON	BOC/BC/21/09/19C7.42			100.00	10.29	2	22/09/14	21/09/19	19/09/19	AA	100
BANK OF CEYLON	BOC/BC/21/09/22E7.42			100.00	10.29	2	22/09/14	21/09/22	19/09/19	AA	100
BANK OF CEYLON	BOC/BD/05/10/20-C2319	05-03-2019	10.90	98.50	10.75	2	06/10/15	05/10/20	04/10/19		100
BANK OF CEYLON	BOC/BD/28/12/24-C2377-12.75			100.00	12.75	1	29/12/16	28/12/24	27/12/19		100
BANK OF CEYLON	BOC/BD/28/12/21-C2376-13.25			100.00	13.25	1	29/12/16	28/12/21	27/12/19		100
BANK OF CEYLON	BOC/BD/05/10/23-C2321			100.00	10.75	2	06/10/15	05/10/23	04/10/19		100
BANK OF CEYLON	BOC/BD/05/10/20-C2318-8			100.00	8	4	06/10/15	05/10/20	04/07/19		100
BANK OF CEYLON	BOC/BD/28/12/21-C2379			100.00	11.24	2	29/12/16	28/12/21	27/06/19		100
BANK OF CEYLON	BOC/BD/05/10/20-C2320-8.25			100.00	8.25	1	06/10/15	05/10/20	04/10/19		100
BANK OF CEYLON	BOC/BD/05/10/23-C2317-9.5			100.00	9.5	1	06/10/15	05/10/23	04/10/19		100
BANK OF CEYLON	BOC/BD/28/12/24-C2378			100.00	11.24	2	29/12/16	28/12/24	27/06/19		100
BANK OF CEYLON	BOC/BC/24/10/21D13.25	15-10-2014		125.55	13.25	1	25/10/13	24/10/21	23/10/19	AA	100
BANK OF CEYLON	BOC/BC/24/10/23H13.75	09-08-2017	13.34	101.50	13.75	1	25/10/13	24/10/23	23/10/19	AA	100
BANK OF CEYLON	BOC/BC/24/10/22F13.25			100.00	13.25	1	25/10/13	24/10/22	23/10/19	AA	100
BANK OF CEYLON	BOC/BC/24/10/21E11.12			100.00	10.75	2	25/10/13	24/10/21	23/04/19	AA	100
CDB	CDB/BD/03/06/21-C2351			100.00	11.49	2	03/06/16	03/06/21	31/05/19		100
CDB	CDB/BD/03/06/21-C2350-12.75	25-03-2019	12.50	100.42	12.75	2	03/06/16	03/06/21	31/05/19		100
CDB	CDB/BD/27/03/23-C2392-13.75	17-05-2018	13.75	99.96	13.75	2	28/03/18	27/03/23	26/09/19		100
CDB	CDB/BD/30/01/24-C2414-15.5			100.00	15.5	1	31/01/19	30/01/24	30/01/20		100
CDB	CDB/BD/30/01/24-C2413-15			100.00	15	2	31/01/19	30/01/24	30/07/19		100
CDB	CDB/BD/27/03/23-C2391-14.2			100.00	14.2	1	28/03/18	27/03/23	26/03/20		100
CENTRAL FINANCE	CFIN/BD/01/06/20-C2302-9.52	11-08-2015	9.24	101.15	9.52	1	01/06/15	01/06/20	28/12/19		100
CENTRAL FINANCE	CFIN/BD/01/06/19-C2300-9			100.00	9	2	01/06/15	01/06/19	01/06/19		100
COMM LEASE & FIN	CLC/BD/21/07/20-C2310-9.75	29-03-2019	13.00	96.34	9.75	1	21/07/15	21/07/20	28/12/19		100
COM.CREDIT	COCR/BD/10/12/20-C2336			100.00	11.51	2	10/12/15	10/12/20	07/06/19		100
COM.CREDIT	COCR/BD/01/06/20-C2299-10.5	23-05-2018	10.50	100.00	10.5	4	01/06/15	01/06/20	29/06/19		100
COM.CREDIT	COCR/BD/10/12/20-C2335-10.4			100.00	10.4	2	10/12/15	10/12/20	07/06/19		100
COMMERCIAL BANK	COMB/BD/08/03/26-C2342-11.25	18-02-2019	11.25	100.00	11.25	2	09/03/16	08/03/26	07/09/19		100

Daily Movements Corporate Debt on 12-04-2019

நிசந்திர தினம் சாஸ்திரம் சாஸ்திரம் சாஸ்திரம்
 தினசரி தனியார்துறைக் கடன்களின் அசைவுகள்

Company Name	Code	Last Traded Date	Last Traded Yield	Last Traded Price	Coupon Rate	Coupon Frequency	Issued Date	Maturity Date	Next Coupon Due Date	Credit Rating (As at date of listing)	Par Value (Rs.)
சமூகமே தம்	சுண்டி	அபிசன் ஹெஜென் டீ	அபிசன் ஹெஜென் டீ	அபிசன் ஹெஜென் டீ	ஹெஜென் டீ	ஹெஜென் டீ	ஹெஜென் டீ	ஹெஜென் டீ	ஹெஜென் டீ	ஹெஜென் டீ	ஹெஜென் டீ
கம்பனி பெயர்	குறியீடு	இறுதி வியாபாரத்தினம்	இறுதி விலை	வியாபார விலை	வட்டி வீதம்	வட்டி தடவைகள்	வழங்கல் திகதி	முதிர்வு திகதி	அடுத்த வட்டி நின்றுவை திகதி	ஆரம்ப கடன் தரப்படுத்தல்	முகப் பெறுமதி

BANKS FINANCE AND INSURANCE

COMMERCIAL BANK	COMB/BD/22/07/28-C2405-12.5			100.00	12.5	2	23/07/18	22/07/28	21/07/19		100
COMMERCIAL BANK	COMB/BD/08/03/21-C2341-10.75	30-01-2019	16.57	90.00	10.75	2	09/03/16	08/03/21	07/09/19		100
COMMERCIAL BANK	COMB/BD/22/07/23-C2404-12			100.00	12	2	23/07/18	22/07/23	21/07/19		100
COMMERCIAL BANK	COMB/BD/27/10/21-C2360-12	13-03-2019	16.86	90.00	12	2	28/10/16	27/10/21	26/04/19		100
COMMERCIAL BANK	COMB/BD/27/10/26-C2359-12.25			100.00	12.25	2	28/10/16	27/10/26	26/04/19		100
SOFTLOGIC FIN	CRL/BC/29/08/19A10	27-02-2019	10.00	100.00	10	4	29/08/14	29/08/19	29/06/19	AAA	100
SOFTLOGIC FIN	CRL/BC/29/08/19B7.69	06-06-2018	9.67	100.00	10.89	4	29/08/14	29/08/19	29/06/19	AAA	100
DFCC BANK PLC	DFCC/BD/09/11/21-C2366-12.15			100.00	12.15	1	09/11/16	09/11/21	07/11/19		100
DFCC BANK PLC	DFCC/BD/29/03/25-C2394-13			100.00	13	1	29/03/18	29/03/25	27/03/20		100
DFCC BANK PLC	DFCC/BD/28/03/29-C2417-13.9			100.00	13.9	1	28/03/19	28/03/29	27/03/20		100
DFCC BANK PLC	DFCC/BD/28/03/26-C2418-13.75			100.00	13.75	1	28/03/19	28/03/26	27/03/20		100
DFCC BANK PLC	DFCC/BD/29/03/23-C2393-12.6	09-04-2018	12.58	100.05	12.6	1	29/03/18	29/03/23	27/03/20		100
DFCC BANK PLC	DFCC/BD/09/11/23-C2367-12.75	29-03-2017	12.71	100.00	12.75	1	09/11/16	09/11/23	07/11/19		100
DFCC BANK PLC	DFCC/BD/28/03/24-C2416-13.5			100.00	13.5	1	28/03/19	28/03/24	27/03/20		100
DFCC BANK PLC	DVBD/BD/10/06/20-C2305-9.1	27-09-2018	9.04	100.00	9.1	1	10/06/15	10/06/20	08/06/19		100
DFCC BANK PLC	DVBD/BD/10/06/20-C2306-9.4	29-11-2018	13.50	94.54	9.4	1	10/06/15	10/06/20	08/06/19		100
FC TREASURIES	FCT/BD/06/02/20-C2295-9.5	17-06-2016	10.50	97.02	9.5	1	06/02/15	06/02/20	28/12/19		100
HDFC	HDFC/BD/20/11/20-C2331-10.5			100.00	10.5	2	20/11/15	20/11/20	19/05/19		100
HDFC	HDFC/BD/20/11/20-C2332			100.00	13.58	4	20/11/15	20/11/20	18/05/19		100
HDFC	HDFC/BD/20/11/25-C2330-12	18-02-2019	11.97	100.00	12	1	20/11/15	20/11/25	19/11/19		100
HNB	HNB/BC/31/03/2100E			20.90		0	25/05/07	31/03/21			100
HNB	HNB/BC/31/03/2400F			14.68		0	07/06/07	31/03/24			100
HNB	HNB/BC/31/07/22B16.75			100.00	16.75	1	01/08/07	31/07/22	29/06/19	A+	100
HNB	HNB/BC/04/09/21A11.5			100.00	11.5	2	05/09/11	04/09/21	28/06/19	A+	100
HNB	HNB/BD/14/12/24-C2275-8.33			100.00	8.33	2	15/12/14	14/12/24	28/06/19		100
HNB	HNB/BD/01/11/23-C2361-13	18-02-2019	12.95	100.00	13	1	01/11/16	01/11/23	30/10/19		100
HNB	HNB/BD/14/12/19-C2274-7.75	08-12-2017	16.87	85.00	7.75	2	15/12/14	14/12/19	28/06/19		100
HNB	HNB/BC/29/08/23A08	31-12-2014	14.18	70.13	8	1	30/08/13	29/08/23	29/08/19	AA-	100
HNB	HNB/BD/28/03/21-C2346-11.25	22-03-2019	14.93	94.00	11.25	1	28/03/16	28/03/21	27/03/20		100
HNB	HNB/BD/01/11/21-C2362-11.75			100.00	11.75	1	01/11/16	01/11/21	30/10/19		100
LB FINANCE	LFIN/BD/11/12/22-C2387-12.75			100.00	12.75	2	11/12/17	11/12/22	10/06/19		100
LB FINANCE	LFIN/BD/11/12/22-C2388-13.25	14-12-2018	16.79	90.00	13.25	2	11/12/17	11/12/22	10/06/19		100
LOLC FINANCE	LOFC/BD/31/07/23-C2408-14.75	27-03-2019	17.60	91.52	14.75	2	31/07/18	31/07/23	29/07/19		100
LOLC FINANCE	LOFC/BD/25/01/20-C2289-9.1			100.00	9.1	2	26/01/15	25/01/20	28/06/19		100
LOLC FINANCE	LOFC/BD/25/01/20-C2291-9	29-03-2019	13.00	96.97	9	4	26/01/15	25/01/20	29/06/19		100
LOLC FINANCE	LOFC/BD/25/01/20-C2290-9.25	29-03-2019	13.00	97.19	9.25	1	26/01/15	25/01/20	28/12/19		100
LOLC FINANCE	LOFC/BD/31/07/23-C2409-0			49.83	0	0	31/07/18	31/07/23			100
L O L C HOLDINGS	LOLC/BD/30/07/22-C2385-	19-12-2018	13.00	99.97	13	2	31/07/17	30/07/22	29/07/19		100

நிதிகளின் பற்றாக்குறை சமாளிப்பதற்கான சட்டம், 2019
தினசரி தனியார் துறைக்கான கட்டணங்களின் அச்சுவுகள்

Company Name	Code	Last Traded Date	Last Traded Yield	Last Traded Price	Coupon Rate	Coupon Frequency	Issued Date	Maturity Date	Next Coupon Due Date	Credit Rating (As at date of listing)	Par Value (Rs.)
சமூகமேலாமை	சமூகமேலாமை	சமூகமேலாமை	சமூகமேலாமை	சமூகமேலாமை	சமூகமேலாமை	சமூகமேலாமை	சமூகமேலாமை	சமூகமேலாமை	சமூகமேலாமை	சமூகமேலாமை	சமூகமேலாமை
கம்பனி பெயர்	குறியீடு	இறுதி வியாபாரத்தினம்	இறுதி விலை விளைவு	இறுதி வியாபார விலை	வட்டி வீதம்	வட்டி தடவைகள்	வழங்கல் திகதி	முதிர்வு திகதி	அடுத்த வட்டி நின்றுவை திகதி	ஆரம்ப கடன் தரப்படுத்தல்	முகப் பெறுமதி

BANKS FINANCE AND INSURANCE

L O L C HOLDINGS	LOLC/BD/24/11/19-C2269-9	25-07-2018	16.75	91.00	9	4	24/11/14	24/11/19	29/06/19		100
L O L C HOLDINGS	LOLC/BD/30/07/19-C2386-12.65			100.00	12.65	2	31/07/17	30/07/19	29/07/19		100
MERCHANT BANK	MBSL/BD/02/05/22-C2382-15			100.00	15	1	03/05/17	02/05/22	01/05/19		100
MERCHANT BANK	MBSL/BD/12/11/19-C2266-9	22-06-2015	9.75	97.35	9	1	13/11/14	12/11/19	12/11/19		100
MERCHANT BANK	MBSL/BD/12/11/19-C2267-8.75			100.00	8.75	2	13/11/14	12/11/19	28/06/19		100
MERCHANT BANK	MBSL/BD/02/05/22-C2381-14.5			100.00	14.5	2	03/05/17	02/05/22	01/05/19		100
MERCHANT BANK	MBSL/BD/02/05/22-C2380			100.00	12.83	2	03/05/17	02/05/22	01/05/19		100
NAT. DEV. BANK	NDB/BC/19/12/25D14	08-01-2018	13.89	100.50	14	1	19/12/13	19/12/25	28/12/19	A+	100
NAT. DEV. BANK	NDB/BD/30/03/24-C2420-13.95			100.00	13.95	1	31/03/19	30/03/24	30/03/20		100
NAT. DEV. BANK	NDB/BC/19/12/23C13.9	26-05-2017	17.59	86.00	13.9	1	19/12/13	19/12/23	28/12/19	A+	100
NAT. DEV. BANK	NDB/BD/30/03/24-C2419-13.5			100.00	13.5	2	31/03/19	30/03/24	30/09/19		100
NAT. DEV. BANK	NDB/BD/24/06/20-C2308-0				63.81	0	24/06/15	24/06/20			100
NAT. DEV. BANK	NDB/BD/24/06/20-C2309-9.4	21-05-2018	17.31	87.00	9.4	1	24/06/15	24/06/20	28/12/19		100
NATIONS TRUST	NTB/BD/20/04/23-C2402-12.65			100.00	12.65	2	20/04/18	20/04/23	18/04/19		100
NATIONS TRUST	NTB/BD/20/04/23-C2401-13			100.00	13	1	20/04/18	20/04/23	19/04/19		100
NATIONS TRUST	NTB/BD/08/11/21-C2365-12.65	22-02-2019	12.63	100.00	12.65	2	08/11/16	08/11/21	05/05/19		100
NATIONS TRUST	NTB/BD/08/11/21-C2364-12.8	29-03-2017	12.75	100.00	12.8	1	08/11/16	08/11/21	05/11/19		100
NATIONS TRUST	NTB/BD/08/11/21-C2363			100.00	11.25	2	08/11/16	08/11/21	05/05/19		100
PAN ASIA	PABC/BC/30/10/19A9.75	31-12-2014	9.75	99.94	9.75	1	30/10/14	30/10/19	26/10/19	BBB	100
PAN ASIA	PABC/BD/29/09/19-C2312			100.00	12.8	2	29/09/15	29/09/19	27/09/19		100
PAN ASIA	PABC/BC/30/10/19B9.5233	21-05-2018	9.51	100.00	9.5233	2	30/10/14	30/10/19	26/04/19	BBB	100
PAN ASIA	PABC/BD/29/09/19-C2311-10	01-02-2019	20.37	94.00	10	2	29/09/15	29/09/19	27/09/19		100
PEOPLES LEASING	PLC/BD/16/11/19-C2373-11.9	04-05-2018	11.90	100.00	11.9	2	16/11/16	16/11/19	14/05/19		100
PEOPLES LEASING	PLC/BD/16/11/20-C2374-12.25	04-05-2018	12.25	100.00	12.25	2	16/11/16	16/11/20	14/05/19		100
PEOPLES LEASING	PLC/BD/12/11/20-C2323-9.95			100.00	9.95	1	13/11/15	12/11/20	09/11/19		100
PEOPLES LEASING	PLC/BD/18/04/22-C2399-12.4			100.00	12.4	1	18/04/18	18/04/22	17/04/19		100
PEOPLES LEASING	PLC/BD/12/11/19-C2322-9.6			100.00	9.6	2	13/11/15	12/11/19	09/05/19		100
PEOPLES LEASING	PLC/BD/18/04/23-C2398-12.8			100.00	12.8	1	18/04/18	18/04/23	17/04/19		100
PEOPLES LEASING	PLC/BD/16/11/21-C2375-12.6	02-01-2019	12.58	100.00	12.6	2	16/11/16	16/11/21	14/05/19		100
RDB	RDB/BD/29/01/20-C2292-9			100.00	9	1	30/01/15	29/01/20	28/12/19		100
RDB	RDB/BD/29/01/20-C2294-8.81			100.00	8.81	2	30/01/15	29/01/20	28/06/19		100
RDB	RDB/BD/29/01/20-C2293-8.71	08-02-2019	20.44	90.00	8.71	4	30/01/15	29/01/20	29/06/19		100
SAMPATH	SAMP/BD/10/06/21-C2353	08-03-2019	12.29	97.50	11.01	2	10/06/16	10/06/21	07/06/19		100
SAMPATH	SAMP/BD/10/06/21-C2352-12.75	10-01-2019	12.66	100.00	12.75	1	10/06/16	10/06/21	08/06/19		100
SAMPATH	SAMP/BD/18/11/20-C2328-9.9	17-10-2018	9.89	100.00	9.9	2	18/11/15	18/11/20	16/05/19		100
SAMPATH	SAMP/BD/28/02/24-C2415-13.9			100.00	13.9	1	28/02/19	28/02/24	27/02/20		100
SAMPATH	SAMP/BD/14/12/19-C2273-8.1	07-03-2017	14.90	85.00	8.1	2	15/12/14	14/12/19	28/06/19		100
SAMPATH	SAMP/BD/20/03/23-C2390-12.5	24-05-2018	12.03	101.64	12.5	2	20/03/18	20/03/23	18/09/19		100
SAMPATH	SAMP/BD/18/11/20-C2329			100.00	11.24	2	18/11/15	18/11/20	16/05/19		100

Daily Movements Corporate Debt on 12-04-2019

නියමිත දිනට සාංගමක ණය සංවිලිනයන්
 தினசரி தனியார்துறைக் கடன்களின் அசைவுகள்

Company Name	Code	Last Traded Date	Last Traded Yield	Last Traded Price	Coupon Rate	Coupon Frequency	Issued Date	Maturity Date	Next Coupon Due Date	Credit Rating (As at date of listing)	Par Value (Rs.)
සමාගමේ නම	සංකේතය	අවසන් නෙදෙන දින	අවසන් නෙදෙනවේ විලඳුයීමා අගය	අවසන් නෙදෙන මිල	කුටිතාන්සි අනුපාතය	කුටිතාන්සි වාර්ෂික වාර්ෂික	නිකුත් කළ දිනය	කල්පිරෙන දිනය	මිලග ගෙවිය යුතු දිනය	ශාය ශ්‍රේණිය (ලැයිස්තුව වූ දිනට)	මුහුණත වටිනාකම
கம்பனி பெயர்	குறியீடு	இறுதி வியாபாரத்தினம்	இறுதி விலை விளைவு	வியாபார விலை	இறுதி வட்டி வீதம்	வட்டி தடவைகள்	வாழங்கல் திகதி	முதிர்வு திகதி	அடுத்த வட்டி நிறுவ திகதி	ஆரம்ப கடன் தரப்படுத்தல்	முகப் பெறுமதி

BANKS FINANCE AND INSURANCE

SAMPATH	SAMP/BD/21/12/22-C2389-12.5			100.00	12.5	2	21/12/17	21/12/22	19/06/19		100
SAMPATH	SAMP/BD/14/12/19-C2271-8.25	15-02-2019	8.16	100.00	8.25	1	15/12/14	14/12/19	14/12/19		100
SANASA DEV. BANK	SDB/BD/31/12/20-C2337-10			100.00	10	2	31/12/15	31/12/20	28/06/19		100
SANASA DEV. BANK	SDB/BD/31/12/20-C2339-10.3			100.00	10.3	2	31/12/15	31/12/20	28/06/19		100
SEYLAN BANK	SEYB/BD/29/03/23-C2395-12.85	09-04-2018	12.83	100.06	12.85	2	29/03/18	29/03/23	27/09/19		100
SEYLAN BANK	SEYB/BD/22/12/20-C2277-8.6	30-03-2015	9.92	94.31	8.6	2	23/12/14	22/12/20	21/06/19		100
SEYLAN BANK	SEYB/BD/29/03/25-C2396-13.2			100.00	13.2	2	29/03/18	29/03/25	27/09/19		100
SEYLAN BANK	SEYB/BD/22/12/19-C2279-8.35			100.00	8.35	2	23/12/14	22/12/19	21/06/19		100
SEYLAN BANK	SEYB/BD/29/03/28-C2397-13.5			100.00	13.5	2	29/03/18	29/03/28	27/09/19		100
SEYLAN BANK	SEYB/BD/22/12/20-C2280-8.75			100.00	8.75	1	23/12/14	22/12/20	21/12/19		100
SEYLAN BANK	SEYB/BD/15/07/21-C2356			100.00	11.44	2	15/07/16	15/07/21	11/07/19		100
SEYLAN BANK	SEYB/BD/15/07/23-C2354-13.75	18-02-2019	13.74	100.00	13.75	2	15/07/16	15/07/23	11/07/19		100
SEYLAN BANK	SEYB/BD/15/07/21-C2355-13	17-10-2018	12.98	100.00	13	2	15/07/16	15/07/21	11/07/19		100
SEYLAN BANK	SEYB/BD/22/12/19-C2278-8.6	07-01-2015	8.60	99.99	8.6	1	23/12/14	22/12/19	21/12/19		100
SENKADAGALA	SFCL/BD/09/11/19-C2369			100.00	11.49	2	10/11/16	09/11/19	08/05/19		100
SENKADAGALA	SFCL/BD/09/11/20-C2368-13.75	15-02-2019	13.71	100.00	13.75	2	10/11/16	09/11/20	08/05/19		100
SENKADAGALA	SFCL/BD/09/11/20-C2370			100.00	11.74	2	10/11/16	09/11/20	08/05/19		100
SENKADAGALA	SFCL/BD/09/11/19-C2372-13.25			100.00	13.25	2	10/11/16	09/11/19	08/05/19		100
SINGER FINANCE	SFIN/BD/17/06/20-C2307-9.95			100.00	9.95	1	17/06/15	17/06/20	28/12/19		100
SINGER FINANCE	SFIN/BD/06/04/20-C2347-12	02-09-2016	11.99	100.00	12	2	06/04/16	06/04/20	05/10/19		100
SIYAPATHA FIN	SLFL/BD/20/09/19-C2358-13	08-04-2019	12.54	100.00	13	1	20/09/16	20/09/19	18/09/19		100
SIYAPATHA FIN	SLFL/BD/20/09/21-C2357-13.5	29-03-2017	13.43	100.00	13.5	1	20/09/16	20/09/21	18/09/19		100
SIYAPATHA FIN	SLFL/BD/04/10/22-C2384-12.5			100.00	12.5	1	04/10/17	04/10/22	02/10/19		100
SIYAPATHA FIN	SLFL/BD/24/12/19-C2281-8.9	02-07-2015	8.88	99.98	8.9	1	24/12/14	24/12/19	24/12/19		100
VALLIBEL FINANCE	VFIN/BD/31/03/20-C2298-10.25	08-02-2019	10.92	99.28	10.25	2	31/03/15	31/03/20	29/09/19		100

BEVERAGE FOOD AND TOBACCO

LION BREWERY	LION/BD/08/12/19-C2270			100.00	7.85	2	08/12/14	08/12/19	29/09/19		100
--------------	------------------------	--	--	--------	------	---	----------	----------	----------	--	-----

CONSTRUCTION AND ENGINEERING

ACCESS ENG SL	AEL/BD/18/11/20-C2324-10.25			100.00	10.25	2	18/11/15	18/11/20	16/05/19		100
ACCESS ENG SL	AEL/BD/17/11/23-C2325-10.95			100.00	10.95	2	18/11/15	17/11/23	16/05/19		100
ACCESS ENG SL	AEL/BD/18/11/22-C2327-10.72			100.00	10.72	2	18/11/15	18/11/22	16/05/19		100
ACCESS ENG SL	AEL/BD/18/11/21-C2326-10.45			100.00	10.45	2	18/11/15	18/11/21	16/05/19		100

DIVERSIFIED HOLDINGS

DUNAMIS CAPITAL	CSEC/BD/04/12/20-C2334			100.00	12	2	04/12/15	04/12/20	03/06/19		100
DUNAMIS CAPITAL	CSEC/BC/05/08/19A12.5	25-03-2019	12.50	99.87	12.5	1	05/08/14	05/08/19	05/08/19	BBB	100
DUNAMIS CAPITAL	CSEC/BD/04/12/20-C2333-10.5	25-03-2019	12.50	96.99	10.5	2	04/12/15	04/12/20	03/06/19		100
HAYLEYS	HAYL/BD/06/03/20-C2297-7.85			100.00	7.85	2	06/03/15	06/03/20	05/09/19		100
HAYLEYS	HAYL/BD/31/07/23-C2407			100.00	13.2	2	31/07/18	31/07/23	29/07/19		100
HAYLEYS	HAYL/BD/31/07/23-C2406-			100.00	12.5	2	31/07/18	31/07/23	29/07/19		100

நிசமீத டீனெஃ சாஃமீத ஶாஃ சஃலெஃதஃ
 திஃசரி தஃயாஃர்துஃறஃக் கஃடஃகஃளிஃன் அஃசஃவுகஃள்

Company Name	Code	Last Traded Date	Last Traded Yield	Last Traded Price	Coupon Rate	Coupon Frequency	Issued Date	Maturity Date	Next Coupon Due Date	Credit Rating (As at date of listing)	Par Value (Rs.)
சஃமஃமீத ஶஃ	சஃஃஃஃஃ	ஃலெஃதஃ ஶுஃஃஃஃ	ஃலெஃதஃ ஶுஃஃஃஃ	ஃலெஃதஃ ஶுஃஃஃஃ	ஃலெஃதஃ ஶுஃஃஃஃ	ஃலெஃதஃ ஶுஃஃஃஃ	ஃலெஃதஃ ஶுஃஃஃஃ	ஃலெஃதஃ ஶுஃஃஃஃ	ஃலெஃதஃ ஶுஃஃஃஃ	ஃலெஃதஃ ஶுஃஃஃஃ	ஃலெஃதஃ ஶுஃஃஃஃ
கஃஃஃஃ ஶஃஃஃ	ஃஃஃஃஃ	ஃஃஃஃஃ	ஃஃஃஃஃ	ஃஃஃஃஃ	ஃஃஃஃஃ	ஃஃஃஃஃ	ஃஃஃஃஃ	ஃஃஃஃஃ	ஃஃஃஃஃ	ஃஃஃஃஃ	ஃஃஃஃஃ

DIVERSIFIED HOLDINGS

12.5											
HAYLEYS	HAYL/BD/31/05/19-C2349	16-11-2018	13.18	99.00	11.24	2	31/05/16	31/05/19	29/05/19		100
HEMAS HOLDINGS	HHL/BC/29/04/19A11	21-12-2018	12.48	99.50	11	2	29/04/14	29/04/19	29/04/19	A+	100
RICHARD PIERIS	RICH/BC/16/05/19C11.25	04-04-2019	15.79	99.50	11.25	2	16/05/14	16/05/19	16/05/19	AA-	100

HEALTH CARE

NAWALOKA	NHL/BC/30/09/22E14.4			100.00	14.4	4	30/09/13	30/09/22	29/06/19	A	100
NAWALOKA	NHL/BC/30/09/21D14.35			100.00	14.35	4	30/09/13	30/09/21	29/06/19	A	100
NAWALOKA	NHL/BC/30/09/19B14.15	16-11-2015	10.40	111.80	14.15	4	30/09/13	30/09/19	29/06/19	A	100
NAWALOKA	NHL/BC/30/09/23F14.45	18-02-2019	14.45	100.00	14.45	4	30/09/13	30/09/23	29/06/19	A	100

INVESTMENT TRUSTS

JANASHAKTHI	JANA/BD/19/11/19-C2268-10.75	29-03-2019	12.50	98.78	10.75	1	19/11/14	19/11/19	19/11/19		100
-------------	------------------------------	------------	-------	-------	-------	---	----------	----------	----------	--	-----

PLANTATIONS

KOTAGALA	KOTA/BC/26/05/19B14.5	11-12-2018	14.54	100.00	14.5	2	27/05/14	26/05/19	26/05/19	BBB-	100
KOTAGALA	KOTA/BC/26/05/21D15	01-03-2019	27.58	80.00	15	2	27/05/14	26/05/21	28/06/19	BBB-	100
KOTAGALA	KOTA/BC/26/05/20C14.75	01-03-2019	36.35	80.00	14.75	2	27/05/14	26/05/20	28/06/19	BBB-	100

TELECOMMUNICATIONS

SLT	SLTL/BD/19/04/28-C2400-12.75			100.00	12.75	1	19/04/18	19/04/28	18/04/19		100
SLT	SLTL/BD/19/04/28-C2403-12.75			100.00	12.75	2	19/04/18	19/04/28	17/04/19		100

TRADING

ABANS PLC	ABNS/BD/26/12/19-C2286-9	25-02-2019	15.25	95.27	9	2	26/12/14	26/12/19	24/06/19		100
SINGER SRI LANKA	SINS/BD/28/09/21-C2412-12			100.00	12	2	28/09/18	28/09/21	27/09/19		100

CORPORATE DEBT	TODAY	PRV.DAY
ஶாஶைக ஶய தனியார்துறைக் கடன்	ஶட டீன இன்று	ஶூல டீன முன்னைய தினம்
		08-04-2019
VALUE OF TURNOVER(Rs.) ஶீலஶுலே லஶைகல புரள்வின் பெறுமதி	0	100,000
VOLUME OF TURNOVER (No.) ஶீலஶுலே ஶுலாஶய புரள்வின் அளவு	0	1,000
TRADES (No.) தனுடேனு ஶஶிஶல வியாபாரம்	0	1

GOVT. SECURITIES	TODAY	PRV.DAY
ஶுஶ ஶுஶுலேஶன் அரஶ பிணையங்கள்	ஶட டீன இன்று	ஶூல டீன முன்னைய தினம்
		09-07-2012
VALUE OF TURNOVER(Rs.) ஶீலஶுலே லஶைகல புரள்வின் பெறுமதி	0	3,000,086
VOLUME OF TURNOVER (No.) ஶீலஶுலே ஶுலாஶய புரள்வின் அளவு	0	3,325,200
TRADES (No.) தனுடேனு ஶஶிஶல வியாபாரம்	0	1

Price changes during the week 08-04-2019 to 12-04-2019

42

සතිය තුළ මිල වෙනස්වීම්

வாரத்துக்கான விலை அசைவுகள்

Company Name	Prv. Week's Close Price (Rs.)	Cur. Week's Close Price (Rs.)	Highest Price (Rs.)	Lowest Price (Rs.)	Change in Price During the week(Rs.)	Trade Volume (No.)	Share Volume (No.)	Turnover (Rs.)	52 Week Highest Price(Rs.)	52 Week Lowest Price(Rs.)
සමාගමේ නම	පෙර සතියේ සමාජන මිල	මේ සතියේ සමාජන මිල	ඉහළම මිල	පහළම මිල	සතිය තුළදී මිල වෙනස්වීම්	ගනුදෙනු ප්‍රමාණය	කොටස් ප්‍රමාණය	පිරිවැටුම	සති 52 තුළ ඉහළම මිල	සති 52 තුළ අවම මිල
கம்பனி பெயர்	கடந்த வார நிறைவு விலை	இவ்வார நிறைவு விலை	உயர்ந்த விலை	குறைந்த விலை	வாரத்தின் விலை அசைவு	வியாபார அளவுகள்	அலகு அளவுகள்	புரள்வு	52வார உயர் விலை	52வார குறைந்த விலை

AUTOMOBILES & COMPONENTS

MAIN BOARD

KELANI TYRES	33.00	32.10	33.80	32.10	(0.90)	37	45,325	1,488,562.30	48.00	30.00
--------------	-------	-------	-------	-------	--------	----	--------	--------------	-------	-------

BANKS

MAIN BOARD

AMANA BANK	2.80	2.80	2.90	2.80	0.00	19	72,948	205,527.20	3.60	2.80
COMMERCIAL BANK	100.00	97.70	99.90	97.40	(2.30)	305	272,013	26,824,610.80	138.50	97.00
COMMERCIAL BANK	84.90	82.00	87.00	81.00	(2.90)	124	184,090	15,051,851.10	108.90	81.00
DFCC BANK PLC	71.20	70.30	74.00	70.00	(0.90)	122	475,871	33,673,552.10	119.00	69.50
DFCC BANK PLC	.00	.10	.30	.10	0.10	176	8,505,077	854,948.00	.30	.10
HDFC	23.80	22.70	24.40	22.70	(1.10)	31	7,596	175,273.90	36.00	22.00
HNB	178.00	177.00	180.00	176.20	(1.00)	52	319,280	56,512,935.90	252.90	173.50
HNB	143.00	148.90	150.00	145.00	5.90	36	1,642	241,686.80	192.00	140.00
NAT. DEV. BANK	95.50	99.00	103.50	94.80	3.50	180	201,593	19,488,256.60	138.00	92.00
NATIONS TRUST	90.50	88.00	90.20	88.00	(2.50)	21	17,121	1,539,919.40	94.80	80.00
PAN ASIA	13.00	13.50	13.70	13.00	0.50	9	4,974	66,665.40	16.50	12.30
SAMPATH	170.00	170.00	172.00	167.00	0.00	360	392,072	66,648,825.30	319.50	165.00
SANASA DEV. BANK	62.00	64.40	67.90	60.60	2.40	45	13,949	873,040.90	109.00	59.00
SEYLAN BANK	64.00	63.90	64.40	61.00	(0.10)	30	5,183	322,658.60	90.00	56.00
SEYLAN BANK	39.80	38.10	40.00	37.00	(1.70)	83	53,231	2,030,375.50	59.00	35.10
UNION BANK	11.20	11.30	11.50	11.10	0.10	83	704,063	7,921,144.60	15.80	10.70

CAPITAL GOODS

MAIN BOARD

ACCESS ENG SL	13.30	13.20	13.40	13.10	(0.10)	251	2,845,102	37,803,884.00	21.00	12.70
ACL	32.70	33.20	33.50	32.00	0.50	52	19,677	641,175.00	43.90	32.00
AITKEN SPENCE	45.00	43.00	45.00	42.60	(2.00)	44	34,196	1,507,664.70	56.50	40.00
CENTRAL IND.	29.70	29.00	30.00	28.10	(0.70)	42	17,475	502,494.30	40.00	26.00
DOCKYARD	55.00	53.50	55.00	53.00	(1.50)	31	19,737	1,063,797.00	89.90	50.50
E B CREASY	1,490.00	1,126.90	1,200.00	1,120.00	(363.10)	38	616	695,622.50	1,740.00	1,010.10
FORT LAND	14.20	14.00	14.00	14.00	(0.20)	2	13,000	182,000.00	20.90	12.70
HAYLEYS	169.00	167.90	169.90	165.60	(1.10)	42	2,232	376,961.90	227.00	165.60
HEMAS HOLDINGS	74.70	75.10	78.00	75.00	0.40	34	14,499	1,092,919.30	127.00	73.50
JKH	154.00	153.00	154.00	151.00	(1.00)	128	1,937,502	293,775,039.60	164.80	126.00
KELANI CABLES	68.10	72.90	73.40	72.90	4.80	7	208	15,171.30	100.00	67.10
LANKA ASHOK	628.00	622.20	630.00	600.00	(5.80)	14	131	81,359.50	1,000.00	600.00
LANKA TILES	70.00	70.00	68.00	65.00	0.00	8	113	7,413.60	106.50	63.00
LANKA WALLTILE	60.00	57.30	62.00	57.00	(2.70)	14	1,610	92,307.80	100.00	55.00
LAXAPANA	10.50	10.30	10.60	10.00	(0.20)	27	28,813	290,805.50	13.00	9.40

Price changes during the week 08-04-2019 to 12-04-2019

43

සතිය තුළ මිල වෙනස්වීම්

வாரத்துக்கான விலை அசைவுகள்

Company Name	Prv. Week's Close Price (Rs.)	Cur. Week's Close Price (Rs.)	Highest Price (Rs.)	Lowest Price (Rs.)	Change in Price During the week(Rs.)	Trade Volume (No.)	Share Volume (No.)	Turnover (Rs.)	52 Week Highest Price(Rs.)	52 Week Lowest Price(Rs.)
සමාගමේ නම	පෙර සතියේ සමාජන මිල	මේ සතියේ සමාජන මිල	ඉහළම මිල	පහළම මිල	සතිය තුළදී මිල වෙනස්වීම	ගනුදෙනු ප්‍රමාණය	කොටස් ප්‍රමාණය	පිරිවැටුම	සති 52 තුළ ඉහළම මිල	සති 52 තුළ අවම මිල
கம்பனி பெயர்	கடந்த வார நிறைவு விலை	இவ்வார நிறைவு விலை	உயர்ந்த விலை	குறைந்த விலை	வாரத்தின் விலை அசைவு	வியாபார அளவுகள்	அலகு அளவுகள்	புரள்வு	52வார உயர் விலை	52வார குறைந்த விலை

CAPITAL GOODS

MAIN BOARD

RENUKA HOLDINGS	15.00	15.10	15.40	14.00	0.10	54	97,738	1,478,964.10	21.50	12.60
RENUKA HOLDINGS	10.20	9.50	10.40	9.50	(0.70)	6	3,203	30,518.50	16.00	8.80
RICHARD PIERIS	9.20	9.00	9.50	9.00	(0.20)	60	121,969	1,106,555.00	12.90	9.00
ROYAL CERAMIC	62.00	61.50	62.00	60.10	(0.50)	66	36,246	2,215,460.60	109.50	58.00
SOFTLOGIC	16.00	15.80	16.50	15.50	(0.20)	83	72,625	1,149,966.10	25.80	15.50
UNISYST	14.30	13.50	14.00	13.20	(0.80)	44	10,467	141,883.00	23.20	12.50

DIRI SAVI BOARD

BROWNS	50.00	46.60	49.50	46.50	(3.40)	7	2,107	101,005.20	74.00	46.00
LANKA CERAMIC	139.90	130.00	134.90	121.00	(9.90)	20	606	74,319.30	178.00	121.00
LANKEM CEYLON	21.50	21.50	21.50	21.50	0.00	2	422	9,073.00	44.90	18.10
SERENDIB ENG.GRP	7.00	7.00	7.60	6.60	0.00	66	44,821	326,413.20	10.10	6.00
VALLIBEL ONE	15.00	14.90	15.50	14.70	(0.10)	46	24,387	364,402.00	23.20	13.90

WATCH LIST

OFFICE EQUIPMENT	61.70	61.70	63.60	60.00	0.00	2	90	5,652.00	91.90	55.20
SIERRA CABL	1.70	1.60	1.70	1.60	(0.10)	35	114,677	185,530.60	2.40	1.50

COMMERCIAL & PROFESSIONAL SERVICES

MAIN BOARD

PRINCARE PLC	33.00	30.10	32.00	30.00	(2.90)	4	1,841	55,332.00	37.90	23.50
--------------	-------	-------	-------	-------	--------	---	-------	-----------	-------	-------

WATCH LIST

PARAGON	50.00	49.00	49.60	49.00	(1.00)	5	218	10,684.40	69.00	38.10
---------	-------	-------	-------	-------	--------	---	-----	-----------	-------	-------

CONSUMER DURABLES & APPAREL

MAIN BOARD

ABANS	54.60	53.40	65.00	52.00	(1.20)	51	3,971	213,541.40	95.00	51.00
BLUE DIAMONDS	.40	.50	.50	.40	0.10	14	39,574	18,644.70	1.00	.40
BLUE DIAMONDS	.20	.30	.30	.20	0.10	6	103,206	30,961.30	.40	.20
DANKOTUWA PORCEL	6.00	5.60	6.00	5.50	(0.40)	150	639,762	3,591,381.90	7.70	5.20
HAYLEYS FABRIC	9.00	8.80	9.10	8.80	(0.20)	43	26,410	235,159.70	13.70	8.40
HAYLEYS FIBRE	92.90	89.90	92.90	85.00	(3.00)	77	27,320	2,454,920.90	110.00	60.00
KELSEY	26.70	26.70	26.00	26.00	0.00	1	9	234.00	43.00	20.00
RADIANT GEMS	16.10	17.60	17.70	17.50	1.50	2	300	5,270.00	33.00	15.60
REGNIS	65.00	66.60	66.70	60.50	1.60	30	1,467	96,714.80	104.00	60.00
TEEJAY LANKA	31.50	30.20	30.60	30.00	(1.30)	35	11,791	354,966.10	35.20	27.60

DIRI SAVI BOARD

AMBEON HOLDINGS	9.80	9.50	9.70	9.20	(0.30)	12	15,656	147,925.70	12.00	8.60
SINGER IND.	62.00	63.80	64.90	60.00	1.80	9	569	35,040.10	175.00	47.20

Price changes during the week 08-04-2019 to 12-04-2019

44

සතිය තුළ මිල වෙනස්වීම්

வாரத்துக்கான விலை அசைவுகள்

Company Name	Prv. Week's Close Price (Rs.)	Cur. Week's Close Price (Rs.)	Highest Price (Rs.)	Lowest Price (Rs.)	Change in Price During the week(Rs.)	Trade Volume (No.)	Share Volume (No.)	Turnover (Rs.)	52 Week Highest Price(Rs.)	52 Week Lowest Price(Rs.)
සමාගමේ නම	පෙර සතියේ සමාජන මිල	මේ සතියේ සමාජන මිල	ඉහළම මිල	පහළම මිල	සතිය තුළදී මිල වෙනස්වීම	ගනුදෙනු ප්‍රමාණය	කොටස් ප්‍රමාණය	පිරිවැටුම	සති 52 තුළ ඉහළම මිල	සති 52 තුළ අවම මිල
கம்பனி பெயர்	கடந்த வார நிறைவு விலை	இவ்வார நிறைவு விலை	உயர்ந்த விலை	குறைந்த விலை	வாரத்தின் விலை அசைவு	வியாபார அளவுகள்	அலகு அளவுகள்	புரள்வு	52வார உயர் விலை	52வார குறைந்த விலை

CONSUMER DURABLES & APPAREL

WATCH LIST

AMBEON CAPITAL	4.00	3.80	4.00	3.60	(0.20)	20	5,131	18,927.70	5.80	3.20
----------------	------	------	------	------	--------	----	-------	-----------	------	------

CONSUMER SERVICES

MAIN BOARD

A.SPEN.HOT.HOLD.	25.00	25.10	26.50	24.10	0.10	22	9,606	250,432.00	33.50	21.00
AHOT PROPERTIES	44.90	40.70	43.50	40.70	(4.20)	51	32,883	1,348,340.10	55.00	34.80
AMAYA LEISURE	40.00	39.50	40.00	38.40	(0.50)	11	2,035	81,059.00	60.00	35.00
CITRUS LEISURE	4.30	4.40	4.50	4.00	0.10	23	20,976	88,265.10	8.00	3.80
DOLPHIN HOTELS	25.70	27.50	27.70	27.00	1.80	22	9,761	264,104.00	29.40	23.00
HOTEL SIGIRIYA	58.60	62.00	62.50	57.50	3.40	19	3,087	181,984.40	74.00	45.00
HOTELS CORP.	10.10	10.40	10.50	10.00	0.30	10	7,686	77,726.00	16.50	8.00
HUNAS FALLS	219.80	185.80	210.00	182.00	(34.00)	5	624	115,936.50	225.00	62.00
KANDY HOTELS	4.50	4.50	4.70	4.40	0.00	15	4,087	18,318.90	5.70	4.40
KINGSBURY	13.60	13.50	14.00	13.00	(0.10)	41	21,551	288,968.00	18.90	12.00
RENUKA CITY HOT.	230.60	230.60	230.10	230.00	0.00	2	10	2,300.10	331.70	210.00
SIGIRIYA VILLAGE	46.00	45.00	45.30	45.00	(1.00)	10	5,649	254,272.50	48.50	37.00
TANGERINE	45.00	45.00	45.00	44.00	0.00	7	69	3,102.60	48.50	34.20

DIRI SAVI BOARD

BANSEI RESORTS	6.70	6.00	7.00	5.50	(0.70)	43	12,938	76,423.40	7.30	4.10
BERUWALA RESORTS	.70	.60	.70	.60	(0.10)	11	33,232	19,962.30	.90	.50
CITRUS HIKKADUWA	3.70	3.40	3.80	3.40	(0.30)	14	4,006,330	14,422,658.10	7.90	3.20
CITRUS WASKADUWA	2.10	2.10	2.20	2.00	0.00	42	67,377	136,264.00	3.80	1.80
EDEN HOTEL LANKA	13.20	13.00	13.20	11.00	(0.20)	13	4,742	55,314.70	18.40	10.00
FORTRESS RESORTS	11.30	11.40	11.90	11.00	0.10	68	163,224	1,811,806.50	13.20	8.60
GALADARI	7.00	6.80	7.20	6.70	(0.20)	28	16,102	109,243.70	9.40	6.20
JETWING SYMPHONY	9.70	10.00	10.90	10.00	0.30	16	33,271	332,816.00	15.00	.00
KEELLS HOTELS	7.50	7.60	7.80	7.40	0.10	14	11,588	86,084.60	10.10	7.20
LIGHTHOUSE HOTEL	25.30	26.70	29.50	26.00	1.40	11	1,352	38,966.90	42.00	25.00
MAHAWELI REACH	13.40	12.90	13.00	12.90	(0.50)	9	1,176	15,227.00	18.40	12.50
MARAWILA RESORTS	1.50	1.50	1.60	1.50	0.00	44	138,612	207,960.00	2.50	1.50
NUWARA ELIYA	1,250.00	1,250.00	1,248.00	1,070.00	0.00	7	53	63,565.00	1,300.00	891.00
PALM GARDEN HOTEL	21.50	21.50	22.00	20.00	0.00	3	100	2,002.00	27.80	16.50
PEGASUS HOTELS	25.40	25.40	25.00	24.50	0.00	5	46	1,145.00	33.00	20.00
RENUKA HOTELS	47.00	47.00	48.00	48.00	0.00	1	65	3,120.00	85.00	35.00
ROYAL PALMS	16.00	16.60	16.90	16.00	0.60	16	6,579	106,772.40	19.80	14.00
SERENDIB HOTELS	15.80	15.80	15.10	15.10	0.00	1	5	75.50	20.10	13.50

Price changes during the week 08-04-2019 to 12-04-2019

45

සතිය තුළ මිල වෙනස්වීම්

வாரத்துக்கான விலை அசைவுகள்

Company Name	Prv. Week's Close Price (Rs.)	Cur. Week's Close Price (Rs.)	Highest Price (Rs.)	Lowest Price (Rs.)	Change in Price During the week(Rs.)	Trade Volume (No.)	Share Volume (No.)	Turnover (Rs.)	52 Week Highest Price(Rs.)	52 Week Lowest Price(Rs.)
සමාගමේ නම	පෙර සතියේ සමාජන මිල	මේ සතියේ සමාජන මිල	ඉහළම මිල	පහළම මිල	සතිය තුළදී මිල වෙනස්වීම	ගනුදෙනු ප්‍රමාණය	කොටස් ප්‍රමාණය	පිරිවැටුම	සති 52 තුළ ඉහළම මිල	සති 52 තුළ අවම මිල
கம்பனி பெயர்	கடந்த வார நிறைவு விலை	இவ்வார நிறைவு விலை	உயர்ந்த விலை	குறைந்த விலை	வாரத்தின் விலை அசைவு	வியாபார அளவுகள்	அலகு அளவுகள்	புரள்வு	52வார உயர் விலை	52வார குறைந்த விலை

CONSUMER SERVICES

DIRI SAVI BOARD

SERENDIB HOTELS	13.50	11.10	11.20	11.10	(2.40)	12	8,020	89,022.10	18.00	10.00
TAL LANKA	10.00	9.60	10.50	9.50	(0.40)	50	24,624	241,202.90	17.50	9.10
TRANS ASIA	77.00	79.00	79.00	78.80	2.00	4	228	18,008.40	90.00	67.50

WATCH LIST

ANILANA HOTELS	.90	.90	1.00	.90	0.00	37	217,021	195,329.20	1.50	.70
BROWNS BEACH	11.90	11.90	12.20	11.50	0.00	19	2,499	28,968.60	17.40	11.00

DIVERSIFIED FINANCIALS

MAIN BOARD

ALLIANCE	50.70	50.70	54.50	50.00	0.00	36	8,112	417,807.30	72.50	50.00
ASIA ASSET	7.60	7.40	7.90	7.30	(0.20)	73	32,677	245,111.60	9.00	.80
ASIA ASSET	.10	.10	.10	.10	0.00	3	5,100	510.00	1.00	.10
CDB	79.60	75.80	79.80	75.50	(3.80)	23	1,717	130,899.20	94.00	75.50
CDB	61.50	61.50	61.50	61.10	0.00	56	162,387	9,986,790.40	82.50	61.00
CENTRAL FINANCE	90.10	92.70	94.00	90.00	2.60	20	8,158	740,487.60	105.00	80.10
CEYLON GUARDIAN	66.00	66.00	65.00	65.00	0.00	1	1	65.00	99.80	61.00
CEYLON INV.	36.00	35.00	37.50	35.00	(1.00)	9	2,364	83,962.50	47.70	33.00
DUNAMIS CAPITAL	30.00	30.20	31.60	30.10	0.20	23	1,106	33,948.40	45.00	17.00
FIRST CAPITAL	24.20	24.50	24.90	23.20	0.30	68	40,030	962,093.50	33.00	20.40
L O L C HOLDINGS	94.90	90.00	95.00	90.00	(4.90)	86	144,389	12,995,565.70	138.00	82.40
LANKA VENTURES	40.00	40.00	41.00	40.00	0.00	7	4,125	165,188.40	48.10	35.70
LB FINANCE	128.00	127.00	128.50	126.40	(1.00)	80	22,069	2,805,963.40	129.90	110.00
NATION LANKA	.60	.50	.60	.50	(0.10)	16	58,903	29,852.20	1.00	.50
PEOPLES LEASING	13.70	13.90	14.00	13.60	0.20	37	33,597	468,859.50	17.30	12.90
S M B LEASING	.40	.40	.50	.30	0.00	26	432,414	175,464.70	.70	.30
S M B LEASING	.30	.30	.30	.20	0.00	13	161,689	33,000.50	.30	.20
SINGER FINANCE	13.50	13.30	13.50	13.00	(0.20)	23	7,223	95,247.80	16.40	12.50
VALLIBEL FINANCE	67.00	67.10	69.00	66.00	0.10	41	13,415	907,558.10	72.50	60.00

DIRI SAVI BOARD

ASIA SIYAKA	1.90	1.90	2.00	1.90	0.00	18	20,655	39,315.00	2.40	1.70
BIMPUTH FINANCE	27.00	26.60	27.70	26.60	(0.40)	14	528	14,077.50	42.00	26.50
CFI	50.20	50.20	50.00	50.00	0.00	4	50	2,500.00	65.60	40.00
COM.CREDIT	27.00	27.00	27.00	26.10	0.00	7	1,496	39,594.60	44.30	.00
DIALOG FINANCE	38.50	39.00	39.90	38.60	0.50	18	7,359	287,023.10	78.70	29.00
GUARDIAN CAPITAL	20.00	20.00	20.90	19.70	0.00	5	42	829.80	30.00	17.50
MULTI FINANCE	18.40	19.50	19.90	17.00	1.10	68	61,611	1,145,936.80	21.00	9.20
ORIENT FINANCE	13.00	13.40	13.40	12.90	0.40	64	49,764	652,647.80	19.50	10.50

Price changes during the week 08-04-2019 to 12-04-2019

46

සඳහා වූ මිල වෙනස්වීම්

වාර්ෂිකව පවතින වටිනාකම අනුපාතිකව

Company Name	Prv. Week's Close Price (Rs.)	Cur. Week's Close Price (Rs.)	Highest Price (Rs.)	Lowest Price (Rs.)	Change in Price During the week(Rs.)	Trade Volume (No.)	Share Volume (No.)	Turnover (Rs.)	52 Week Highest Price(Rs.)	52 Week Lowest Price(Rs.)
සමාගමේ නම	පෙර සතියේ සමාජික මිල	මේ සතියේ සමාජික මිල	ඉහළම මිල	පහළම මිල	සතිය තුළදී මිල වෙනස්වීම්	ගනුදෙනු ප්‍රමාණය	කොටස් ප්‍රමාණය	පිරිවැටුම	සති 52 තුළ ඉහළම මිල	සති 52 තුළ අඩම මිල
කම්පනී பெயர்	கடந்த வார நிறைவு விலை	இவ்வார நிறைவு விலை	உயர்ந்த விலை	குறைந்த விலை	வாரத்தின் விலை அசைவு	வியாபார அளவுகள்	அலகு அளவுகள்	புரள்வு	52வார உயர் விலை	52வார குறைந்த விலை

DIVERSIFIED FINANCIALS

DIRI SAVI BOARD

PRIME FINANCE	18.20	18.90	19.00	17.00	0.70	15	1,957	33,761.10	24.00	14.40
RENUKA CAPITAL	3.40	3.50	3.60	3.30	0.10	39	23,614	80,233.50	4.80	3.20
SOFTLOGIC CAP	5.30	5.50	5.70	5.30	0.20	19	26,983	146,504.40	6.50	5.00
SOFTLOGIC FIN	23.00	24.00	24.00	20.20	1.00	14	1,802	40,262.10	37.00	18.00

WATCH LIST

ABANS FINANCIAL	16.50	15.30	16.80	15.10	(1.20)	47	11,271	181,544.80	25.50	14.50
ARPICO	160.00	154.40	159.90	154.00	(5.60)	8	207	32,003.40	200.00	142.00
ASIA CAPITAL	6.10	6.10	6.50	5.70	0.00	44	50,962	313,934.90	9.00	5.30
COMM LEASE & FIN	2.50	2.70	2.70	2.40	0.20	23	25,562	63,215.00	3.00	1.90
LOLC DEV FINANCE	39.90	39.90	42.00	36.00	0.00	2	63	2,484.00	84.00	27.00
LOLC FINANCE	3.30	3.60	3.70	3.20	0.30	214	1,271,281	4,364,931.30	4.20	3.00
MERCANTILE INV	2,580.30	2,580.30	2,600.00	2,600.00	0.00	1	10	26,000.00	2,600.00	2,600.00
MERCHANT BANK	9.70	9.70	10.30	9.60	0.00	126	105,859	1,039,256.00	13.70	7.40
PEOPLE'S MERCH	9.40	9.00	9.20	9.00	(0.40)	7	6,550	59,700.00	13.50	8.20
SINHAPUTHRA FIN	9.90	9.30	9.90	9.00	(0.60)	148	129,937	1,192,704.40	12.80	7.50

ENERGY

MAIN BOARD

LANKA IOC	17.60	17.40	17.60	17.30	(0.20)	94	398,043	6,956,694.10	37.00	17.10
LAUGFS GAS	17.80	16.50	18.00	16.50	(1.30)	49	19,565	338,815.80	29.20	14.60
LAUGFS GAS	14.00	13.80	14.20	13.50	(0.20)	29	6,516	89,156.60	23.30	11.50

FOOD & STAPLES RETAILING

MAIN BOARD

C T HOLDINGS	165.00	165.00	175.00	160.00	0.00	2	7	1,180.00	189.00	145.00
CARGILLS	200.00	200.10	205.10	200.00	0.10	26	37,770	7,612,407.40	209.90	190.00

DIRI SAVI BOARD

TESS AGRO	.40	.40	.50	.40	0.00	25	81,610	33,015.10	1.00	.30
TESS AGRO	.40	.50	.50	.40	0.10	10	39,375	15,761.20	1.20	.30

FOOD, BEVERAGE & TOBACCO

MAIN BOARD

AGALAWATTE	13.20	13.50	13.50	13.50	0.30	3	188	2,538.00	20.80	12.50
BAIRAHA FARMS	121.70	117.00	120.00	115.00	(4.70)	61	32,216	3,807,848.70	140.00	110.00
BALANGODA	13.00	12.30	13.00	11.90	(0.70)	56	15,666	189,083.10	28.00	10.90
BUKIT DARAH	200.00	200.00	205.90	204.00	0.00	4	15	3,075.80	238.00	190.00
CARSONS	155.00	165.00	170.00	155.10	10.00	10	2,166	356,341.60	199.00	137.20
CEYLON TOBACCO	1,310.00	1,305.50	1,360.00	1,300.00	(4.50)	10	201	262,465.00	1,500.00	.00

Price changes during the week 08-04-2019 to 12-04-2019

47

සතිය තුළ මිල වෙනස්වීම්

வாரத்துக்கான விலை அசைவுகள்

Company Name	Prv. Week's Close Price (Rs.)	Cur. Week's Close Price (Rs.)	Highest Price (Rs.)	Lowest Price (Rs.)	Change in Price During the week(Rs.)	Trade Volume (No.)	Share Volume (No.)	Turnover (Rs.)	52 Week Highest Price(Rs.)	52 Week Lowest Price(Rs.)
සමාගමේ නම	පෙර සතියේ සමාජන මිල	මේ සතියේ සමාජන මිල	ඉහළම මිල	පහළම මිල	සතිය තුළදී මිල වෙනස්වීම	ගනුදෙනු ප්‍රමාණය	කොටස් ප්‍රමාණය	පිරිවැටුම	සති 52 තුළ ඉහළම මිල	සති 52 තුළ අවම මිල
கம்பனி பெயர்	கடந்த வார நிறைவு விலை	இவ்வார நிறைவு விலை	உயர்ந்த விலை	குறைந்த விலை	வாரத்தின் விலை அசைவு	வியாபார அளவுகள்	அலகு அளவுகள்	புரள்வு	52வார உயர் விலை	52வார குறைந்த விலை

FOOD, BEVERAGE & TOBACCO

MAIN BOARD

COLD STORES	575.00	575.00	599.90	550.00	0.00	23	1,137	653,707.60	1,000.00	515.00
CONVENIENCE FOOD	399.60	399.60	350.30	350.30	0.00	1	1	350.30	570.00	300.00
GRAIN ELEVATORS	54.10	52.70	56.50	52.50	(1.40)	165	130,116	7,038,608.50	73.20	50.20
HORANA	17.00	17.90	17.90	15.50	0.90	10	1,501	26,085.00	26.80	13.60
KAHAWATTE	39.90	33.80	33.90	32.00	(6.10)	5	169	5,699.50	44.00	30.00
KEGALLE	62.30	60.00	60.00	57.60	(2.30)	8	703	42,138.20	70.00	50.00
KOTAGALA	6.80	6.70	7.00	6.30	(0.10)	39	30,318	197,433.70	11.40	5.90
LANKEM DEV.	3.70	3.40	3.70	3.40	(0.30)	104	476,165	1,654,242.40	7.80	3.20
LION BREWERY	584.40	580.00	585.00	555.00	(4.40)	16	8,251	4,706,391.00	679.00	.00
LMF	109.50	94.40	115.00	90.00	(15.10)	7	1,223	130,555.00	177.90	90.00
MALWATTE	7.80	8.20	8.20	8.10	0.40	3	111	909.20	10.20	5.40
MALWATTE	4.40	4.20	4.40	4.10	(0.20)	17	9,121	39,163.80	9.40	3.90
MELSTACORP	38.10	37.50	39.40	37.00	(0.60)	23	7,126,695	262,390,608.70	62.90	.00
NAMUNUKULA	63.00	63.30	67.00	61.70	0.30	15	1,330	84,198.60	95.00	55.50
NESTLE	1,629.00	1,629.00	1,650.00	1,620.00	0.00	13	95	154,949.80	1,849.90	.00
RENUKA AGRI	2.10	2.10	2.20	2.00	0.00	35	64,192	134,648.50	2.50	1.80
RENUKA FOODS	14.80	15.40	15.50	14.00	0.60	30	22,390	339,125.00	17.90	10.50
RENUKA FOODS	11.10	10.10	11.40	10.00	(1.00)	21	7,510	75,909.50	15.80	8.00
SUNSHINE HOLDING	49.50	44.00	49.90	43.70	(5.50)	20	10,908	490,975.50	60.00	42.00
TALAWAKELLE	53.00	47.00	53.50	45.20	(6.00)	165	74,197	3,829,910.00	59.90	42.50
TEA SMALLHOLDER	26.00	26.00	26.00	26.00	0.00	1	10	260.00	37.50	18.90
THREE ACRE FARMS	98.20	97.10	99.00	90.00	(1.10)	82	19,459	1,896,338.00	120.00	.00
WATAWALA	18.70	18.50	18.90	18.00	(0.20)	22	2,368	43,495.10	30.60	18.00

DIRI SAVI BOARD

BOGAWANTALAWA	11.60	10.60	11.70	10.40	(1.00)	18	1,891	20,203.50	17.30	8.50
BROWNS INVSTMNTS	1.60	1.60	1.70	1.50	0.00	85	715,665	1,080,608.20	3.40	1.50
CEYLON BEVERAGE	846.90	849.90	850.00	800.00	3.00	4	576	488,250.00	899.90	600.00
ELPITIYA	18.20	18.00	18.90	17.60	(0.20)	25	17,721	316,120.80	29.70	17.30
HAPUGASTENNE	17.90	18.40	18.40	16.40	0.50	6	207	3,804.00	28.00	13.50
HARISCHANDRA	1,607.00	1,607.00	1,598.00	1,450.10	0.00	5	12	19,010.10	1,749.90	1,057.10
HATTON	6.80	6.50	6.90	6.40	(0.30)	14	6,652	45,153.60	8.70	6.20
HVA FOODS	2.90	3.80	3.90	2.80	0.90	530	1,839,137	6,347,344.10	6.90	1.80
KEELLS FOOD	124.90	123.50	124.90	123.10	(1.40)	12	817	100,931.70	149.90	121.00
MASKELIYA	10.60	10.20	10.70	9.80	(0.40)	43	9,415	94,432.60	22.00	8.30
RAIGAM SALTERNS	1.90	2.00	2.00	2.00	0.10	2	1,019	2,038.00	2.50	1.80
UDAPUSSELLAWA	29.90	29.00	29.00	25.50	(0.90)	10	751	21,125.50	44.50	23.40

Price changes during the week 08-04-2019 to 12-04-2019

48

සතිය තුළ මිල වෙනස්වීම්

வாரத்துக்கான விலை அசைவுகள்

Company Name	Prv. Week's Close Price (Rs.)	Cur. Week's Close Price (Rs.)	Highest Price (Rs.)	Lowest Price (Rs.)	Change in Price During the week(Rs.)	Trade Volume (No.)	Share Volume (No.)	Turnover (Rs.)	52 Week Highest Price(Rs.)	52 Week Lowest Price(Rs.)
සමාගමේ නම	පෙර සතියේ සමාජන මිල	මේ සතියේ සමාජන මිල	ඉහළම මිල	පහළම මිල	සතිය තුළදී මිල වෙනස්වීම	ගනුදෙනු ප්‍රමාණය	කොටස් ප්‍රමාණය	පිරිවැටුම	සති 52 තුළ ඉහළම මිල	සති 52 තුළ අවම මිල
கம்பனி பெயர்	கடந்த வார நிறைவு விலை	இவ்வார நிறைவு விலை	உயர்ந்த விலை	குறைந்த விலை	வாரத்தின் விலை அசைவு	வியாபார அளவுகள்	அலகு அளவுகள்	புரள்வு	52வார உயர் விலை	52வார குறைந்த விலை

FOOD, BEVERAGE & TOBACCO

WATCH LIST

DISTILLERIES	15.00	15.00	15.00	14.40	0.00	29	292,274	4,238,079.80	23.50	14.30
GOOD HOPE	902.60	902.60	820.10	816.00	0.00	14	78	63,724.30	1,346.00	700.00
INDO MALAY	1,300.00	1,300.00	1,240.00	1,240.00	0.00	1	1	1,240.00	1,620.00	977.10
MADULSIMA	6.10	6.00	6.20	5.90	(0.10)	40	14,735	88,245.10	11.80	5.60
SELINSING	711.40	711.40	660.00	660.00	0.00	4	5	3,300.00	835.00	537.30
SHALIMAR	1,497.60	1,497.60	1,475.00	1,475.00	0.00	1	10	14,750.00	1,870.00	1,125.00

HEALTH CARE EQUIPMENT & SERVICES

MAIN BOARD

ASIRI	20.00	20.00	20.50	19.20	0.00	26	241,780	4,835,426.80	27.00	19.20
ASIRI SURG	9.50	9.00	9.50	8.90	(0.50)	55	30,694	281,689.50	10.80	8.90
DURDANS	72.30	75.00	75.00	71.00	2.70	7	785	57,377.50	87.00	68.50
DURDANS	67.60	68.00	71.80	67.60	0.40	17	29,002	1,972,105.20	76.00	54.20
MULLERS	.60	.60	.70	.60	0.00	15	48,894	29,336.90	1.00	.50
NAWALOKA	4.30	4.20	4.30	4.10	(0.10)	10	6,574	27,565.20	4.80	4.10

DIRI SAVI BOARD

E - CHANNELLING	4.20	4.00	4.30	3.80	(0.20)	32	14,610	60,812.30	6.10	3.80
SINGHE HOSPITALS	1.30	1.40	1.60	1.30	0.10	37	13,143	17,330.50	1.80	1.10

WATCH LIST

LANKA HOSPITALS	44.20	46.40	46.50	43.50	2.20	11	1,152	52,814.90	59.90	39.00
-----------------	-------	-------	-------	-------	------	----	-------	-----------	-------	-------

HOUSEHOLD & PERSONAL PRODUCTS

DIRI SAVI BOARD

BPPL HOLDINGS	10.20	10.20	10.50	10.10	0.00	3	4,110	41,954.60	13.50	9.80
---------------	-------	-------	-------	-------	------	---	-------	-----------	-------	------

INSURANCE

MAIN BOARD

CEYLINCO INS.	2,123.60	2,123.60	2,115.00	2,110.00	0.00	3	3	6,335.00	2,125.00	.00
CEYLINCO INS.	900.40	930.00	950.00	930.00	29.60	17	204	189,800.00	1,078.80	900.00
HNB ASSURANCE	120.40	119.20	121.30	117.50	(1.20)	41	6,302	751,596.70	143.90	89.50
JANASHAKTHI INS.	26.70	26.20	26.50	25.50	(0.50)	165	287,045	7,434,209.40	31.50	20.00
PEOPLE'S INS	18.50	18.60	18.70	18.30	0.10	34	35,219	654,259.40	24.00	18.20

DIRI SAVI BOARD

AMANA LIFE	9.10	9.10	9.10	8.90	0.00	16	374	3,371.20	13.50	1.10
AMANA TAKAFUL	5.50	5.50	6.10	5.70	0.00	9	59	348.50	9.40	.70
ARPICO INSURANCE	17.70	17.70	17.70	17.20	0.00	3	56	988.70	20.00	16.20
Softlogic Life	34.10	33.50	34.50	32.40	(0.60)	49	37,571	1,242,733.50	50.40	21.50
UNION ASSURANCE	299.00	305.00	310.00	286.00	6.00	27	988	297,020.90	364.00	160.10

Price changes during the week 08-04-2019 to 12-04-2019

49

සතිය තුළ මිල වෙනස්වීම්

வாரத்துக்கான விலை அசைவுகள்

Company Name	Prv. Week's Close Price (Rs.)	Cur. Week's Close Price (Rs.)	Highest Price (Rs.)	Lowest Price (Rs.)	Change in Price During the week(Rs.)	Trade Volume (No.)	Share Volume (No.)	Turnover (Rs.)	52 Week Highest Price(Rs.)	52 Week Lowest Price(Rs.)
සමාගමේ නම	පෙර සතියේ සමාජන මිල	මේ සතියේ සමාජන මිල	ඉහළම මිල	පහළම මිල	සතිය තුළදී මිල වෙනස්වීම්	ගනුදෙනු ප්‍රමාණය	කොටස් ප්‍රමාණය	පිරිවැටුම	සති 52 තුළ ඉහළම මිල	සති 52 තුළ අවම මිල
கம்பனி பெயர்	கடந்த வார நிறைவு விலை	இவ்வார நிறைவு விலை	உயர்ந்த விலை	குறைந்த விலை	வாரத்தின் விலை அசைவு	வியாபார அளவுகள்	அலகு அளவுகள்	புரள்வு	52வார உயர் விலை	52வார குறைந்த விலை

MATERIALS

MAIN BOARD

ACL PLASTICS	81.00	81.00	81.00	76.00	0.00	6	109	8,824.00	128.90	67.00
ACME	3.50	3.80	4.20	3.40	0.30	73	175,487	677,103.00	7.10	3.10
CHEVRON	63.70	59.60	63.50	50.00	(4.10)	356	5,290,068	266,320,977.50	105.50	50.00
CIC	38.00	38.00	39.40	38.00	0.00	11	2,149	81,861.20	59.90	36.00
CIC	29.00	27.00	27.00	27.00	(2.00)	5	4,080	110,160.00	43.00	25.10
DIPPED PRODUCTS	82.00	82.80	85.00	82.50	0.80	4	113	9,358.00	99.10	66.20
HAYCARB	130.00	130.00	137.50	130.00	0.00	15	1,954	264,301.60	154.90	120.00
LANKA ALUMINIUM	58.90	58.90	60.90	55.30	0.00	19	167	9,378.50	70.00	44.30
PIRAMAL GLASS	3.40	3.50	3.50	3.30	0.10	65	221,913	755,711.00	6.00	3.30
SWISSTEK	35.60	34.70	36.00	32.50	(0.90)	24	1,452	48,874.00	61.90	31.80
TOKYO CEMENT	22.00	20.60	22.40	20.50	(1.40)	103	65,915	1,394,086.50	58.90	20.00
TOKYO CEMENT	19.10	18.00	19.00	18.00	(1.10)	78	1,161,171	20,913,637.10	48.70	17.50

DIRI SAVI BOARD

AGSTAR PLC	4.30	4.50	4.60	4.00	0.20	6	119	532.70	5.10	3.20
ALUMEX PLC	9.80	10.00	10.00	9.70	0.20	33	49,600	494,884.70	18.00	9.00
BOGALA GRAPHITE	12.30	12.70	12.70	12.40	0.40	7	464	5,831.50	15.70	12.00
RICH PIERIS EXP	211.50	210.90	215.00	208.00	(0.60)	28	1,406	297,711.10	248.00	160.00

WATCH LIST

INDUSTRIAL ASPH.	395.00	395.00	388.00	310.20	0.00	3	11	3,490.00	410.00	273.90
------------------	--------	--------	--------	--------	------	---	----	----------	--------	--------

PHARMACEUTICALS, BIOTECHNOLOGY & LI

WATCH LIST

MORISONS	500.00	550.10	569.90	470.00	50.10	27	865	438,709.20	664.00	380.00
----------	--------	--------	--------	--------	-------	----	-----	------------	--------	--------

REAL ESTATE

MAIN BOARD

COLOMBO CITY	744.00	744.00	749.90	676.00	0.00	12	87	63,694.20	900.00	582.00
COLOMBO LAND	12.40	12.40	12.40	11.70	0.00	6	8,495	100,961.00	20.50	11.10
LANKA REALTY	26.00	24.70	26.00	22.20	(1.30)	46	7,909	187,783.30	39.50	18.00
LEE HEDGES	75.00	70.00	70.10	70.00	(5.00)	6	2,000	140,002.30	88.80	54.30
OVERSEAS REALTY	15.40	15.80	16.10	15.20	0.40	49	74,424	1,154,076.80	18.00	14.60
R I L PROPERTY	6.10	6.20	6.30	6.00	0.10	47	33,000	200,929.70	7.70	6.00
SEYLAN DEVTS	10.10	10.00	10.40	10.00	(0.10)	63	49,360	496,308.40	13.80	9.80
YORK ARCADE	70.10	70.10	80.00	72.00	0.00	3	70	5,361.50	111.00	70.10

DIRI SAVI BOARD

C T LAND	29.90	30.10	30.80	29.80	0.20	12	3,608	108,385.70	33.90	26.10
EQUITY TWO PLC	53.00	53.00	58.70	43.40	0.00	2	2	102.10	74.80	42.00

Price changes during the week 08-04-2019 to 12-04-2019

50

සතිය තුළ මිල වෙනස්වීම්

வாரத்துக்கான விலை அசைவுகள்

Company Name	Prv. Week's Close Price (Rs.)	Cur. Week's Close Price (Rs.)	Highest Price (Rs.)	Lowest Price (Rs.)	Change in Price During the week(Rs.)	Trade Volume (No.)	Share Volume (No.)	Turnover (Rs.)	52 Week Highest Price(Rs.)	52 Week Lowest Price(Rs.)
සමාගමේ නම	පෙර සතියේ සමාජන මිල	මේ සතියේ සමාජන මිල	ඉහළම මිල	පහළම මිල	සතිය තුළදී මිල වෙනස්වීම	ගනුදෙනු ප්‍රමාණය	කොටස් ප්‍රමාණය	පිරිවැටුම	සති 52 තුළ ඉහළම මිල	සති 52 තුළ අවම මිල
கம்பனி பெயர்	கடந்த வார நிறைவு விலை	இவ்வார நிறைவு விலை	உயர்ந்த விலை	குறைந்த விலை	வாரத்தின் விலை அசைவு	வியாபார அளவுகள்	அலகு அளவுகள்	புரள்வு	52வார உயர் விலை	52வார குறைந்த விலை

REAL ESTATE

DIRI SAVI BOARD

MILLENNIUM HOUSE	7.70	7.70	7.70	7.00	0.00	23	115	868.80	11.60	6.00
------------------	------	------	------	------	------	----	-----	--------	-------	------

WATCH LIST

COMMERCIAL DEV.	71.50	71.50	72.00	72.00	0.00	1	85	6,120.00	80.00	66.20
EAST WEST	17.40	17.90	20.00	16.90	0.50	1,942	4,295,813	79,883,371.10	20.50	11.90
PDL	116.00	117.00	117.00	117.00	1.00	3	572	66,924.00	133.00	100.10
SERENDIB LAND	1,300.00	1,300.00	1,300.00	1,300.00	0.00	1	4	5,200.00	1,852.10	1,120.00

RETAILING

MAIN BOARD

C M HOLDINGS	38.00	37.80	38.00	35.60	(0.20)	26	13,321	504,940.20	72.50	35.20
DIMO	300.00	296.10	300.00	296.00	(3.90)	15	364	108,014.50	475.00	290.00
EASTERN MERCHANT	4.00	3.90	4.00	3.90	(0.10)	27	33,391	130,243.80	5.90	3.70
SINGER SRI LANKA	27.40	26.50	27.10	25.00	(0.90)	22	8,782	228,960.40	41.00	24.50
UNITED MOTORS	68.00	68.00	68.50	68.00	0.00	22	10,647	724,051.10	87.40	66.00

DIRI SAVI BOARD

C.W.MACKIE	38.10	38.40	38.50	38.40	0.30	2	1,050	40,325.00	52.40	37.00
CEYLON TEA BRKRS	2.80	2.80	2.90	2.80	0.00	15	25,228	70,792.20	3.90	2.50
JOHN KEELLS	51.00	51.00	55.00	52.70	0.00	5	20	1,061.50	65.90	46.00
SATHOSA MOTORS	366.20	356.20	394.00	355.00	(10.00)	33	927	336,929.90	550.00	300.00

WATCH LIST

ODEL PLC	26.00	26.00	26.00	24.10	0.00	10	4,224	109,782.40	32.50	22.10
----------	-------	-------	-------	-------	------	----	-------	------------	-------	-------

TELECOMMUNICATION SERVICES

MAIN BOARD

DIALOG	9.50	9.10	9.50	9.00	(0.40)	586	39,207,494	356,800,183.60	14.80	9.00
SLT	23.10	23.00	23.30	22.20	(0.10)	17	1,277	29,333.00	30.00	18.90

TRANSPORTATION

MAIN BOARD

EXPOLANKA	4.10	4.20	4.20	4.00	0.10	71	480,322	2,009,317.30	5.10	3.80
-----------	------	------	------	------	------	----	---------	--------------	------	------

WATCH LIST

MERC. SHIPPING	69.70	45.10	66.40	45.00	(24.60)	7	311	17,171.40	90.00	45.00
----------------	-------	-------	-------	-------	---------	---	-----	-----------	-------	-------

UTILITIES

MAIN BOARD

LVL ENERGY	8.00	8.00	9.00	7.80	0.00	17	45,472	363,177.00	9.80	7.30
PANASIAN POWER	3.00	2.90	3.00	2.90	(0.10)	30	134,272	389,394.30	3.50	2.80

Price changes during the week 08-04-2019 to 12-04-2019

51

සහිත තුළ මිල වෙනස්වීම්

වාර්තා කළ හැකි වශයෙන් විකල්ප අයිතම

Company Name	Prv. Week's Close Price (Rs.)	Cur. Week's Close Price (Rs.)	Highest Price (Rs.)	Lowest Price (Rs.)	Change in Price During the week(Rs.)	Trade Volume (No.)	Share Volume (No.)	Turnover (Rs.)	52 Week Highest Price(Rs.)	52 Week Lowest Price(Rs.)
සමාගමේ නම	පෙර සතියේ සමාජන මිල	මේ සතියේ සමාජන මිල	ඉහළම මිල	පහළම මිල	සහිත තුළ මිල වෙනස්වීම්	ගනුදෙනු ප්‍රමාණය	කොටස් ප්‍රමාණය	පිරිවැටුම	සහි 52 තුළ ඉහළම මිල	සහි 52 තුළ අඩම මිල
කම්පනි பெயர்	கடந்த வார நிறைவு விலை	இவ்வார நிறைவு விலை	உயர்ந்த விலை	குறைந்த விலை	வாரத்தின் விலை அசைவு	வியாபார அளவுகள்	அலகு அளவுகள்	புரள்வு	52வார உயர் விலை	52வார குறைந்த விலை

UTILITIES

MAIN BOARD

RESUS ENERGY	18.40	18.30	19.50	18.30	(0.10)	57	62,604	1,148,330.50	33.00	18.10
VALLIBEL	6.10	5.90	6.20	5.90	(0.20)	17	17,096	102,487.90	7.50	5.90
VIDULLANKA	4.40	4.40	4.40	4.20	0.00	22	5,002,412	21,014,528.60	5.00	4.10

WATCH LIST

LOTUS HYDRO	5.60	5.60	5.60	5.60	0.00	2	100	560.00	6.10	4.20
-------------	------	------	------	------	------	---	-----	--------	------	------

GICS Industry Group Statistics

GICS කර්මාන්ත සමූහයන්හි සංඛ්‍යා දත්ත

GICS துறைத் தொகுதி புள்ளிவிபரங்கள்

Industry Group	Market capitalization	Turnover පිරිවැටුම		Trades (No.)	PER	PBV	DY Companies		Companies Listed
කර්මාන්ත සමූහය	වෙළෙඳපොළ ප්‍රාග්ධනීකරණය	පුරුණු Value(Rs.)	Volume(No.)	ගනුදෙනු	මිල ලපසුම අනුපාතය	මිල පොත් අගයෙහි අනුපාතයක් ලෙස	ලාභාංශ ඵලදාව	ගනුදෙනු වූ සමාගම්	ලැයිස්තුගත සමාගම්
துறைத் தொகுதி	சந்தை முதலாக்கம்	වටිනාකම பெறுமதி	ප්‍රමාණය அளவு	வியாபாரம்	விலை உழைப்பு விகிதம்	விலை புத்தகப் பெறுமதி	பங்குலாப விளைவு	வியாபாரம் நிறைவுற்ற கம்பனிகள்	பட்டியல் படுத்தப்பட்ட கம்பனிகள்
AUTOMOBILES & COMPONENTS	2,645,160,000.00	1,488,562.30	45,325.00	37	4.42	.54	7.79	1	1
BANKS	349,957,373,924.60	232,431,272.10	11,230,703.00	1,676	4.98	.66	2.93	12	16
CAPITAL GOODS	392,368,966,942.90	345,318,358.60	5,464,269.00	1,225	10.02	.73	3.91	27	31
COMMERCIAL & PROFESSIONAL SERVICES	3,535,355,389.00	66,016.40	2,059.00	9	N/A	.94	.13	2	5
CONSUMER DURABLES & APPAREL	35,533,000,422.40	7,203,688.30	875,166.00	450	37.81	.96	6.21	12	14
CONSUMER SERVICES	117,483,880,225.80	21,036,747.50	4,867,208.00	706	103.91	1.63	.81	35	38
DIVERSIFIED FINANCIALS	233,849,032,134.30	40,104,392.30	2,947,238.00	1,565	5.30	1.01	2.93	38	53
ENERGY	15,510,004,686.00	7,384,666.50	424,124.00	172	N/A	.76	2.23	2	3
FOOD & STAPLES RETAILING	84,029,647,994.80	7,662,363.70	158,762.00	63	22.22	2.11	2.11	3	5
FOOD, BEVERAGE & TOBACCO	729,055,874,602.30	301,505,416.40	10,939,388.00	1,812	15.23	2.57	3.8	45	55
HEALTH CARE EQUIPMENT & SERVICES	48,194,772,579.30	7,334,458.80	386,634.00	210	15.97	1.68	3.28	8	10
HOUSEHOLD & PERSONAL PRODUCTS	5,354,863,941.40	41,954.60	4,110.00	3	12.81	1.76	2.41	1	2
INSURANCE	143,418,402,037.80	10,580,663.30	367,821.00	364	3.39	1.52	3.72	9	11
MATERIALS	50,679,708,619.00	291,396,722.40	6,976,178.00	836	7.71	.86	7.95	15	22
PHARMACEUTICALS, BIOTECHNOLOGY & LIFE SCIENCE	4,735,500,490.00	438,709.20	865.00	27	4.87	1.30	2.39	1	2
REAL ESTATE	53,924,631,614.60	82,420,088.90	4,475,544.00	2,216	5.04	.55	4.75	15	20
RETAILING	37,676,592,238.50	2,255,101.00	97,954.00	177	16.02	.61	5.81	10	12
TELECOMMUNICATION SERVICES	114,717,733,485.50	356,829,516.60	39,208,771.00	603	5.51	.82	7.87	2	2
TRANSPORTATION	8,338,667,550.00	2,026,488.70	480,633.00	78	7.84	.72	0	2	2
UTILITIES	16,447,400,746.30	23,018,478.30	5,261,956.00	145	9.99	1.96	6.48	6	6

GICS Industry Group Wise Top 5 Gainers for the week /

සතිස තුළ ඉහළ මිලින් වර්තා කළ සමාගම් අතර ප්‍රමුඛතම සමාගම් 05 (කර්මාන්ත සමූහයන් වශයෙන්) /

வாரத்தில் துறையடிப்படையில் முதல் 5 சிறந்த ஆதாயமீட்டிய பிணையங்கள்

MATERIALS				CAPITAL GOODS			
Company Name සමාගමේ නම கம்பனி பெயர்	Current Close Price (Rs.) වත්මන් සමාජිත මිල	Previous Close Price (Rs.) පෙර සමාජිත	Change වෙනස %	Company Name සමාගමේ නම கம்பனி பெயர்	Current Close Price (Rs.) වත්මන් සමාජිත මිල	Previous Close Price (Rs.) පෙර සමාජිත	Change වෙනස %
	தற்போதைய நிறைவு விலை	முன்னைய நிறைவு விலை	அசைவு %		தற்போதைய நிறைவு விலை	முன்னைய நிறைவு விலை	அசைவு %
ACME	3.80	3.50	8.57	KELANI CABLES	72.90	68.10	7.05
AGSTAR PLC	4.50	4.30	4.65	ACL	33.20	32.70	1.53
BOGALA GRAPHITE (+)	12.70	12.30	3.25	RENUKA HOLDINGS	15.10	15.00	.67
PIRAMAL GLASS	3.50	3.40	2.94	HEMAS HOLDINGS	75.10	74.70	.54
ALUMEX PLC	10.00	9.80	2.04				
TRANSPORTATION				CONSUMER DURABLES & APPAREL			
Company Name සමාගමේ නම கம்பனி பெயர்	Current Close Price (Rs.) වත්මන් සමාජිත මිල	Previous Close Price (Rs.) පෙර සමාජිත	Change වෙනස %	Company Name සමාගමේ නම கம்பனி பெயர்	Current Close Price (Rs.) වත්මන් සමාජිත මිල	Previous Close Price (Rs.) පෙර සමාජිත	Change වෙනස %
	தற்போதைய நிறைவு விலை	முன்னைய நிறைவு விலை	அசைவு %		தற்போதைய நிறைவு விலை	முன்னைய நிறைவு விலை	அசைவு %
EXPOLANKA	4.20	4.10	2.44	BLUE DIAMONDS[BLUE.X0000]	.30	.20	50.00
				BLUE DIAMONDS	.50	.40	25.00
				RADIANT GEMS	17.60	16.10	9.32
				SINGER IND. (+)	63.80	62.00	2.90
				REGNIS (+)	66.60	65.00	2.46
CONSUMER SERVICES				RETAILING			
Company Name සමාගමේ නම கம்பனி பெயர்	Current Close Price (Rs.) වත්මන් සමාජිත මිල	Previous Close Price (Rs.) පෙර සමාජිත	Change වෙනස %	Company Name සමාගමේ නම கம்பனி பெயர்	Current Close Price (Rs.) වත්මන් සමාජිත මිල	Previous Close Price (Rs.) පෙර සමාජිත	Change වෙනස %
	தற்போதைய நிறைவு விலை	முன்னைய நிறைவு விலை	அசைவு %		தற்போதைய நிறைவு விலை	முன்னைய நிறைவு விலை	அசைவு %
DOLPHIN HOTELS	27.50	25.70	7.00	C.W.MACKIE	38.40	38.10	.79
HOTEL SIGIRIYA	62.00	58.60	5.80				
LIGHTHOUSE HOTEL	26.70	25.30	5.53				
ROYAL PALMS	16.60	16.00	3.75				
JETWING SYMPHONY	10.00	9.70	3.09				
FOOD & STAPLES RETAILING				FOOD, BEVERAGE & TOBACCO			
Company Name සමාගමේ නම கம்பனி பெயர்	Current Close Price (Rs.) වත්මන් සමාජිත මිල	Previous Close Price (Rs.) පෙර සමාජිත	Change වෙනස %	Company Name සමාගමේ නම கம்பனி பெயர்	Current Close Price (Rs.) වත්මන් සමාජිත මිල	Previous Close Price (Rs.) පෙර සමාජිත	Change වෙනස %
	தற்போதைய நிறைவு விலை	முன்னைய நிறைவு விலை	அசைவு %		தற்போதைய நிறைவு விலை	முன்னைய நிறைவு விலை	அசைவு %
TESS AGRO[TESS.X0000]	.50	.40	25.00	HVA FOODS	3.80	2.90	31.03
CARGILLS	200.10	200.00	.05	CARSONS	165.00	155.00	6.45
				HORANA	17.90	17.00	5.29
				RAIGAM SALTERNS	2.00	1.90	5.26
				MALWATTE (+)	8.20	7.80	5.13

GICS Industry Group Wise Top 5 Gainers for the week /

සති 5 තුළ ඉහළ මිල 5 ක් වර්ධනය වූ සමාගම් අතර ප්‍රමුඛතම සමාගම් 05 (කර්මාන්ත සමූහයන් වශයෙන්) /

வாரத்தில் துறையடிப்படையில் முதல் 5 சிறந்த ஆதாயமீட்டிய பிணையங்கள்

HEALTH CARE EQUIPMENT & SERVICES

Company Name සමාගමේ නම கம்பனி பெயர்	Current Close Price (Rs.) වත්මන් සමාජිත මිල தற்போதைய நிறைவு விலை	Previous Close Price (Rs.) පෙර සමාජිත මිල முன்னைய நிறைவு விலை	Change (%) වෙනස % அசைவு %
SINGHE HOSPITALS	1.40	1.30	7.69
LANKA HOSPITALS (+)	46.40	44.20	4.98
DURDANS	75.00	72.30	3.73
DURDANS[CHL.X0000]	68.00	67.60	.59

PHARMACEUTICALS, BIOTECHNOLOGY & LIFE SCIENCE

Company Name සමාගමේ නම கம்பனி பெயர்	Current Close Price (Rs.) වත්මන් සමාජිත මිල தற்போதைய நிறைவு விலை	Previous Close Price (Rs.) පෙර සමාජිත මිල முன்னைய நிறைவு விலை	Change (%) වෙනස % அசைவு %
MORISONS[MORI.X0000]	550.10	500.00	10.02

BANKS

Company Name සමාගමේ නම கம்பனி பெயர்	Current Close Price (Rs.) වත්මන් සමාජිත මිල தற்போதைய நிறைவு விலை	Previous Close Price (Rs.) පෙර සමාජිත මිල முன்னைய நிறைவு விலை	Change (%) වෙනස % அசைவு %
HNB[HNB.X0000] (+)	148.90	143.00	4.13
SANASA DEV. BANK (+)	64.40	62.00	3.87
PAN ASIA (+)	13.50	13.00	3.85
NAT. DEV. BANK (+)	99.00	95.50	3.66
UNION BANK (+)	11.30	11.20	.89

DIVERSIFIED FINANCIALS

Company Name සමාගමේ නම கம்பனி பெயர்	Current Close Price (Rs.) වත්මන් සමාජිත මිල தற்போதைய நிறைவு விலை	Previous Close Price (Rs.) පෙර සමාජිත මිල முன்னைய நிறைவு விலை	Change (%) වෙනස % அசைவு %
LOLC FINANCE	3.60	3.30	9.09
COMM LEASE & FIN	2.70	2.50	8.00
MULTI FINANCE	19.50	18.40	5.98
SOFTLOGIC FIN	24.00	23.00	4.35
PRIME FINANCE	18.90	18.20	3.85

INSURANCE

Company Name සමාගමේ නම கம்பனி பெயர்	Current Close Price (Rs.) වත්මන් සමාජිත මිල தற்போதைய நிறைவு விலை	Previous Close Price (Rs.) පෙර සමාජිත මිල முன்னைய நிறைவு விலை	Change (%) වෙනස % அசைவு %
CEYLINCO INS.[CINS.X0000] (+)	930.00	900.40	3.29
UNION ASSURANCE (+)	305.00	299.00	2.01
PEOPLE'S INS (+)	18.60	18.50	.54

REAL ESTATE

Company Name සමාගමේ නම கம்பனி பெயர்	Current Close Price (Rs.) වත්මන් සමාජිත මිල தற்போதைய நிறைவு விலை	Previous Close Price (Rs.) පෙර සමාජිත මිල முன்னைய நிறைவு விலை	Change (%) වෙනස % அசைவு %
EAST WEST	17.90	17.40	2.87
OVERSEAS REALTY (+)	15.80	15.40	2.60
R I L PROPERTY	6.20	6.10	1.64
PDL (+)	117.00	116.00	.86
C T LAND	30.10	29.90	.67

GICS Industry Group Wise Top 5 Losers for the week /

මිල ගණන් පහළ ගිය සමාගම් අතර ප්‍රමුඛතම සමාගම් 05 (කර්මාන්ත සමූහයන් වශයෙන්)

வாரத்தில் துறையடிப்படையில் முதல் 5 மதிப்பிழந்த பிணையங்கள்

ENERGY

Company Name සමාගමේ නම கம்பனி பெயர்	Current Close Price (Rs.) වත්මන් සමාජිත මිල தற்போதைய நிறைவு விலை	Previous Close Price (Rs.) පෙර සමාජිත මිල முன்னைய நிறைவு விலை	Change (%) වෙනස % அசைவு %
LAUGFS GAS	16.50	17.80	- 7.30
LAUGFS GAS[LGL.X0000]	13.80	14.00	- 1.43
LANKA IOC	17.40	17.60	- 1.14

MATERIALS

Company Name සමාගමේ නම கம்பனி பெயர்	Current Close Price (Rs.) වත්මන් සමාජිත මිල தற்போதைய நிறைவு விலை	Previous Close Price (Rs.) පෙර සමාජිත මිල முன்னைய நிறைவு விலை	Change (%) වෙනස % அசைவு %
CIC[CIC.X0000]	27.00	29.00	- 6.90
CHEVRON (+)	59.60	63.70	- 6.44
TOKYO CEMENT	20.60	22.00	- 6.36
TOKYO CEMENT[TKYO.X0000]	18.00	19.10	- 5.76
SWISSTEK	34.70	35.60	- 2.53

CAPITAL GOODS

Company Name සමාගමේ නම கம்பனி பெயர்	Current Close Price (Rs.) වත්මන් සමාජිත මිල தற்போதைய நிறைவு விலை	Previous Close Price (Rs.) පෙර සමාජිත මිල முன்னைய நிறைவு விலை	Change (%) වෙනස % அசைவு %
E B CREAMY	1,126.90	1,490.00	- 24.37
LANKA CERAMIC	130.00	139.90	- 7.08

GICS Industry Group Wise Top 5 Losers for the week /

මිල ගණන් පහළ ගිය 5 සමාගම් අතර ප්‍රමුඛතම සමාගම් 05 (කර්මාන්ත සමූහයන් වශයෙන්)

வாரத்தில் துறையடிப்படையில் முதல் 5 மதிப்பிழந்த பிணையங்கள்

CAPITAL GOODS			
Company Name සමාගමේ නම கம்பனி பெயர்	Current Close Price (Rs.) වත්මන් සමාජීත තර්ථොතොය නිරොවු වර්ලො	Previous Close Price (Rs.) පෙර සමාජීත මුණ්ණොය නිරොවු වර්ලො	Change (%) වෙනස % அசைவு %
RENUKA HOLDINGS[RHL.X0000]	9.50	10.20	- 6.86
BROWNS	46.60	50.00	- 6.80
SIERRA CABL	1.60	1.70	- 5.88

TRANSPORTATION			
Company Name සමාගමේ නම கம்பனி பெயர்	Current Close Price (Rs.) වත්මන් සමාජීත තර්ථොතොය නිරොවු වර්ලො	Previous Close Price (Rs.) පෙර සමාජීත මුණ්ණොය නිරොවු වර්ලො	Change (%) වෙනස % அசைவு %
MERC. SHIPPING	45.10	69.70	- 35.29

CONSUMER DURABLES & APPAREL			
Company Name සමාගමේ නම கம்பனி பெயர்	Current Close Price (Rs.) වත්මන් සමාජීත තර්ථොතොය නිරොවු වර්ලො	Previous Close Price (Rs.) පෙර සමාජීත මුණ්ණොය නිරොවු වර්ලො	Change (%) වෙනස % அசைவு %
DANKOTUWA PORCEL	5.60	6.00	- 6.67
AMBEON CAPITAL	3.80	4.00	- 5.00
TEEJAY LANKA	30.20	31.50	- 4.13
HAYLEYS FIBRE	89.90	92.90	- 3.23
AMBEON HOLDINGS	9.50	9.80	- 3.06

RETAILING			
Company Name සමාගමේ නම கம்பனி பெயர்	Current Close Price (Rs.) වත්මන් සමාජීත තර්ථොතොය නිරොවු වර්ලො	Previous Close Price (Rs.) පෙර සමාජීත මුණ්ණොය නිරොවු වර්ලො	Change (%) වෙනස % அசைவு %
SINGER SRI LANKA (+)	26.50	27.40	- 3.28
SATHOSA MOTORS	356.20	366.20	- 2.73
EASTERN MERCHANT	3.90	4.00	- 2.50
DIMO	296.10	300.00	- 1.30
C M HOLDINGS	37.80	38.00	- .53

HEALTH CARE EQUIPMENT & SERVICES			
Company Name සමාගමේ නම கம்பனி பெயர்	Current Close Price (Rs.) වත්මන් සමාජීත තර්ථොතොය නිරොවු වර්ලො	Previous Close Price (Rs.) පෙර සමාජීත මුණ්ණොය නිරොවු වර්ලො	Change (%) වෙනස % அசைவு %
ASIRI SURG	9.00	9.50	- 5.26
E - CHANNELLING	4.00	4.20	- 4.76
NAWALOKA	4.20	4.30	- 2.33

DIVERSIFIED FINANCIALS			
DIVERSIFIED FINANCIALS			
DIVERSIFIED FINANCIALS			

COMMERCIAL & PROFESSIONAL SERVICES			
Company Name සමාගමේ නම கம்பனி பெயர்	Current Close Price (Rs.) වත්මන් සමාජීත තර්ථොතොය නිරොවු වර්ලො	Previous Close Price (Rs.) පෙර සමාජීත මුණ්ණොය නිරොවු වර්ලො	Change (%) වෙනස % அசைவு %
PRINTCARE PLC	30.10	33.00	- 8.79
PARAGON	49.00	50.00	- 2.00

AUTOMOBILES & COMPONENTS			
Company Name සමාගමේ නම கம்பனி பெயர்	Current Close Price (Rs.) වත්මන් සමාජීත තර්ථොතොය නිරොවු වර්ලො	Previous Close Price (Rs.) පෙර සමාජීත මුණ්ණොය නිරොවු වර්ලො	Change (%) වෙනස % அசைவு %
KELANI TYRES	32.10	33.00	- 2.73

CONSUMER SERVICES			
Company Name සමාගමේ නම கம்பனி பெயர்	Current Close Price (Rs.) වත්මන් සමාජීත තර්ථොතොය නිරොවු වර්ලො	Previous Close Price (Rs.) පෙර සමාජීත මුණ්ණොය නිරොවු වර්ලො	Change (%) වෙනස % அசைவு %
SERENDIB HOTELS[SHOT.X0000]	11.10	13.50	- 17.78
HUNAS FALLS	185.80	219.80	- 15.47
BERUWALA RESORTS	.60	.70	- 14.29
BANSEI RESORTS	6.00	6.70	- 10.45
AHOT PROPERTIES	40.70	44.90	- 9.35

FOOD, BEVERAGE & TOBACCO			
Company Name සමාගමේ නම கம்பனி பெயர்	Current Close Price (Rs.) වත්මන් සමාජීත තර්ථොතොය නිරොවු වර්ලො	Previous Close Price (Rs.) පෙර සමාජීත මුණ්ණොය නිරොවු වර්ලො	Change (%) වෙනස % அசைவு %
KAHAWATTE (+)	33.80	39.90	- 15.29
LMF	94.40	109.50	- 13.79
TALAWAKELLE (+)	47.00	53.00	- 11.32
SUNSHINE HOLDING	44.00	49.50	- 11.11
RENUKA FOODS[COCO.X0000]	10.10	11.10	- 9.01

BANKS			
Company Name සමාගමේ නම கம்பனி பெயர்	Current Close Price (Rs.) වත්මන් සමාජීත තර්ථොතොය නිරොවු වර්ලො	Previous Close Price (Rs.) පෙර සමාජීත මුණ්ණොය නිරොවු වර්ලො	Change (%) වෙනස % அசைவு %
HDFC (+)	22.70	23.80	- 4.62
SEYLAN BANK[SEYB.X0000] (+)	38.10	39.80	- 4.27
COMMERCIAL BANK[COMB.X0000] (+)	82.00	84.90	- 3.42
NATIONS TRUST (+)	88.00	90.50	- 2.76
COMMERCIAL BANK (+)	97.70	100.00	- 2.30

GICS Industry Group Wise Top 5 Losers for the week /

மே 05 2024 (கூலிமதிப்பு செய்யப்பட்ட விலைகள்)

வாரத்தில் தரையடிப்படையில் முதல் 5 மதிப்பிழந்த பிணையங்கள்

DIVERSIFIED FINANCIALS

Company Name சமூகமே தம கம்பனி பெயர்	Current Close Price (Rs.) வந்த சமூகமே தற்போதைய நிறைவு விலை	Previous Close Price (Rs.) பேர் சமூகமே (முன்னைய நிறைவு விலை)	Change (%) வேகம் % அசைவு %
NATION LANKA	.50	.60	- 16.67
ABANS FINANCIAL	15.30	16.50	- 7.27
SINHAPUTHRA FIN	9.30	9.90	- 6.06
L O L C HOLDINGS	90.00	94.90	- 5.16
CDB	75.80	79.60	- 4.77

TELECOMMUNICATION SERVICES

Company Name சமூகமே தம கம்பனி பெயர்	Current Close Price (Rs.) வந்த சமூகமே தற்போதைய நிறைவு விலை	Previous Close Price (Rs.) பேர் சமூகமே (முன்னைய நிறைவு விலை)	Change (%) வேகம் % அசைவு %
DIALOG (+)	9.10	9.50	- 4.21
SLT (+)	23.00	23.10	- .43

REAL ESTATE

Company Name சமூகமே தம கம்பனி பெயர்	Current Close Price (Rs.) வந்த சமூகமே தற்போதைய நிறைவு விலை	Previous Close Price (Rs.) பேர் சமூகமே (முன்னைய நிறைவு விலை)	Change (%) வேகம் % அசைவு %
LEE HEDGES	70.00	75.00	- 6.67
LANKA REALTY	24.70	26.00	- 5.00
SEYLAN DEVTS (+)	10.00	10.10	- .99

INSURANCE

Company Name சமூகமே தம கம்பனி பெயர்	Current Close Price (Rs.) வந்த சமூகமே தற்போதைய நிறைவு விலை	Previous Close Price (Rs.) பேர் சமூகமே (முன்னைய நிறைவு விலை)	Change (%) வேகம் % அசைவு %
JANASHAKTHI INS. (+)	26.20	26.70	- 1.87
Softlogic Life (+)	33.50	34.10	- 1.76
HNB ASSURANCE (+)	119.20	120.40	- 1.00

UTILITIES

Company Name சமூகமே தம கம்பனி பெயர்	Current Close Price (Rs.) வந்த சமூகமே தற்போதைய நிறைவு விலை	Previous Close Price (Rs.) பேர் சமூகமே (முன்னைய நிறைவு விலை)	Change (%) வேகம் % அசைவு %
PANASIAN POWER	2.90	3.00	- 3.33
VALLIBEL	5.90	6.10	- 3.28
RESUS ENERGY	18.30	18.40	- .54

Daily Movements Corporate Debt on 12-04-2019

57

நிதிகளின் பற்றாக்குறை சமாளிப்பதற்காக
 தினசரி தனியார்துறைக் கடன்களின் அச்சவுகள்

Company Name	Code	Date	Coupon Rate	Tom (Rs.)	Spot (Rs.)	Coupon Frequency	Issued Date	Maturity Date	Next Int. Due Date	Quantity Issued	Par Value (Rs.)
சுயாதீன நிறுவனம்	கடன்களின் குறியீடு	திகதி	வட்டி வீதம்	மறுதின பலகை	நிகழ்கால வட்டி வீதம்	வட்டி வீத தடவைகள்	வழங்கல் திகதி	முதிர்ப்பு திகதி	அடுத்த வட்டி நிலுவை	வழங்கப்பட்ட அளவு	முகப் பெறுமதி
BANKS											
COMMERCIAL BANK	COMB/BD/22/07/28-C2405-12.5		12.5	100	100	2	23/07/18	22/07/28	21/07/19	16061600	100
COMMERCIAL BANK	COMB/BD/22/07/23-C2404-12		12	100	100	2	23/07/18	22/07/23	21/07/19	83938400	100
COMMERCIAL BANK	COMB/BD/08/03/21-C2341-10.75	30-01-2019	10.75	100	90	2	09/03/16	08/03/21	07/09/19	44303400	100
COMMERCIAL BANK	COMB/BD/08/03/26-C2342-11.25	18-02-2019	11.25	100	100	2	09/03/16	08/03/26	07/09/19	17490900	100
COMMERCIAL BANK	COMB/BD/27/10/26-C2359-12.25		12.25	100	100	2	28/10/16	27/10/26	26/04/19	19282000	100
COMMERCIAL BANK	COMB/BD/27/10/21-C2360-12	13-03-2019	12	100	90	2	28/10/16	27/10/21	26/04/19	50718000	100
DFCC BANK PLC	DFCC/BD/28/03/29-C2417-13.9		13.9	100	100	1	28/03/19	28/03/29	27/03/20	44111700	100
DFCC BANK PLC	DFCC/BD/28/03/24-C2416-13.5		13.5	100	100	1	28/03/19	28/03/24	27/03/20	38047600	100
DFCC BANK PLC	DFCC/BD/29/03/25-C2394-13		13	100	100	1	29/03/18	29/03/25	27/03/20	40865300	100
DFCC BANK PLC	DFCC/BD/29/03/23-C2393-12.6	09-04-2018	12.6	100.05	100	1	29/03/18	29/03/23	27/03/20	29134700	100
DFCC BANK PLC	DFCC/BD/09/11/23-C2367-12.75	29-03-2017	12.75	100	100	1	09/11/16	09/11/23	07/11/19	60431400	100
DFCC BANK PLC	DFCC/BD/09/11/21-C2366-12.15		12.15	100	100	1	09/11/16	09/11/21	07/11/19	9568600	100
DFCC BANK PLC	DFCC/BD/28/03/26-C2418-13.75		13.75	100	100	1	28/03/19	28/03/26	27/03/20	17840700	100
HDFC	HDFC/BD/20/11/20-C2332		13.58	100	100	4	20/11/15	20/11/20	18/05/19	5782400	100
HDFC	HDFC/BD/20/11/20-C2331-10.5		10.5	100	100	2	20/11/15	20/11/20	19/05/19	20129900	100
HDFC	HDFC/BD/20/11/25-C2330-12	18-02-2019	12	100	100	1	20/11/15	20/11/25	19/11/19	14087700	100
HNB	HNB/BD/01/11/21-C2362-11.75		11.75	100	100	1	01/11/16	01/11/21	30/10/19	20000000	100
HNB	HNB/BC/29/08/23A08	31-12-2014	8	70.131	82.2407	1	30/08/13	29/08/23	29/08/19	20000000	100
HNB	HNB/BD/14/12/19-C2274-7.75	08-12-2017	7.75	100	85	2	15/12/14	14/12/19	28/06/19	27572400	100
HNB	HNB/BD/14/12/24-C2275-8.33		8.33	100	100	2	15/12/14	14/12/24	28/06/19	840400	100
HNB	HNB/BD/28/03/21-C2346-11.25	22-03-2019	11.25	89.4	94	1	28/03/16	28/03/21	27/03/20	70000000	100
HNB	HNB/BD/01/11/23-C2361-13	18-02-2019	13	100	100	1	01/11/16	01/11/23	30/10/19	40000000	100
HNB	HNB/BC/31/03/2400F			14.676	14.67567	0	07/06/07	31/03/24		13628000	100
HNB	HNB/BC/31/07/22B16.75		16.75	100	100	1	01/08/07	31/07/22	29/06/19	7000000	100
HNB	HNB/BC/31/03/2100E			20.900	20.90039	0	25/05/07	31/03/21		5143445	100
HNB	HNB/BC/04/09/21A11.5		11.5	100	100	2	05/09/11	04/09/21	28/06/19	20000000	100
NAT. DEV. BANK	NDB/BD/24/06/20-C2309-9.4	21-05-2018	9.4	101.64	87	1	24/06/15	24/06/20	28/12/19	70000000	100
NAT. DEV. BANK	NDB/BD/24/06/20-C2308-0		0	63.814	63.8136	0	24/06/15	24/06/20		30000000	100
NAT. DEV. BANK	NDB/BC/19/12/25D14	08-01-2018	14	119.95	100.5	1	19/12/13	19/12/25	28/12/19	35904300	100
NAT. DEV. BANK	NDB/BC/19/12/23C13.9	26-05-2017	13.9	117.05	86	1	19/12/13	19/12/23	28/12/19	36379800	100
NAT. DEV. BANK	NDB/BD/30/03/24-C2419-13.5		13.5	100	100	2	31/03/19	30/03/24	30/09/19	12430000	100
NAT. DEV. BANK	NDB/BD/30/03/24-C2420-13.95		13.95	100	100	1	31/03/19	30/03/24	30/03/20	43182000	100
NATIONS TRUST	NTB/BD/20/04/23-C2402-12.65		12.65	100	100	2	20/04/18	20/04/23	18/04/19	22130000	100
NATIONS TRUST	NTB/BD/20/04/23-C2401-13		13	100	100	1	20/04/18	20/04/23	19/04/19	12870000	100
NATIONS TRUST	NTB/BD/08/11/21-C2365-12.65	22-02-2019	12.65	100	94.6	2	08/11/16	08/11/21	05/05/19	38858000	100
NATIONS	NTB/BD/08/11/21-	29-03-2017	12.8	100	100	1	08/11/16	08/11/21	05/11/19	11117900	100

Daily Movements Corporate Debt on 12-04-2019

58

நிசந்தி திணைக்கட்சி சான்றிதழ்
 தினசரி தனியார்துறைக் கட்டள்களின் அளவுகள்

Company Name	Code	Date	Coupon Rate	Tom (Rs.)	Spot (Rs.)	Coupon Frequency	Issued Date	Maturity Date	Next Int. Due Date	Quantity Issued	Par Value (Rs.)
சுமாதலை நல	சுமாதலை	திணை	கூலிநாள் அளவு	புது புது	புது புது	புது புது	புது புது	புது புது	புது புது	புது புது	புது புது
கம்பனி பெயர்	குறியீடு	திணை	வட்டி வீதம்	மறுதின பலகை	நிகழ்கால பலகை	வட்டி வீத தடவைகள்	வழங்கல் திணை	முதிர்ப்பு திணை	அடுத்த வட்டி நிலுவை	வழங்கப்பட்ட அளவு	முகப் பெறுமதி
TRUST	C2364-12.8										
NATIONS TRUST	NTB/BD/08/11/21-C2363		11.25	100	100	2	08/11/16	08/11/21	05/05/19	24100	100
PAN ASIA	PABC/BC/30/10/19A9.75	31-12-2014	9.75	99.937	100	1	30/10/14	30/10/19	26/10/19	19120000	100
PAN ASIA	PABC/BC/30/10/19B9.52	21-05-2018	9.5233	100	100	2	30/10/14	30/10/19	26/04/19	10880000	100
PAN ASIA	PABC/BD/29/09/19-C2311-10	01-02-2019	10	100	94	2	29/09/15	29/09/19	27/09/19	18556741	100
PAN ASIA	PABC/BD/29/09/19-C2312		12.8	100	100	2	29/09/15	29/09/19	27/09/19	8351812	100
SAMPATH	SAMP/BD/10/06/21-C2352-12.75	10-01-2019	12.75	99	100	1	10/06/16	10/06/21	08/06/19	59526500	100
SAMPATH	SAMP/BD/18/11/20-C2329		11.24	100	100	2	18/11/15	18/11/20	16/05/19	2587300	100
SAMPATH	SAMP/BD/18/11/20-C2328-9.9	17-10-2018	9.9	99.868	100	2	18/11/15	18/11/20	16/05/19	67412700	100
SAMPATH	SAMP/BD/14/12/19-C2273-8.1	07-03-2017	8.1	94.081	85	2	15/12/14	14/12/19	28/06/19	38234500	100
SAMPATH	SAMP/BD/14/12/19-C2271-8.25	15-02-2019	8.25	94.664	100	1	15/12/14	14/12/19	14/12/19	31765500	100
SAMPATH	SAMP/BD/10/06/21-C2353	08-03-2019	11.01	97.5	100	2	10/06/16	10/06/21	07/06/19	473500	100
SAMPATH	SAMP/BD/28/02/24-C2415-13.9		13.9	100	100	1	28/02/19	28/02/24	27/02/20	70000000	100
SAMPATH	SAMP/BD/20/03/23-C2390-12.5	24-05-2018	12.5	101.64	100	2	20/03/18	20/03/23	18/09/19	75000000	100
SAMPATH	SAMP/BD/21/12/22-C2389-12.5		12.5	100	100	2	21/12/17	21/12/22	19/06/19	60000000	100
SANASA DEV. BANK	SDB/BD/31/12/20-C2337-10		10	100	100	2	31/12/15	31/12/20	28/06/19	4026100	100
SANASA DEV. BANK	SDB/BD/31/12/20-C2339-10.3		10.3	100	100	2	31/12/15	31/12/20	28/06/19	5619500	100
SEYLAN BANK	SEYB/BD/22/12/19-C2279-8.35		8.35	100	100	2	23/12/14	22/12/19	21/06/19	300	100
SEYLAN BANK	SEYB/BD/29/03/28-C2397-13.5		13.5	100	100	2	29/03/18	29/03/28	27/09/19	16090000	100
SEYLAN BANK	SEYB/BD/15/07/23-C2354-13.75	18-02-2019	13.75	106.20	100	2	15/07/16	15/07/23	11/07/19	32722800	100
SEYLAN BANK	SEYB/BD/15/07/21-C2355-13	17-10-2018	13	100	100	2	15/07/16	15/07/21	11/07/19	17103200	100
SEYLAN BANK	SEYB/BD/29/03/25-C2396-13.2		13.2	100	100	2	29/03/18	29/03/25	27/09/19	7150000	100
SEYLAN BANK	SEYB/BD/29/03/23-C2395-12.85	09-04-2018	12.85	100.06	100	2	29/03/18	29/03/23	27/09/19	39100000	100
SEYLAN BANK	SEYB/BD/15/07/21-C2356		11.44	100	100	2	15/07/16	15/07/21	11/07/19	174000	100
SEYLAN BANK	SEYB/BD/22/12/19-C2278-8.6	07-01-2015	8.6	99.986	100	1	23/12/14	22/12/19	21/12/19	18665200	100
SEYLAN BANK	SEYB/BD/22/12/20-C2277-8.6	30-03-2015	8.6	94.310	100	2	23/12/14	22/12/20	21/06/19	25055200	100
SEYLAN BANK	SEYB/BD/22/12/20-C2280-8.75		8.75	100	100	1	23/12/14	22/12/20	21/12/19	3005200	100
CAPITAL GOODS											
ACCESS ENG SL	AEL/BD/18/11/20-C2324-10.25		10.25	100	100	2	18/11/15	18/11/20	16/05/19	49984100	100
ACCESS ENG SL	AEL/BD/17/11/23-C2325-10.95		10.95	100	100	2	18/11/15	17/11/23	16/05/19	5400	100
ACCESS ENG SL	AEL/BD/18/11/21-C2326-10.45		10.45	100	100	2	18/11/15	18/11/21	16/05/19	10300	100
ACCESS ENG SL	AEL/BD/18/11/22-C2327-10.72		10.72	100	100	2	18/11/15	18/11/22	16/05/19	200	100
HAYLEYS	HAYL/BD/06/03/20-C2297-7.85		7.85	100	100	2	06/03/15	06/03/20	05/09/19	15021300	100
HAYLEYS	HAYL/BD/31/07/23-C2407		13.2	100	100	2	31/07/18	31/07/23	29/07/19	10011000	100
HAYLEYS	HAYL/BD/31/05/19-	16-11-2018	11.24	98.5	99	2	31/05/16	31/05/19	29/05/19	20000000	100

Daily Movements Corporate Debt on 12-04-2019

59

நியமன டீலிங்கு சான்றிதழ் மூலம் வழங்கப்பட்டிருக்கின்ற
தகவல் தனியார்துறைக் கட்டண்களின் அடிப்படையில்

Company Name	Code	Date	Coupon Rate	Tom (Rs.)	Spot (Rs.)	Coupon Frequency	Issued Date	Maturity Date	Next Int. Due Date	Quantity Issued	Par Value (Rs.)
சமூகமே னை	கொடையெண்	திகதி	கூலி விகிதம்	பின்னணி மதிப்பு	சீர்தகுதி மதிப்பு	கூலி விகிதம்	வெளியீடு திகதி	கடவுறுகாலம்	அடுத்த இலவசம்	வெளியிடப்பட்ட அளவு	மதிப்பு
கம்பனி பெயர்	குறியீடு	திகதி	வட்டி வீதம்	மறுதின பலகை	நிகழ்கால	வட்டி வீத தடவைகள்	வழங்கல் திகதி	முதிர்த்த திகதி	அடுத்த வட்டி நிலுவை	வழங்கப்பட்ட அளவு	முகப் பெறுமதி
	C2349										
HAYLEYS	HAYL/BD/31/07/23- C2406-12.5		12.5	100	100	2	31/07/18	31/07/23	29/07/19	25257200	100
HEMAS HOLDINGS	HHL/BC/29/04/19A11	21-12-2018	11	102.17	99.5	2	29/04/14	29/04/19	29/04/19	10000000	100
RICHARD PIERIS	RICH/BC/16/05/19C11.2 5	04-04-2019	11.25	99.5	98.5	2	16/05/14	16/05/19	16/05/19	19250000	100
DIVERSIFIED FINANCIALS											
ALLIANCE	ALLI/BD/29/12/19- C2287-9.35		9.35	100	100	1	29/12/14	29/12/19	28/12/19	8000000	100
CDB	CDB/BD/03/06/21-C2351		11.49	100	100	2	03/06/16	03/06/21	31/05/19	16300	100
CDB	CDB/BD/27/03/23- C2391-14.2		14.2	100	100	1	28/03/18	27/03/23	26/03/20	9330100	100
CDB	CDB/BD/03/06/21- C2350-12.75	25-03-2019	12.75	100.42	92	2	03/06/16	03/06/21	31/05/19	9983700	100
CDB	CDB/BD/27/03/23- C2392-13.75	17-05-2018	13.75	99.956	100	2	28/03/18	27/03/23	26/09/19	10669900	100
CDB	CDB/BD/30/01/24- C2414-15.5		15.5	100	100	1	31/01/19	30/01/24	30/01/20	6685900	100
CDB	CDB/BD/30/01/24- C2413-15		15	100	100	2	31/01/19	30/01/24	30/07/19	2591800	100
CENTRAL FINANCE	CFIN/BD/01/06/20- C2302-9.52	11-08-2015	9.52	101.15	100	1	01/06/15	01/06/20	28/12/19	17500000	100
CENTRAL FINANCE	CFIN/BD/01/06/19- C2300-9		9	100	100	2	01/06/15	01/06/19	01/06/19	5000000	100
COMM LEASE & FIN	CLC/BD/21/07/20- C2310-9.75	29-03-2019	9.75	89.46	96.3352	1	21/07/15	21/07/20	28/12/19	50000000	100
COM.CREDIT	COCR/BD/10/12/20- C2335-10.4		10.4	100	100	2	10/12/15	10/12/20	07/06/19	17499900	100
COM.CREDIT	COCR/BD/01/06/20- C2299-10.5	23-05-2018	10.5	99	100	4	01/06/15	01/06/20	29/06/19	10000000	100
COM.CREDIT	COCR/BD/10/12/20- C2336		11.51	100	100	2	10/12/15	10/12/20	07/06/19	2500100	100
SOFTLOGIC FIN	CRL/BC/29/08/19A10	27-02-2019	10	100	100	4	29/08/14	29/08/19	29/06/19	9498700	100
SOFTLOGIC FIN	CRL/BC/29/08/19B7.69	06-06-2018	10.89	100	100	4	29/08/14	29/08/19	29/06/19	4501300	100
DUNAMIS CAPITAL	CSEC/BC/05/08/19A12.5	25-03-2019	12.5	99.874	99.8747	1	05/08/14	05/08/19	05/08/19	10000000	100
DUNAMIS CAPITAL	CSEC/BD/04/12/20- C2333-10.5	25-03-2019	10.5	96.994	96.6302	2	04/12/15	04/12/20	03/06/19	9989500	100
DUNAMIS CAPITAL	CSEC/BD/04/12/20- C2334		12	100	100	2	04/12/15	04/12/20	03/06/19	10500	100
LB FINANCE	LFIN/BD/11/12/22- C2387-12.75		12.75	100	100	2	11/12/17	11/12/22	10/06/19	10000000	100
LB FINANCE	LFIN/BD/11/12/22- C2388-13.25	14-12-2018	13.25	100	90	2	11/12/17	11/12/22	10/06/19	20000000	100
LOLC FINANCE	LOFC/BD/25/01/20- C2289-9.1		9.1	100	100	2	26/01/15	25/01/20	28/06/19	10300	100
LOLC FINANCE	LOFC/BD/25/01/20- C2290-9.25	29-03-2019	9.25	95.359	97.1877	1	26/01/15	25/01/20	28/12/19	47489100	100
LOLC FINANCE	LOFC/BD/25/01/20- C2291-9	29-03-2019	9	86.634	96.9655	4	26/01/15	25/01/20	29/06/19	2500600	100
LOLC FINANCE	LOFC/BD/31/07/23- C2408-14.75	27-03-2019	14.75	91.521	100	2	31/07/18	31/07/23	29/07/19	17937993	100
LOLC FINANCE	LOFC/BD/31/07/23- C2409-0		0	49.83	49.83	0	31/07/18	31/07/23		14172200	100
L O L C HOLDINGS	LOLC/BD/24/11/19- C2269-9	25-07-2018	9	93.604	91	4	24/11/14	24/11/19	29/06/19	5000000	100
L O L C HOLDINGS	LOLC/BD/30/07/22- C2385-13	19-12-2018	13	99.965	100	2	31/07/17	30/07/22	29/07/19	20000000	100
L O L C HOLDINGS	LOLC/BD/30/07/19- C2386-12.65		12.65	100	100	2	31/07/17	30/07/19	29/07/19	7500000	100
MERCHANT BANK	MBSL/BD/02/05/22- C2380		12.83	100	100	2	03/05/17	02/05/22	01/05/19	10100	100
MERCHANT	MBSL/BD/02/05/22-		15	100	100	1	03/05/17	02/05/22	01/05/19	8057600	100

නියමිත දිනට සාමාන්‍ය ලාභ සංවිලිනයන්
 තිසරි තනියාර්තුකාල කැසුම්කරණ අයවැය

Company Name	Code	Date	Coupon Rate	Tom (Rs.)	Spot (Rs.)	Coupon Frequency	Issued Date	Maturity Date	Next Int. Due Date	Quantity Issued	Par Value (Rs.)
සමාගමේ නම	සංකේතය	දිනය	කුලීනාස්ථි අනුපාතය	පසුදින ප්‍රවර්ථ	ස්ථානික ප්‍රවර්ථ	කුලීනාස්ථි වාර ගණන	නිකුත් කළ දිනය	කල්පිරෙන කල්පිරෙන	මූලික යුතු දිනය	නිකුත් කරන ලද ප්‍රමාණය	සම වටිනාකම
කම්පනී பெயர்	குறியீடு	திகதி	வட்டி வீதம்	மறுதின பலகை	நிகழ்கால வட்டி	வீத தடவைகள்	வழங்கல் திகதி	முதிரீவு திகதி	அடுத்த வட்டி நிலுவை	வழங்கப்பட்ட அளவு	முகப் பெறுமதி
BANK	C2382-15										
MERCHANT BANK	MBSL/BD/02/05/22-C2381-14.5		14.5	100	100	2	03/05/17	02/05/22	01/05/19	11932300	100
MERCHANT BANK	MBSL/BD/12/11/19-C2266-9	22-06-2015	9	97.350	100	1	13/11/14	12/11/19	12/11/19	9097700	100
MERCHANT BANK	MBSL/BD/12/11/19-C2267-8.75		8.75	100	100	2	13/11/14	12/11/19	28/06/19	10902300	100
ORIENT FINANCE	ORIN/BD/26/12/19-C2283-9.05		9.05	100	100	2	26/12/14	26/12/19	24/06/19	10000000	100
PEOPLES LEASING	PLC/BD/18/04/23-C2398-12.8		12.8	100	100	1	18/04/18	18/04/23	17/04/19	52954000	100
PEOPLES LEASING	PLC/BD/18/04/22-C2399-12.4		12.4	100	100	1	18/04/18	18/04/22	17/04/19	7046000	100
PEOPLES LEASING	PLC/BD/16/11/21-C2375-12.6	02-01-2019	12.6	100	100	2	16/11/16	16/11/21	14/05/19	67986100	100
PEOPLES LEASING	PLC/BD/16/11/20-C2374-12.25	04-05-2018	12.25	100	100	2	16/11/16	16/11/20	14/05/19	6593500	100
PEOPLES LEASING	PLC/BD/16/11/19-C2373-11.9	04-05-2018	11.9	100	100	2	16/11/16	16/11/19	14/05/19	5420400	100
PEOPLES LEASING	PLC/BD/12/11/20-C2323-9.95		9.95	100	100	1	13/11/15	12/11/20	09/11/19	38242200	100
PEOPLES LEASING	PLC/BD/12/11/19-C2322-9.6		9.6	100	100	2	13/11/15	12/11/19	09/05/19	21757800	100
SENKADAGALA	SFCL/BD/09/11/20-C2368-13.75	15-02-2019	13.75	98.5	100	2	10/11/16	09/11/20	08/05/19	23509400	100
SENKADAGALA	SFCL/BD/09/11/19-C2369		11.49	100	100	2	10/11/16	09/11/19	08/05/19	100	100
SENKADAGALA	SFCL/BD/09/11/20-C2370		11.74	100	100	2	10/11/16	09/11/20	08/05/19	622700	100
SENKADAGALA	SFCL/BD/09/11/19-C2372-13.25		13.25	100	100	2	10/11/16	09/11/19	08/05/19	1895100	100
SINGER FINANCE	SFIN/BD/17/06/20-C2307-9.95		9.95	100	100	1	17/06/15	17/06/20	28/12/19	15000000	100
SINGER FINANCE	SFIN/BD/06/04/20-C2347-12	02-09-2016	12	100	100	2	06/04/16	06/04/20	05/10/19	5907000	100
VALLIBEL FINANCE	VFIN/BD/31/03/20-C2298-10.25	08-02-2019	10.25	100	99.2805	2	31/03/15	31/03/20	29/09/19	10000000	100
FOOD, BEVERAGE & TOBACCO											
KOTAGALA	KOTA/BC/26/05/21D15	01-03-2019	15	103.28	80	2	27/05/14	26/05/21	28/06/19	2500000	100
KOTAGALA	KOTA/BC/26/05/19B14.5	11-12-2018	14.5	102.67	100	2	27/05/14	26/05/19	26/05/19	2500000	100
KOTAGALA	KOTA/BC/26/05/20C14.75	01-03-2019	14.75	103.00	80	2	27/05/14	26/05/20	28/06/19	2500000	100
LION BREWERY	LION/BD/08/12/19-C2270		7.85	100	100	2	08/12/14	08/12/19	29/09/19	20000000	100
HEALTH CARE EQUIPMENT & SE											
NAWALOKA	NHL/BC/30/09/23F14.45	18-02-2019	14.45	100	100	4	30/09/13	30/09/23	29/06/19	110600	100
NAWALOKA	NHL/BC/30/09/22E14.4		14.4	100	100	4	30/09/13	30/09/22	29/06/19	120000	100
NAWALOKA	NHL/BC/30/09/21D14.35		14.35	100	100	4	30/09/13	30/09/21	29/06/19	1645500	100
NAWALOKA	NHL/BC/30/09/19B14.15	16-11-2015	14.15	100	111.8039	4	30/09/13	30/09/19	29/06/19	2696000	100
RETAILING											
SINGER SRI LANKA	SINS/BD/28/09/21-C2412-12		12	100	100	2	28/09/18	28/09/21	27/09/19	6568000	100
TELECOMMUNICATION SERVICE											
SLT	SLTL/BD/19/04/28-C2400-12.75		12.75	100	100	1	19/04/18	19/04/28	18/04/19	20760000	100
SLT	SLTL/BD/19/04/28-C2403-12.75		12.75	100	100	2	19/04/18	19/04/28	17/04/19	49240000	100

DEFINITIONS AND NOTES / திர்வென ஹாஸ்டென் / வரைவிலக்கணம் மற்றும் குறிப்புகள்					
V.W.A. Volume Weighted Average	பு. வ. சா புறமுகம் மன வர வடிகு சாலாழை	எ.நி.ச எண்ணிக்கை நிறையளிக்கப்பட்ட சராசரி	XD Excluding dividend	லாஹ-ஹ பங்கிலாபம் தவிரந்த	
XC Excluding scrip issue	கோடீகர் கிஷுவல ஹர்	முதலாக்கல் தவிரந்த	XR Excluding rights	கிஷை ஹர்	உரிமைப்பங்கு தவிரந்த
DPS Dividends Per Share	கோடீகர் லாஹ-ஹ	பங்கொன்றிற்கான பங்கிலாபம்	EPS Earnings Per Share	கோடீகர் ஓபுடி	பங்கொன்றிற்கான உழைப்பு
BV Book Value	பொன் லிவாழை	விலை - புத்தக பெறுமதி	PP Partly Paid	கோடீகர் ஹெல லடி	பகுதிவாரியாக செலுத்தப்பட்டது
RM Remarks	ஹஸ்டென்	குறிப்புகள்	DY Dividend Yield	லாஹ-ஹ லடி	பங்கிலாப விலைவு
PER Price Earnings Ratio	மீல ஓபுடி ஹுபாழை	விலை உழைப்பு விகிதம்	PBV Price to Book Value	பொன் லிவாழை மீல	விலை - புத்தக பெறுமதி
TF Tax Free	வடிவிலீன் கிடிஹ	வாரி விலக்கழிக்கப்பட்டது	Prem Premium	ஹமிமீல	தவணைக்கட்டணம்
RCAPF Redeemable Cumulative Class 'A' Preference Stock	கிடிஹ கரண ஹகி ஹலிலிவ A ப-கிடி வரகிடி கோல	உயர் தர தெரிவை கொண்ட மீட்பு தெரிவுடைய மொத்த பங்குகள்	W Warrants	வலபபு	பங்குஆணைப்பத்திரம்
X Non-Voting Shares	கிடிஹ கோடீகர்	வாக்குரிமைபற்ற பங்குகள்	RSD Redeemable Secured Debentures	கிடிஹ கரண ஹகி ஹகிடி	மீட்கத்தகு பாதுகாப்பான தொகுதிக்கடன்கள்
URD Unsecured Redeemable Debentures	வகிஷை ரகி ஹகிடி	பாதுகாப்பற்ற மீட்கத்தகு தொகுதிக்கடன்கள்	USRD Unsecured Subordinated Redeemable Debentures	வகிஷை ரகி ஹபுடிவ கிடிஹ கரண ஹகி ஹகிடி	பாதுகாப்பற்ற கீழ்விலை மீட்கத்தகு தொகுதிக்கடன்கள்
GRD Guaranteed Redeemable Debentures	வகிஷை ஹகி கிடிஹ கரண ஹகி ஹகிடி	உத்தரவாதமளிக்கப்பட்ட தொகுதிக்கடன்கள்	CGRD Capital Guaranteed Redeemable Debentures	புரீஹகி ஹகி கரண ஹகி ஹகிடி	முலதனம் உத்தரவாதமளிக்கப்பட்ட தொகுதிக்கடன்கள்
RCCPS Redeemable Cumulative Convertible Preference Shares	கிடிஹ கரண ஹகி ஹலிலிவ பரிவரணகி ஹகி ஹகிடி கோல	மீட்கத்தகு ஒன்றுதிரட்டிய மாற்றத்தகு முதன்மை பங்குகள்	DS Dealings Suspended	ஹபுடிவ மீல ஹகிடிவ ஹகிடி	கொடுக்கல் வாங்கல்கள் இடைநிறுத்தப்பட்டுள்ளன
TS Trading Suspended	வலலடி கடிஹ ஹகிடிவ ஹகிடி	வியாபாரம் - இடைநிறுத்தப்பட்டுள்ளது	TH Trading Halted	ஹபுடிவ கிஷை ஹகிடிவ ஹகிடி	வியாபாரம் நிறுத்தப்பட்டுள்ளது
ANNA Annual Report	லாஷை ஹகிடி	வருடாந்த கணக்கறிக்கை	MAIN BOARD	புடிவ ஹகிடி	பிரதான பலகை
DIRI SAVI BOARD	ஹகிடி ஹகிடி	திரி சவி பலகை	DEFAULT BOARD	கடிஹ ஹகிடி	மீறுவோர் பட்டியல் பலகை
BANKS FINANCE AND INSURANCE	வ-ஹ மீல ஹ ரணகி	வங்கி, நிதி மற்றும் காப்புறுதி	BEVERAGE FOOD AND TOBACCO	ஹகிடி, மீல ஹ ஹகிடி	உணவு, குடிபானம் மற்றும் புகையிலை
CHEMICALS AND PHARMACEUTICALS	ரஹகி ஹகிடி ஹ ஹகிடி	இரசாயனப் பொருட்களும், மருந்து வகையும	CLOSED END FUNDS	ஹகிடிவ ஹகிடி ஹகிடி	முடிய நிதியங்கள்
CONSTRUCTION AND ENGINEERING	ஹகிடிவ ஹ ஹகிடி	கட்டிடநிர்மாண மற்றும் பொறியியல் துறை	DIVERSIFIED HOLDINGS	லிவாஷை ஹகிடி	பன்முகப்படுத்தப்பட்ட வியாபாரத் துறைகள்
FOOTWEAR AND TEXTILES	பாலிவ ஹ ஹகிடி ஹகிடி	பாதணி மற்றும் துணிவகைகள்	HEALTH CARE	ஹகிடி ஹகிடி	சுகாதார பராமரிப்பு
HOTELS AND TRAVELS	ஹகிடி ஹ ஹகிடி	ஹோட்டல் மற்றும் பிரயாணம்	INFORMATION TECHNOLOGY	ஹகிடிவ ஹகிடி	தகவல் தொழில்நுட்பம்
INVESTMENT TRUSTS	ஹகிடிவ ஹகிடி	முதலீடு நம்பிக்கைப் பொறுப்புகள்	LAND AND PROPERTY	ஹகிடி ஹ கடிஹ	காணியும், ஆதனங்கள்
MANUFACTURING	கிடிஹ	உற்பத்திகள்	MOTORS	ஹகிடி ஹகிடி	மோட்டார்
OIL PALMS	ஹகிடி ஹகிடி	ஹகிடி பாம்	PLANTATIONS	ஹகிடி ஹகிடி	பெருந்தோட்டத்துறை
POWER AND ENERGY	ஹகிடி ஹகிடி ஹ ஹகிடி	மின் மற்றும் வலு	SERVICES	ஹகிடிவ	சேவைகள்
STORES AND SUPPLIES	ஹகிடி ஹகிடி	களஞ்சியப்படுத்தல் மற்றும் வழங்கல்கள்	TELECOMMUNICATIONS	ஹகிடி ஹகிடி	தொலைத் தொடர்புத்துறை
TRADING	ஹபுடி	வியாபாரம்	(+) - December Companies	ஹகிடி ஹகிடி ஹகிடி ஹகிடி	(+) - ஹகிடி கம்பனிகள்

DEFINITIONS AND NOTES / නිර්වචන හා සටහන් / வரைவிலக்கணம் மற்றும் குறிப்புகள்

<p>Members & Trading Members: Eligible to trade securities through Automated Trading System (ATS) and Debt Trading System (DEX), and have participant status into the Central Depository System (CDS).</p>	<p>සාමාජිකයින් හා ගනුදෙනුකරන සාමාජිකයින් : ස්වයංක්‍රීය ගනුදෙනු පද්ධතිය හා ණය ගනුදෙනු පද්ධතිය ඔස්සේ සුරැකුම්පත් ගනුදෙනු කිරීමට හැකියාව ඇති මධ්‍යම තැන්පතු ක්‍රමය සාමාජික තත්වයට හිමිකම් කියන සාමාජිකයින්.</p>	<p>அங்கத்துவர்கள் மற்றும் வியாபார அங்கத்துவர்கள் : தன்னியக்க வியாபார முறைமை மற்றும் கடன் பிணையங்கள் வியாபார முறைமைகளில் வியாபாரம் செய்யக் கூடிய அதிகாரத்தினைக் கொண்டிருப்பதுடன், மத்திய வைப்புத்திட்டத்தில் பங்குபற்றல் அனுமதியையும் கொண்ட பங்குத்தரகர் அமைப்புக்கள்</p>
<p>Entitlement Date: Shareholder is not entitled to this dividend/rights/bonus issue beyond this date.</p>	<p>නම් කරන ලද දිනය : මෙම දිනයෙන් ඔබට කොටස් හිමියන්ට මෙම ලාභාංශ/හිමිකම්/පාරිතෝෂික සඳහා හිමිකම් කිව නොහැක.</p>	<p>உரித்தாக்கல் திகதி: இத்திகதிக்கு அப்பால் வழங்கப்படும் பங்கிலாபம்/முதலாக்கல் செயலொழுங்கு/உரிமைவழங்கல் போன்றவற்றுக்கு உரிமைகள் இல்லை</p>
<p>All Share Price Index = Price movement of all listed securities. (Base year - 1985).</p>	<p>සියලු කොටස් මිල දර්ශකය - සියලු ලැයිස්තුගත ඡන්ද බලය හිමි සාමාන්‍ය කොටස් සඳහා මිල සංවලනය. (පදනම් වන වසර - 1985)</p>	<p>அனைத்து பங்கு விலைச் சுட்டி பட்டியல் படுத்தப்பட்ட அனைத்து பங்குகளினதும் விலையசைவுகளின் சராசரி (அடியாண்டு - 1985)</p>
<p>S&P Sri Lanka 20 Index = Price movement of a basket of 20 Securities (Based- 17th December 2004)</p>	<p>S&P ශ්‍රී ලංකා 20 මිල දර්ශකය - සුරැකුම්පත් 20 ක සමූහයක් සඳහා මිල සංවලනය (පදනම - 2004 දෙසැම්බර් 17)</p>	<p>S&P ஸ்ரீலங்கா 20 விலைச்சுட்டி - தெரிவு செய்யப்பட்ட 20 பங்குகளின் விலையசைவுகளின் சராசரி (டிசம்பர் 17, 2004க்கு அமைவாக)</p>

DISCLAIMER

This publication is intended to assist investors and others and reasonable care is taken to ensure that the information contained is current and accurate. Although the information contained in this publication has been compiled with great care, the CSE does not accept any liability for any errors, omissions or other inaccuracies or the consequences thereof and nothing in this publication may be construed as creating any right or obligation.

ව්‍යවහාර වගකීම

ආයෝජකයින් හා අනෙකුත් අය හට කොටස් වෙළෙඳපොළ පිළිබඳව අවබෝධය ලබාදීමට අපේක්ෂිත මෙම ප්‍රකාශනයෙහි සඳහන් සියලු කරුණු හා තොරතුරුවල නත්කාලීන බව හා නිරවද්‍ය බව තහවුරු කිරීම සඳහා ඉතා සැලකිල්ලෙන් සම්පාදනය කෙරී ඇත. එය එසේ වුවද මෙහි සඳහන් කරුණක් අරභයා ඇති වරදක් අඩුපාඩුවක් හෝ ප්‍රමාද දෝෂයක් හෝ ඒ නිසා ඇති විය හැකි ප්‍රතිඵල පිළිබඳව වගකීම බාර ගැනීමට කොළඹ ව්‍යාපාර වස්තු හුවමාරුව බැඳී නොසිටින අතර මෙහි සඳහන් කිසිදු කරුණක් අයිතියක් හෝ බැඳීමක් ලෙස සැලකිය නොහැකි වේ.

உரிமைத்தரப்பு

இந்த வெளியீடானது, முதலீட்டாளர்களுக்கும், ஏனையவர்களுக்கும் உதவியளிக்கும் வகையில், உள்ளடக்கப்படும் அனைத்து விடயங்களும், மிகப்பிந்திய மற்றும் துல்லியமான விபரங்களை உள்ளடக்கியதாக வெளிவருகிறது. இந்த ஆவணம், அதிக கவனத்துடன் தயாரிக்கப்படுகின்ற போதிலும், ஏற்படும் எந்த தவறுகள், விடுபடுதல்கள் அல்லது இதர மாற்றங்கள் அல்லது அவற்றின் மூலம் ஏற்படும் விளைவுகளுக்கு கொழும்பு பங்குப்பரிவர்த்தனை பொறுப்பேற்க மாட்டாது. இந்த பிரசுரத்தில் வெளியிடப்படும் எந்தவிடயமும் உரிமையானதாகவோ, கடப்பாடாக கொள்ளப்படக்கூடாது.



<p>Level 04, West Block, World Trade Centre, Echelon Square, Colombo 01, Sri Lanka. Tel: 2356456, 2446581, Fax: 2445279 E Mail: info@cse.lk, Website: www.cse.lk</p>	<p>04-01 බටහිර කොටස ලෝක වෙළෙඳ මධ්‍යස්ථානය ඵලින් වතුරුය කොළඹ 01 ශ්‍රී ලංකාව දුරකථන: 2356456, 2446581 ෆැක්ස්: 2445279 ඊමේල්: info@cse.lk, වෙබ් අඩවිය: www.cse.lk</p>	<p>04 ஆம் மாடி, மேற்கு தொகுதி, உலக வர்த்தக மையம், எச்சிலன் சதுக்கம், கொழும்பு 01. ஸ்ரீலங்கா. தொ. 2356456, 2446581. பெக்ஸ்: 2445279 ஈமெயில்: info@cse.lk. இணையத்தளம்: www.cse.lk.</p>
<p>BRANCHES / (බව) / கிளைகள்</p>		
<p>MATARA BRANCH 1st Floor, E.H. Cooray Tower, No.24, Anagarika Dharmapala Mawatha, Matara. Tel: 041-2220094, 95 Fax: 041-4390546</p>	<p>මතර බව 01 වන මහල, ඊ එච් කූරේ කුමාර නො. 24, අනාරික ධර්මපාල මාවත, මතර. දුරකථන : 041- 2220094, 95 ෆැක්ස් : 041 - 4390546</p>	<p>மாத்தறைக் கிளை 1 ஆம் மாடி, நா.ர் குரே கோபுரம், இல. 24, அனகாரிக தர்மபால மாவத்தை, மாத்தறை. தொலைபேசி: 041-2220094, 95 தொலைநகல்: 041-4390546</p>
<p>KANDY BRANCH "Ceybank House", 88 Dalada Veediya, Kandy. Tel: 081-4474407, 09 Fax: 081-4474475</p>	<p>මහුව බව සී වෑනක් හවුස්, 88, දළදා වීදිය, මහුවර දුරකථන : 081 = 4474407, 09 ෆැක්ස් : 081 = 4474475</p>	<p>கண்டி கிளை: சிபாங்க இல்லம், 88, தலதா வீதி, கண்டி. தொ. 081-4474407, 09 பெக்ஸ்: 081-4474475.</p>
<p>KURUNEGALA BRANCH 1st Floor, Union Assurance Building, 6, Rajapihilla Mawatha, Kurunegala. Tel: 037-4691802, 04 Fax: 037-4691803</p>	<p>කුරුණෑගල බව පළමු මහල, යුනියන් ඇෂුරන්ස් හෙඩ්කාර්ටර්ස්, 6, රජපිහිල්ල මාවත, කුරුණෑගල දුරකථන : 037 = 4691802, 04 ෆැක්ස් : 037 = 4691803</p>	<p>குருநாகல் கிளை: முதலாம் மாடி, யூனியன் அசூரன்ஸ் கட்டிடம், 6, ராஜபிஹில் வீதி, குருநாகல். தொ. 037- தொ. 037-4691802, 04. பெக்ஸ்: 037-4691803.</p>
<p>NEGOMBO BRANCH 72A, 2/1, Old Chilaw Road, Negombo Tel: 031-2227859, 61 Fax: 031-2227860</p>	<p>මිඟු බව 72එ, 2/1, පරණ හලවත පාර, මිඟු දුරකථන : 031 = 2227859, 61 ෆැක්ස් : 031 = 2227860</p>	<p>நீர்கொழும்பு கிளை: 72 A 2/1, பழைய சிலாபம் வீதி, நீர்கொழும்பு. தொ. 031-2227859, 61. பெக்ஸ்: 031-2227860.</p>
<p>JAFFNA BRANCH No. 147-2/3, KKS Road, Jaffna. Tel: 021-2221455, 5672444 Fax: 021-2221466</p>	<p>කපුත බව අංක 147-2/3, කේ කේ එස් පාර, කපුත දුරකථන : 021 = 2221455, 5672444 ෆැක්ස් : 021 = 2221466</p>	<p>யாழ்ப்பாண கிளை: இல. 147-2/3, KKS வீதி, யாழ்ப்பாணம். தொ. 021-2221455, 5672444 பெக்ஸ்: 021-2221466.</p>
<p>ANURADHAPURA BRANCH 2nd Floor, 488/8/2, Town Hall Place, Maithripala Senanayake Mw, Anuradhapura. Tel: 025-2235244 Fax: 025 2235233</p>	<p>අනුරාධපුර බව දෙවන මහල, 488/8/2, නගර ශාල පෙදෙස, මෙහිමාල ස්නානායක මාවත, අනුරාධපුර දුරකථන : 025-2235244 ෆැක්ස් : 025-2235233</p>	<p>அநுராதபுர கிளை 2 ஆம் மாடி, 488/8/2, நகர மண்டப பிரதேசம், மைத்திரிபால சேனாநாயக்க மாவத்தை, அநுராதபுரம். தொலைபேசி: 025-2235244 பெக்ஸ்: 025-2235233</p>
<p>AMBALANTOTA BRANCH 52, Hambantota Road, Ambalantota. Tel: 047-2225462 / 047-2225464 Fax: 047-2225463</p>	<p>අම්බලන්තොට බව අංක 52 හම්බන්තොට පාර අම්බලන්තොට දුරකථන - 047-2225462 047-2225463 ෆැක්ස් - 047-2225464</p>	<p>அம்பலாந்தோட்டை கிளை 52, ஹம்பாந்தோட்டை வீதி. அம்பலாந்தோட்டை தொ:பே.047-2225462;.0472225463 தொநகல்.047-2225464</p>
<p>RATNAPURA BRANCH First Floor, No.131, Colombo Road Ratnapura. Tel: 045-2232388, 99 Fax : 045-2232388</p>	<p>රත්නපුර බව පළමුවන මහල, 131, කොළඹ පාර, රත්නපුර දුරකථන : 045-2232388, 99 ෆැක්ස් : 045-2232388</p>	<p>இரத்தினபுரி கிளை முதலாம் மாடி, இல. 131, கொழும்பு வீதி, இரத்தினபுரி. தொலைபேசி:045 2232388, 99 பெக்ஸ்:045 2232388</p>