

**EQUITY MARKET / කොටස් වෙළෙඳපොළ / பங்குச்சந்தை**

**PRICE INDICES**

මිල දර්ශකයන්  
විශාල සංඛ්‍යා

**This Week**  
මෙම සතිය තුළ  
இந்த வாரம்

**Prv. Week**  
පසුගිය සතිය තුළ  
கடந்த வாரம்

All Share Index  
සියලු කොටස් මිල දර්ශකය  
அனைத்து பங்கு விலைச்சட்டி

**5,557.24**

**5,540.05**

S&P SL 20 Index  
S&P ශ්‍රී ලංකා 20 මිල දර්ශකය  
S&P ஸ்ரீலங்கா 20 விலைச்சட்டி

**2738.95**

**2724.94**

**EQUITY DETAILS**

කොටස් පිලිබඳ දත්ත  
உரிமைப்பங்கு விபரங்கள்

**This Week**  
මෙම සතිය තුළ  
இந்த வாரம்

**Prv. Week**  
පසුගිය සතිය තුළ  
கடந்த வாரம்

**VALUE OF TURNOVER (Rs.)**

පිරිවැටුමේ වටිනාකම  
புரள்வின் பெறுமதி

**1,529,300,371**

**1,909,632,384**

Domestic Purchases  
දේශීය මිලදී ගැනීම්  
உள்நாட்டு கொள்வனவுகள்

**908,825,766**

**870,847,555**

Domestic Sales  
දේශීය විකිණීම්  
உள்நாட்டு விற்பனைகள்

**814,210,168**

**790,343,700**

Foreign Purchases  
විදේශීය මිලදී ගැනීම්  
வெளிநாட்டு கொள்வனவுகள்

**620,474,605**

**1,038,784,829**

Foreign Sales  
විදේශීය විකිණීම්  
வெளிநாட்டு விற்பனைகள்

**715,090,203**

**1,119,288,684**

**VOLUME OF TURNOVER (No.)**

පිරිවැටුමේ ප්‍රමාණය  
புரள்வின் அளவு

**48,628,605**

**59,076,149**

Domestic  
දේශීය  
உள்நாட்டு

**39,072,772**

**50,976,419**

Foreign  
විදේශීය  
வெளிநாட்டு

**9,555,833**

**8,099,730**

**TRADES (No.)**

ගනුදෙනු සංඛ්‍යාව  
வியாபாரம்

**14,830**

**10,356**

Domestic  
දේශීය  
உள்நாட்டு

**14,129**

**9,945**

Foreign  
විදේශීය  
வெளிநாட்டு

**701**

**411**

**Listed Companies (No.)**

ලැයිස්තුවෙන් සමාගම් සංඛ්‍යාව  
பட்டியல் படுத்தப்பட்ட கம்பனிகள்

**297**

**297**

**Traded Companies (No.)**

ගනුදෙනු කළ සමාගම් සංඛ්‍යාව  
வியாபாரம் நிறைவுற்ற கம்பனிகள்

**254**

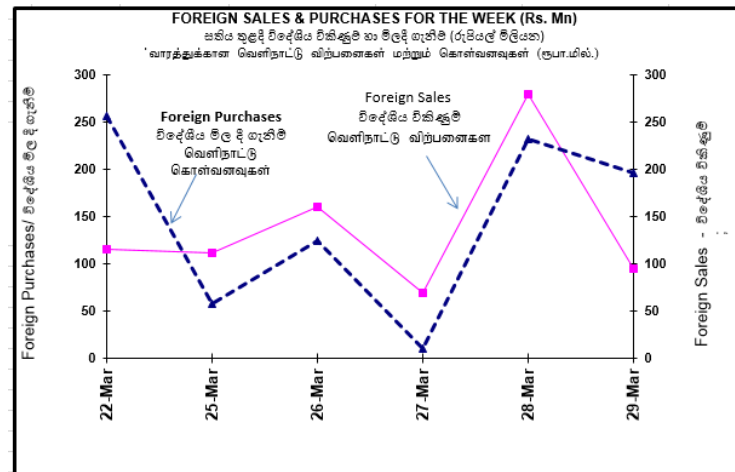
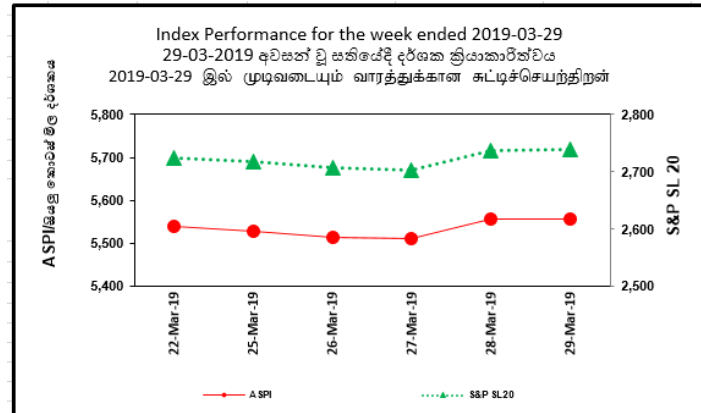
**249**

**Market Days**

වෙළෙඳපොළ දින  
சந்தை நாட்கள்

**5**

**4**



**EQUITY DETAILS**

கொடுக்கப் பட்டிருக்கிற  
உரிமைப்பங்கு விபரங்கள்

**This Week**  
மேல சந்திரன்  
இந்த வாரம்

**Prv. Week**  
பின்ன சந்திரன்  
கடந்த வாரம்

**TOTAL TURNOVER (Rs.) /** மொத்தப் புரள்வு

**This Week**  
மேல சந்திரன்  
இந்த வாரம்

**Prv. Week**  
பின்ன சந்திரன்  
கடந்த வாரம்

<b>PER</b> மேல சந்திரன் அனுபவம் விவர உட்கட்டி விகிதம்	<b>8.72</b>	8.67	<b>Equity</b> கொடுக்கப் பட்டிருக்கிற	<b>1,529,300,371</b>	1,909,632,384
<b>PBV</b> மேல சந்திரன் அனுபவம் விவர புத்தகப் பெறுமதி விகிதம்	<b>1.10</b>	1.09	<b>Closed End Funds</b> மூடிய நிதியங்கள்	<b>40,772</b>	200,091
<b>DY</b> மேல சந்திரன் பங்குலாப விவரம்	<b>3.56</b>	3.58	<b>Corporate Debt</b> கொடுக்கப் பட்டிருக்கிற	<b>1,541,576,921</b>	310,477,835
<b>Market Capitalization (Rs.)</b> மேல சந்திரன் சந்திரன் முத்தலாக்கம்	<b>2,605,899,362,450</b>	2,590,225,029,411	<b>Government Debt</b> அரசு நிதியம்	<b>0</b>	0

**CLOSED END FUND DETAILS /** மூடிய நிதியங்களின் விபரங்கள்

<b>Volume of Turnover (No.)</b> மூடிய நிதியங்களின் புரள்வின் அளவு	<b>5,102</b>	22,717
<b>Trades (No.)</b> மூடிய நிதியங்களின் விவரம்	<b>3</b>	10
<b>Funds Traded (No.)</b> மூடிய நிதியங்களின் விவரம்	<b>2</b>	2

**TOP 5 GAINERS /** மூடிய நிதியங்களின் மேல சந்திரன் லாபம் / முதல் 5 ஆதாயமீட்டிய நிதியங்கள்

Company	VWA Week Close (Rs.)	VWA Prv. Week Close (Rs.)	Change (Rs.)	Change %	High (Rs.)	Low (Rs.)	No of Shares	Turnover (Rs.)	No of Trades
கம்பனி	ரூ. ப. ச. மூலம்	ரூ. ப. ச. மூலம்	ரூ. ப. ச. மூலம்	%	உயர்வு	குறைவு	பங்குகள்	புரள்வு	விவரம்
BLUE DIAMONDS [X]	.30	.20	0.10	50.00	.30	.20	392,642	78,630.70	28
BANSEI RESORTS	6.60	4.90	1.70	34.69	7.20	4.50	177,941	1,030,395.50	99
CHEMANEX	59.00	46.50	12.50	26.88	59.40	45.00	11,011	543,836.00	26
NUWARA ELIYA	1,250.00	1,000.00	250.00	25.00	1,250.00	1,039.00	273	334,566.00	25
KAHAWATTE	39.00	32.00	7.00	21.88	40.00	34.90	860	31,579.70	13

**TOP 5 LOSERS /** மூடிய நிதியங்களின் குறைவு / முதல் 5 மதிப்பிழந்த நிதியங்கள்

Company	VWA Week Close (Rs.)	VWA Prv. Week Close (Rs.)	Change (Rs.)	Change %	High (Rs.)	Low (Rs.)	No of Shares	Turnover (Rs.)	No of Trades
கம்பனி	ரூ. ப. ச. மூலம்	ரூ. ப. ச. மூலம்	ரூ. ப. ச. மூலம்	%	உயர்வு	குறைவு	பங்குகள்	புரள்வு	விவரம்
OFFICE EQUIPMENT	70.00	81.50	(11.50)	(14.11)	70.00	70.00	200	14,000.00	2
REGNIS	62.60	72.00	(9.40)	(13.06)	67.00	60.00	3,216	207,194.60	28
NAMUNUKULA	64.00	73.50	(9.50)	(12.93)	74.90	60.00	13,850	945,600.90	103
KEGALLE	55.00	62.50	(7.50)	(12.00)	63.90	55.00	18,165	1,113,478.90	63
GESTETNER	88.00	99.90	(11.90)	(11.91)	88.10	88.00	213	18,745.10	7

**INDICES COMPARISON FOR THE YEAR /** ஆண்டுக்கான சுட்டிகளின் ஒப்பீடு




	Today	Year Open	Year Highest	Year Lowest	Year Change %
ASI	5,557.24	6,052.37	6,067.66	5,511.77	(8.18)
S&P SL 20	2,738.95	3,135.18	3,111.07	2,701.87	-12.64



**RIGHTS ISSUES / சிதீகම් திகழவு / உரிமை வழங்கல்**

COMPANY සමාගම கம்பனி	PROPORTION සමානුපාතය விகிதாசாரம்	EGM / PROV. ALLOTMENT විශේෂ මහා සභා රැස්වීම/කොට ස් බෙදා දීම විසேட பொதுக்கூட்ட ம்	XR DATE දිනය திகதி	DESPATCH OF PROV. LETTER OF ALLOTMENT කොටස් ලබාදීමේ ලිපිය නිකුත් කිරීම ஒதுக்கலுக்கா ன கடிதம் அனுப்புதல்	TRADING OF RIGHTS COMMENCES ON சிதீகම් திகழவு தொடங்குவதில் முதலில் දිනය பங்குஉரிமைக ள் வர்த்தக ஆரம்பத்ததிகதி	RENUNCIATION ප්‍රතික්ෂේපය பொறுப்பளித்த ல்	LAST DATE OF ACCEPTANCE & PAYMENT පිළිගැනීම සහ ලේඛ සඳහා අවසන් දිනය கொடுப்பனவு மற்றும் அனுமதிக்கப்படு ம் மறுத்ததிகதி.
<b>Agalawatte Plantations PLC</b>	Twenty One (21) new ordinary Voting Shares for every Four (04) ordinary Voting Shares.	Dates to be Notified					
Issue Price Rs. 15.30 the purpose for which the proceeds are utilised: to part settle related party borrowings amounting to LKR 2008125000.00 obtained during the period from April 2017 to December 2017 for the purposes of settling AGAL's out standing bank borrowings statutory dues and funding working capital requirements existed during the period in concern.							
<b>Blue Diamonds Jewellery Worldwide PLC</b>	One (01) New Ordinary Voting share for every Four (04) Ordinary Voting & Non-Voting shares.	Dates to be Notified					
Issue Price Rs. 01/= For Further details please visit <a href="https://cdn.cse.lk/cmt/upload_cse_announcements/1481519786206_.pdf">https://cdn.cse.lk/cmt/upload_cse_announcements/1481519786206_.pdf</a>							
<b>Pelwatte Sugar Industries PLC</b>	01 for 04	* The company informed that the Rights Issue would be delayed until the outcome of the proposed Act with regard to the acquisition of its land by the State is known. (Issue Price: Rs 18/= To raise capital considering that the net assets of the company is less than half of its stated capital. )					
<b>Adam Capital PLC</b>	02 for 01	Dates to be Notified (Issue Price Rs. 1.50 the company seeks to utilize the proceeds of the said issue as investment into its subsidiaries in order of priority to enhance the working capital of such subsidiaries.)					
<b>Adam Investments PLC</b>	01 for 01	Dates to be Notified (Issue Price Rs. 1.00 the company seeks to utilize the proceeds of the said issue as an investment into Adam Capital PLC Adam Apparel (Pvt) Ltd Network communications (Pvt) Ltd in order of priority to enhance the working capital of such companies after deduction of expenses pertationg to issue.)					
<b>Anilana Hotels &amp; Properties PLC</b>	<b>Tranche 1-</b> One (01) new ordinary shares for Eleven (11) ordinary shares shares. <b>Tranche 2-</b> One (01) new ordinary shares for Tweleve (12) ordinary shares shares.	Dates to be Notified (Issue Price Rs. 2/- per share the proceeds of the issue are to be utilized for the purpose to meet the Opeational requirements of the Company.)					
<b>Samaph Bank PLC</b>	Seven (07) new ordinary voting shares for every Twenty Three (23) existing ordinary voting shares.	Dates to be Notified (Issue Proce Rs. 136/- for which the proceeds of the issue will be used is: to increase the Tier I capital of the Bank to comply with Basel III requirements.					

**RIGHTS ISSUES ARE SUBJECT TO SHAREHOLDER APPROVAL AT A GENERAL MEETING / சிதீகම් திகழவு மீது அல்ல ரැස්வீதம் கොටස් சிதீகம் ලබාදෙන අනුදැක්වීමට යටත් වේ./** සාර්වභූමික  
ලබාදෙන කොටස් சிதீகம் மீது அனுமதிக்கப்படும் ஒரு பொதுக்கூட்டமில்லாமல், பங்குதாரர்களின் பொதுவான தீர்மானத்திற்கு அமையாது.

	Announcements for the day දිනය සඳහා නිවේදනයන් குறித்த தினத்திற்கான அறிவிப்புகள்		XC /XR/XD Falling Due on the next day එළඹෙන දිනයේදී ගෙවිය යුතු XC /XR/XD மறுதினம் உரிமை காலாவதியாகும் XC /XR/XD		Amended <b>BOLD</b>   වෙනස්කිරීම திருத்த
---	---	---	---	---	--

**RIGHTS ISSUES / சிமீகම් திகுவுவு / உரிமை வழங்கல்**

COMPANY சமாளம கம்பனி	PROPORTION சமாளுசாதய விகிதாசாரம்	EGM / PROV. ALLOTMENT பீசேச மலா சலா உசீபீம/ கோ஁சீ வெ஁஁ ஁ம வீசேட புாதுக் கூட்டம்	XR DATE ஁னய திகதி	DESPATCH OF PROV. LETTER OF ALLOTMENT கோ஁சீ லவா஁மே லீபீய திகுந் கீரீம ஒதுக்கலுக்கா ள கடிதம் அனுப்புதல்	TRADING OF RIGHTS COMMENCES ON சிமீகම් திகுவுவு நனு஁஁஁பீம ஁ாரமீல வன ஁னய பங்குஉரிமைக ள் வர்த்தக ஆரம்பத்திகதி	RENUNCIATION புநிக்சேசய புாறுப்புளித்த ல	LAST DATE OF ACCEPTANCE & PAYMENT பீலீ஁஁஁ம சல ஁லீம ஁஁லா ஁஁஁஁஁ ஁னய கொடுப்பளவு மற்றும் அனுமதிக்கப்படு ம் ஁றுத்திகதி.
<b>Citizens Development Business Finance PLC</b>	One (01) new Ordinary Voting shares for every four (04) Ordinary Voting shares.  One (01) new Ordinary Non- Voting shares for every four (04) Ordinary Non-Voting shares.						Dates to be Notified
Issue Price Rs. 77/- (Ordinary Voting shares) Rs. 64/- (Ordinary Non-Voting shares). The objective of the the issuer is to strengthen the Tier 1 capital of the company and to support the company's asset growth.							

**CAPITALIZATION OF RESERVES / ஁஁஁஁ ஁ு஁஁஁஁஁஁஁஁஁஁ / ஁ுலதளமாக்கல்**

COMPANY சமாளம கம்பனி	PROPORTION சமாளுசாதய விகிதாசாரம்	GENERAL MEETING / ALLOTMENT மலா சலா உசீபீம / கோ஁சீ வெ஁஁஁ புாதுக்கூட்டம் / ஒதுக்கம்	XC DATE / ஁னய / திகதி	CONSIDERATION (RS.) ஁ு஁஁ (஁.) கருத்தில் கொள்ளப்படும் பெறுமதி(ரூபா)
Ceylon & Foreign Trades PLC	1 : 1	to be notified		560,784,000.00




**SCRIP DIVIDENDS / கோ஁஁஁஁஁ ஁லா஁஁஁ / பணம்சாரா பங்குலாபம்**

COMPANY சமாளம கம்பனி	PROPORTION சமாளுசாதய விகிதாசாரம்	SHAREHOLDER'S MEETING கோ஁஁஁ சிமீ஁஁஁஁஁஁஁஁஁஁ பங்குதாரர் கூட்டம்	XD DATE / ஁னய / திகதி	CONSIDERATION (RS.) ஁஁஁஁஁஁஁ ஁லா஁஁ (஁.) கருத்தில் கொள்ளப்படும் பெறுமதி (ரூபா)
Seylan Bank PLC (Voting)	01 share for 40.8720928942 shares	28-03-2019	29-03-2019	316,658,897.00
Seylan Bank PLC (Non-Voting)	01 share for 25.5813924919 shares	28-03-2019	29-03-2019	313,031,541.00
Commercail Bank of Ceylon PLC (Voting)	01 share for 62.034884700	28-03-2019	29-03-2019	1,891,983,338.00
Commercail Bank of Ceylon PLC (Non- Voting)	01 share for 52.383720827	28-03-2019	29-03-2019	130,026,348.00
Sampath Bank PLC	01 share for 24.32291217 shares	29-03-2019	01-04-2019	2,721,607,646.84
Hatton National Bank PLC (Voting)	01share for 67.1096360444 shares	29-03-2019	01-04-2019	1,384,079,368.00
Hatton National Bank PLC (Non-Voting)	01share for 52.1594765342 shares	29-03-2019	01-04-2019	340,197,693.50

**DIVIDEND ANNOUNCEMENTS / ලාභාංශ නිවේදන / பங்குலாப அறிவித்தல்கள்**

COMPANY සමාගම கம்பனி	DIVIDEND PER SHARE (RS.) කොටසකට ලාභාංශ (රු.) பங்குகொன்றிற்கான பங்கிலாபம் (රුපා)	FINAL / INTERIM අවසාන / අන්තර්කාලීන றுதி / டைக்கால	SHAREHOLDER'S MEETING කොටස් හිමියන්ගේ යැස්වීම பங்குதாரர் கூட்டம்	XD DATE දිනය திகதி	DATE OF PAYMENT ගෙවීම සිදුකරන දිනය கொடுப்பனவுத் திகதி
Aitken Spence PLC	1.00	Interim	Not Applicable	19-03-2019	29-03-2019
Asian Hotels & Properties PLC	1.50	Interim	Not Applicable	19-03-2019	29-03-2019
Softlogic Life Insurance PLC	1.45	Interim	Not Applicable	21-03-2019	01-04-2019
Colombo City Holdings PLC	30.00	Interim	Not Applicable	21-03-2019	29-03-2019
Bukit Darah PLC	0.75	First Interim	Not Applicable	21-03-2019	29-03-2019
Regnis (Lanka) PLC	7.30 (Rs. 4.972104 Not Liable to any Dividend Tax and Rs. 2.327896 subject to 14% dividend tax)	Final	Not Applicable	25-03-2019	29-03-2019
Richard Pieris Exports PLC	18.00	Interim	Not Applicable	26-03-2019	29-03-2019
Kegalle Plantations PLC	5.00	Interim	Not Applicable	26-03-2019	29-03-2019
Namunukula Plantations PLC	8.50	Interim	Not Applicable	26-03-2019	03-04-2019
Richard Pieris and Company PLC	0.25	Second Interim	Not Applicable	27-03-2019	29-03-2019
AIA Insurance Lanka PLC	25.00 (Less WHT)	First & Final	27-03-2019	28-03-2019	05-04-2019
HNB Assurance PLC	7.00	Final	28-03-2019	29-03-2019	08-04-2019
Seylan Developments PLC	1.00	First & Final	28-03-2019	29-03-2019	08-04-2019
Seylan Bank PLC	0.50 (Voting & Non-Voting)	First & Final	28-03-2019	29-03-2019	08-04-2019
Sri Lanka Telecom PLC	1.06	First & Final	28-03-2019	29-03-2019	08-04-2019
Sampath Bank PLC	5.00	First & Final	29-03-2019	01-04-2019	09-04-2019
Lanka Walltiles PLC	3.00	Interim	Not Applicable	05-04-2019	12-04-2019
Lanka Tiles PLC	3.15	Interim	Not Applicable	05-04-2019	12-04-2019
Ceylinco Insurance PLC	35.00	First & Final	25-04-2019	26-04-2019	07-05-2019

UNLESS THE COMPANY'S ARTICLES PROVIDE OTHERWISE DIVIDENDS ARE SUBJECT TO SHAREHOLDER APPROVAL BY AN ORDINARY RESOLUTION/සමාගමේ ව්‍යවස්ථාපිතයේ හි විශේෂයෙන් සඳහන් කර නොමැති විටකදී ලාභාංශ සමාගම සම්මුතියකින් ලබාදෙන කොටස් හිමියන් අනුමැතියට යටත් වේ./கம்பனியின் அகவிதியில் சமர்ப்பிக்கப்படாதவாறும், பங்கிலாபங்கள், பங்குதாரர்களின் பொதுபான தீர்மானத்திற்கு அமையவானது.

	Announcements for the day දිනය සඳහා නිවේදනයන් குறித்த தினத்திற்கான அறிவித்தல்கள்		XC /XR/XD Falling Due on the next day එළඹෙන දිනයේදී ගෙවිය යුතු மறுதினம் உரிமை காலாவதியாகும் XC /XR/XD		Amended <b>BOLD</b>   වෙනස්කිරීම திருத்த
---	--	---	---	---	--

**DIVIDEND ANNOUNCEMENTS / ලාභාංශ නිවේදන / பங்குலாப அறிவித்தல்கள்**

COMPANY සමාගම කம்பනි	DIVIDEND PER SHARE (RS.) කොටසකට ලාභාංශ (රු.) பங்கொன்றிற்கான பங்கிலாபம் (ரூபா)	FINAL / INTERIM අවසාන / අන්තර්කාලීන றுதி / டைக்கால	SHAREHOLDER'S MEETING කොටස් හිමියන්ගේ දැස්වීම பங்குதாரர் கூட்டம்	XD DATE දිනය திகதி	DATE OF PAYMENT ගෙවීම සිදුකරන දිනය கொடுப்பனவுத் திகதி
Overseas Realty (Ceylon) PLC	1.25	First & Final	29-03-2019	01-04-2019	09-04-2019
People's Insurance PLC	1.10	Final	29-03-2019	01-04-2019	09-04-2019
Hatton National Bank PLC	3.50(Voting & Non-Voting)	Final	Not Applicable	01-04-2019	09-04-2019
Swisstek (Ceylon) PLC	2.00	Interim	Not Applicable	08-04-2019	11-04-2019
Asiri Surgical Hospitals PLC	0.50	Interim	Not Applicable	09-04-2019	18-04-2019
Asiri Hospital Holdings PLC	0.80 (Tax Free)	Interim	Not Applicable	09-04-2019	22-04-2019
Nestle Lanka PLC	25.00	Final	08-05-2019	09-05-2019	17-05-2019
Ceylon Tobacco Company PLC	15.77 (Less WHT)	Final	14-05-2019	15-05-2019	24-05-2019
Commercial Development Company PLC	3.50	Final	15-05-2019	16-05-2019	27-05-2019
Property Development PLC	3.75	First & Final	29-05-2019	30-05-2019	10-06-2019
Dialog Axiata PLC	0.37 (Subject to Tax)	Final	Dates to be notified		

විටෙකදී ලාභාංශ සාමාන්‍ය සම්මුතියකින් ලබාදෙන කොටස් හිමියන් අනුමැතියට යටත් වේ./කම්පනියின் அகவிதியில் சமர்ப்பிக்கப்படலானார். பங்கிலாபங்கள், பங்குதாரர்களின் பொதுவான தீர்மானத்திற்கு அமைவானது.

	Announcements for the day දිනය සඳහා නිවේදනයන් குறித்த தினத்திற்கான அறிவித்தல்கள்		XC /XR/XD Falling Due on the next day එළඹෙන දිනයේදී ගෙවිය යුතු மறுதினம் உரியமை காலாவதியாகும் XC /XR/XD		Amended [ BOLD ] වෙනස්කිරීම [ - - - ] திருத்த
--	--	--	--	--	---

**PRIVATE PLACEMENT / පෞද්ගලික නිකුත්ව/தனிப்பட்ட வழங்கல்கள்**

COMPANY සමාගම කம்பනි	ANNOUNCEMENT RECEIVED DATE නිවේදනය ලැබූ දිනය அறிவித்தல் பெற்றுக் கொள்ளப்பட்ட திகதி	ENTITLEMENT DATE නම් කරන ලද දිනය உரித்தாக்கல் திகதி	DESPATCH OF PROV. LETTER OF ALLOT. කොටස් ලබාදීමේ ලිපිය නිකුත් කිරීම ஒதுக்கலுக்கான கடிதம் அனுப்பதல்	LAST DATE OF ACCEPTANCE & PAYMENT පිළිගැනීම සහ ගෙවීම සඳහා අවසන් දිනය கொடுப்பனவு மற்றும் அனுமதிக்கப்படும் இறுதித்திகதி.
People's Merchant Finance PLC	08-01-2019	27-03-2019	28-03-2019	02-04-2019

**REPURCHASE OF SHARES / කොටස් ප්‍රතිලදී ගැනීම / பங்குகளின் மீள்கொள்வனவு**

COMPANY NAME සමාගම කම්පනියின் பெயர்	REPURCHASE PRICE(Rs.) ප්‍රතිලදී ගැනීම කොටසක සඳහා මිල (රු.) மீள்கொள்வனவு விலை	PROPORTION සමානුපාතය அளவு	DATE OF OPENING THE OFFER TO REPURCHASE ප්‍රතිලදී ගැනීම සඳහා ආරම්භය ලබන දිනය மீள்கொள்வனவுக்கான கொடைமுனைவின் ஆரம்ப திகதி	DATE OF CLOSING OF OFFER TO REPURCHASE ප්‍රතිලදී ගැනීම සඳහා අවසාන හිමිකම් ලබන දිනය மீள்கொள்வனவுக்கான கொடைமுனைவின் முடிவுத் திகதி
Union Bank of Colombo PLC	Rs. 15.00 per share	to be notified	15-05-2019	29-05-2019

**WATCH LIST/වෙළුම් ලිස්ට්/බොර்ட්ස් ලිස්ට්**

<b>Company</b>	<b>Initial Date of Transfer to the Default Board</b>	<b>Date of transfer to the Watch List</b>	<b>Reason</b>
Miramar Beach Hotel PLC	9-Jun-08	1-Jan-18	Non Submission of Annual Reports for the F/Y Ended 31-MAR-2010 to 31-MAR-2017.
		1-Jan-18	Non submission of Financial Statements for the quarters ended 30-SEP-2010 to 31-MAR-2011 30-JUN-2012 to 30-SEP-2017
		21-Feb-18	Non submission of Financial Statements for the quarter ended 31-DEC-2017
		7-Jun-18	In terms of Rule 7.4 (c) (vii) of the CSE Listing Rules (Enforcement Rules) - Non-Submission of Interim Financial Statements for the quarter ended 31st March 2018.
		23-Aug-18	Non-submission of Interim Financial Statements for the quarter ended 30-JUN-2018.
		07- Sep-2018	Non Submission of Annual Report for the year ended 31-MAR-2018
		23-Nov-18	Non-submission of Interim Financial Statements for the quarter ended 30-SEP-2018
		22- Feb-2019	Non Submission of Interim Financial Statements for the quarter ended 31-DEC-2018.
Lanka Cement PLC	21-May-13	1-Jan-18	Non submission of Financial Statements for the quarters ended 30-SEP-2014 to 31-DEC-2016
		7-Jun-18	Non-Submission of Annual Report 2017.
		2-Jul-18	Non-Compliance with Corporate Governance Requirements in term of Rule 7.10 of the CSE Listing Rules.
		23-Aug-18	Non-submission of Interim Financial Statements for the quarter ended 30-JUN-2018.
		23-Nov-18	Non-submission of Interim Financial Statements for the quarter ended 30-SEP-2018.
	08-Mar-19	Non-submission of Interim Financial Statements as at 31-DEC-2018.	
Central Investments & Finance PLC	10-Sep-13	1-Jan-18	Non submission of Annual Report for the F/Y Ended 31-MAR-2013 to 31-MAR-2017.
		1-Jan-18	Non submission of Financial Statements for the quarters ended 30-SEP-2013 to 30-Sep-2017
		21-Feb-18	Non submission of Financial Statements for the quarter ended 31-DEC-2017
		7-Jun-18	Non submission of Financial Statements for the quarter ended 31-MAR-2018
		23-Aug-18	Non-submission of Interim Financial Statements for the quarter ended 30-JUN-2018.
		07- Sep-2018	Non Submission of Annual Report for the year ended 31-MAR-2018
		23-Nov-18	Non-submission of Interim Financial Statements for the quarter ended 30-SEP-2018.
22- Feb-2019	Non Submission of Interim Financial Statements for the quarter ended 31-DEC-2018.		
PC House PLC	5-Jun-14	1-Jan-18	Non submission of Annual Report for the F/Y Ended 31-MAR-2014 to 31-MAR-2017.
		1-Jan-18	Non submission of Financial Statements for the quarter ended 31-DEC-2015 to 30-Sep-2017
		21-Feb-18	Non submission of Financial Statements for the quarter ended 31-DEC-2017
		7-Jun-18	Non submission of Financial Statements for the quarter ended 31-MAR-2018
		23-Aug-18	Non-submission of Interim Financial Statements for the quarter ended 30-JUN-2018.
		07- Sep-2018	Non Submission of Annual Report for the year ended 31-MAR-2018
		23-Nov-18	Non-submission of Interim Financial Statements for the quarter ended 30-SEP-2018
22- Feb-2019	Non Submission of Interim Financial Statements for the quarter ended 31-DEC-2018.		



**WATCH LIST/වෙළුම් ලිස්ට්/வொட்ச் லிஸ்ட்**

<b>Company</b>	<b>Initial Date of Transfer to the Default Board</b>	<b>Date of transfer to the Watch List</b>	<b>Reason</b>
PC Pharma PLC	5-Jun-14	1-Jan-18	Non submission of Annual Report for the F/Y Ended 31-MAR-2014 to 31-MAR-2017.
		1-Jan-18	Non submission of Financial Statements for the quarters ended 31-DEC-2015 to 30-Sep-2017
		21-Feb-18	Non submission of Financial Statements for the quarter ended 31-DEC-2017
		7-Jun-18	Non submission of Financial Statements for the quarter ended 31-MAR-2018
		23-Aug-18	Non-submission of Interim Financial Statements for the quarter ended 30-JUN-2018.
		07- Sep-2018	Non Submission of Annual Report for the year ended 31-MAR-2018
		23-Nov-18	Non-submission of Interim Financial Statements for the quarter ended 30-SEP-2018
		22- Feb-2019	Non Submission of Interim Financial Statements for the quarter ended 31-DEC-2018.
Entrust Securities PLC	26-Aug-16	1-Jan-18	Non submission of Annual Report for the F/Y Ended 31-MAR-2016 & 31-MAR-2017.
		11-Jan-18	In terms of Rule 7.5 (d) (I) (3) of the CSE Listing Rules (Enforcement Rules)- Modified Opinion in the Independent Auditor's Report on the Annual Report for the year ended 31st March 2016..
		07- Sep-2018	Non Submission of Annual Report for the year ended 31-MAR-2018
		24-Dec-2018	Entrust Securities PLC (ESL) - In terms of Rule 7.5 (d) (I) (3) of the CSE Listing Rules (Enforcement Rules)- Modified Opinion in the Independent Auditor's Report on the Audited Financial Statements for the year ended 31st March 2017.
		22- Feb-2019	Non Submission of Interim Financial Statements for the quarter ended 31-DEC-2018.
Huejay International Investments PLC	27-Sep-16	1-Jan-18	Non-compliance of CSE Listing Rules in Annual Report 2016/2017
		2-Jul-18	Non-compliance with minimum public holding requirement in terms of Rule 7.13.1 of the CSE Listing Rules.
		2-Jul-18	Non-compliance with Corporate Governance Requirements in terms of Rule 7.10 of the CSE Listing Rules.
		23-Aug-18	Non-submission of Interim Financial Statements for the quarter ended 30-JUN-2018.
		07- Sep-2018	Non Submission of Annual Report for the year ended 31-MAR-2018
		23-Nov-18	Non-submission of Interim Financial Statements for the quarter ended 30-SEP-2018
		22- Feb-2019	Non Submission of Interim Financial Statements for the quarter ended 31-DEC-2018.
Swarnamahal Financial Services PLC	19-Jan-17	1-Jan-18	In view of several significant issues (which are set out in the SEC directive dated 18 <sup>th</sup> January 2017) the SEC has requested the CSE to transfer the securities of the company to the Default Board of the CSE with immediate effect until the company complies with Rules 7.10.2(a) 7.10.5(a) and 7.10.6(a) of the CSE Listing Rules.
		07-Sep-18	In terms of Rule 7.5 (d) (1) (3) of the CSE Listing Rules (Enforcement Rules)- Qualified Opinion in the Independent Auditor's Report on the Annual Report for the year ended 31st March 2018.

**WATCH LIST/වෙළුම් ලිස්ට්/வொட்ச் லிஸ்ட்**

<b>Company</b>	<b>Initial Date of Transfer to the Default Board</b>	<b>Date of transfer to the Watch List</b>	<b>Reason</b>
Standard Capital PLC	19-Sep-17	1-Jan-18	Non-Submission of Annual Report for the year ended 31-Mar-2017.
		07- Sep-2018	Non Submission of Annual Report for the year ended 31-MAR-2018
		22- Feb-2019	Non Submission of Interim Financial Statements for the quarter ended 31-DEC-2018.
Adam Investments PLC		07- Sep-2018	Non Submission of Annual Report for the year ended 31-MAR-2018
		23-Nov-18	Non-submission of Interim Financial Statements for the quarter ended 30-SEP-2018.
		22- Feb-2019	Non Submission of Interim Financial Statements for the quarter ended 31-DEC-2018.
Mackwoods Energy PLC	19-Sep-17	23-Mar-18	In terms of Rule 7.5 (c) (1) (3) of the CSE Listing Rules (Enforcement Rules)-Qualified Opinion in the Independent Auditor's Report on the Audited Financial Statements for the year ended 31 <sup>st</sup> March 2017.
		22- Feb-2019	Non Submission of Interim Financial Statements for the quarter ended 31-DEC-2018.
		22-Oct-18	In terms of Rule 7.10.7 ( c) of the CSE Listing Rules (Enforcement Rules)-Non-Compliance with Corporate governance Requirements.
Asia Capital PLC	-	2-Jul-18	Non-Compliance with minimum public holding requirement in term of Rule 7.13.1. of the CSE Listing Rules.
		7-Sep-18	In terms of Rule 7.5 (d) (II) (3) of the CSE Listing Rules (Enforcement Rules) – Emphasis of matter on going concern in the Independent Auditor's Report on the Audited Financial Statements for the year ended 31st March 2018.
Arpico Finance Company PLC	-	2-Jul-18	Non-Compliance with minimum public holding requirement in term of Rule 7.13.1. of the CSE Listing Rules.
Industrial Asphalts (Ceylon) PLC	-	2-Jul-18	Non-Compliance with minimum public holding requirement in term of Rule 7.13.1. of the CSE Listing Rules.
Browns Beach Hotels PLC	-	2-Jul-18	Non-Compliance with minimum public holding requirement in term of Rule 7.13.1. of the CSE Listing Rules.
Commercial Development Company PLC	-	2-Jul-18	Non-Compliance with minimum public holding requirement in term of Rule 7.13.1. of the CSE Listing Rules.
Ceylon Printers PLC	-	2-Jul-18	Non-Compliance with minimum public holding requirement in term of Rule 7.13.1. of the CSE Listing Rules.
Distilleries Company of Sri Lanka PLC	-	2-Jul-18	Non-Compliance with minimum public holding requirement in term of Rule 7.13.1. of the CSE Listing Rules.
Goodhope PLC	-	2-Jul-18	Non-Compliance with minimum public holding requirement in term of Rule 7.13.1. of the CSE Listing Rules.
Lotus Hydro Power PLC	-	2-Jul-18	Non-Compliance with minimum public holding requirement in term of Rule 7.13.1. of the CSE Listing Rules.
Indo Malay PLC	-	2-Jul-18	Non-Compliance with minimum public holding requirement in term of Rule 7.13.1. of the CSE Listing Rules.
MTD Walkers PLC	-	2-Jul-18	Non-Compliance with minimum public holding requirement in term of Rule 7.13.1. of the CSE Listing Rules.

**WATCH LIST/වෙළුම් ලිස්ට්/බவாட்ச் லிஸ்ட்**

<b>Company</b>	<b>Initial Date of Transfer to the Default Board</b>	<b>Date of transfer to the Watch List</b>	<b>Reason</b>
Kotmale Holdings PLC	-	2-Jul-18	Non-Compliance with minimum public holding requirement in term of Rule 7.13.1. of the CSE Listing Rules.
Madulsima Plantations PLC	-	2-Jul-18	Non-Compliance with minimum public holding requirement in term of Rule 7.13.1. of the CSE Listing Rules.
Morison PLC	-	2-Jul-18	Non-Compliance with minimum public holding requirement in term of Rule 7.13.1. of the CSE Listing Rules.
Office Equipment PLC	-	2-Jul-18	Non-Compliance with minimum public holding requirement in term of Rule 7.13.1. of the CSE Listing Rules.
Paragon Ceylon PLC	-	2-Jul-18	Non-Compliance with minimum public holding requirement in term of Rule 7.13.1. of the CSE Listing Rules.
Property Development PLC	-	2-Jul-18	Non-Compliance with minimum public holding requirement in term of Rule 7.13.1. of the CSE Listing Rules.
Selinsing PLC	-	2-Jul-18	Non-Compliance with minimum public holding requirement in term of Rule 7.13.1. of the CSE Listing Rules.
Shalimar (Malay) PLC	-	2-Jul-18	Non-Compliance with minimum public holding requirement in term of Rule 7.13.1. of the CSE Listing Rules.
Serendib Land PLC	-	2-Jul-18	Non-Compliance with minimum public holding requirement in term of Rule 7.13.1. of the CSE Listing Rules.
Abans Finance PLC	-	2-Jul-18	Non-Compliance with minimum public holding requirement in term of Rule 7.13.1. of the CSE Listing Rules.
AMW Capital Leasing and Finance PLC	-	2-Jul-18	Non-Compliance with minimum public holding requirement in term of Rule 7.13.1. of the CSE Listing Rules.
Commercial Leasing and Finance PLC	-	2-Jul-18	Non-Compliance with minimum public holding requirement in term of Rule 7.13.1. of the CSE Listing Rules.
Brac Lanka Finance PLC	-	2-Jul-18	Non-Compliance with minimum public holding requirement in term of Rule 7.13.1. of the CSE Listing Rules.
Odel PLC	-	2-Jul-18	Non-Compliance with minimum public holding requirement in term of Rule 7.13.1. of the CSE Listing Rules.
Senkadagala Finance PLC	-	2-Jul-18	Non-Compliance with minimum public holding requirement in term of Rule 7.13.1. of the CSE Listing Rules.
Ambeon Capital PLC (Taprobane Holdings PLC)	-	2-Jul-18	Non-Compliance with minimum public holding requirement in term of Rule 7.13.1. of the CSE Listing Rules.
Trade Finance and Investments PLC	-	2-Jul-18	Non-Compliance with minimum public holding requirement in term of Rule 7.13.1. of the CSE Listing Rules.

**WATCH LIST/වෙළුම් ලිස්ට්/බவாட்ஃ லிஸ்ட்**

<b>Company</b>	<b>Initial Date of Transfer to the Default Board</b>	<b>Date of transfer to the Watch List</b>	<b>Reason</b>
People's Merchant Finance PLC	-	17-July-2018	In terms of Rule 7.5 (c) (II) (3) of the CSE Listing Rules (Enforcement Rules) – Emphasis of matter on going concern in the Independent Auditor's Report on the Audited Financial Statements for the year ended 31st March 2018.
Merchant Bank of Sri Lanka and Finance PLC	-	17- July -2018	In terms of Rule 7.5 (c) (II) (3) of the CSE Listing Rules (Enforcement Rules) – Emphasis of matter on going concern in the Independent Auditor's Report on the Audited Financial Statements for the year ended 31st December 2017.
Lanka Hospital Corporation PLC	-	08- Aug -2018	Non-Compliance with minimum public holding requirement in term of Rule 7.13.1. of the CSE Listing Rules.
Aitken Spence Plantation Managements PLC	-	08- Aug -2018	Non-Compliance with minimum public holding requirement in term of Rule 7.13.1. of the CSE Listing Rules.
Mercantile Investments and Finance PLC	-	08- Aug -2018	Non-Compliance with minimum public holding requirement in term of Rule 7.13.1. of the CSE Listing Rules.
The Finance Company PLC	-	17- Aug -2018	Qualified Opinion in the Independent Auditor's Report on the Audited Financial Statements for the year ended 31st March 2018.
Lucky Lanka Milk Processing Company PLC	-	07- Sep-2018	Non Submission of Annual Report for the year ended 31-MAR-2018
		19-Sep-2018	In terms of Rule 7.10.7 (c) of the CSE Listing Rules (Enforcement Rules) –Non-Compliance with Corporate Governance Requirements.
		22- Feb-2019	Non Submission of Interim Financial Statements for the quarter ended 31-DEC-2018.
Hotel Developers (Lanka) PLC	-	04- Sep -2018	Non-Compliance with minimum public holding requirement in term of Rule 7.13.1. of the CSE Listing Rules.
Pelwatte Sugar Industries PLC	-	04- Sep -2018	Non-Compliance with minimum public holding requirement in term of Rule 7.13.1. of the CSE Listing Rules.
Sierra Cables PLC	-	07- Sep -2018	In terms of Rule 7.5 (d) (II) (3) of the CSE Listing Rules (Enforcement Rules) – Emphasis of matter on going concern in the Independent Auditor's Report on the Audited Financial Statements for the year ended 31st March 2018.
Sinhaputhra Finance PLC	-	07-Nov-2018	In terms of Rule 7.5 (d) (II) (3) of the CSE Listing Rules (Enforcement Rules) – Emphasis of matter on going concern in the Independent Auditor's Report on the Audited Financial Statements for the year ended 31st March 2018.

**WATCH LIST/வாட்ச் லிஸ்ட்/வொட்ச் லிஸ்ட்**

<b>Company</b>	<b>Initial Date of Transfer to the Default Board</b>	<b>Date of transfer to the Watch List</b>	<b>Reason</b>
Ceylon & Foreign Trades PLC	-	07- Sep -2018	Non Submission of Annual Report for the year ended 31-MAR-2018
		23-Nov-18	Non-submission of Interim Financial Statements for the quarter ended 30-SEP-2018.
		22- Feb-2019	Non Submission of Interim Financial Statements for the quarter ended 31-DEC-2018.
Adam Capital PLC	-	07- Sep -2018	Non Submission of Annual Report for the year ended 31-MAR-2018
		23-Nov-18	Non-submission of Interim Financial Statements for the quarter ended 30-SEP-2018.
		22- Feb-2019	Non Submission of Interim Financial Statements for the quarter ended 31-DEC-2018.
City Housing and Real Estate Company PLC	-	10- Sep -2018	In terms of Rule 7.5 (d) (1) (3) of the CSE Listing Rules (Enforcement Rules)- Qualified Opinion in the Independent Auditor's Report on the Annual Report for the year ended 31st March 2018.
HVA Foods PLC (HVA)	-	13- Sep -2018	"In terms of Rule 7.5 (d) (I) (3) of the CSE Listing Rules (Enforcement Rules) - Qualified Opinion in the Independent Auditor's Report on the Audited Financial Statements for the year ended 31st March 2018.
Mercantile Shipping Company PLC (MSL)	-	13- Sep -2018	"In terms of Rule 7.5 (d) (II) (3) of the CSE Listing Rules (Enforcement Rules) – Emphasis of matter on going concern in the Independent Auditor's Report on the Audited Financial Statements for the year ended 31st March 2018.
LOLC Finance PLC	-	07-Nov-2018	The securities of the above company have been transferred to Watch List with effective from 7th November 2018 due to Non-Compliance with Minimum Public Holding Requirement in terms of Rule 7.13.1 of the CSE Listing Rules.
East West Properties PLC (EAST)	-	12-Dec-2018	- In terms of Rule 7.5 (d) (II) (3) of the CSE Listing Rules (Enforcement Rules) – Emphasis of matter on going concern in the Independent Auditor's Report on the Audited Financial Statements for the year ended 31st March 2018.
		22- Feb-2019	Non Submission of Interim Financial Statements for the quarter ended 31-DEC-2018.
Anilana Hotels and Properties PLC	-	14 -Dec-2018	In terms of Rules 7.5(d) (I) (3) and 7.5 (d) (II) (3) of the CSE Listing Rules (Enforcement Rules) – Modified Audit Opinion and Emphasis of matter on going concern in the Independent Auditor's Report on the Audited Financial Statements for the year ended 31st March 2018.

**WATCH LIST TRANSFERRED OUT**  
**JANASHAKTHI PLC**

Rectified the Non-Compliance with Corporate governance Requirements.

**DEALING SUSPENDED COMPANIES/ගනුදෙනු කිරීම අත්හිටුවා ඇති සමාගම්/கொடுக்கல்வாங்கல் நிறுத்தி வைக்கப்பட்டுள்ள கம்பனிகள்**

COMPANY සමාගම கம்பனி	EFFECTIVE DATE වලංගු දිනය செல்லுபடியாகும் திகதி	REASON හේතුව காரணம்
Vanik Incorporation PLC	06-Oct-2008	Trading suspended pursuant to a request made by the company based on the Stay Order issued on 21 <sup>st</sup> November 2008 on the winding up order dated 3 <sup>rd</sup> October 2008 issued by the District Court of Colombo in Case No.84/CO.
Hotel Developers (Lanka) PLC	11-Nov-2011	Vested with the state in terms of Revival of Underperforming Enterprises or Underutilized Assets Act No.43 of 2011.
Pelwatte Sugar Industries PLC(Under Liquidation)	11-Nov-2011	Vested with the state in terms of Revived of Underperforming Enterprises or Underutilized Assets Act No.43 of 2011.
Touchwood Investments PLC (Under Liquidation)	05-Jun-2014	Dealing suspended due to Winding up order issued by the Colombo Commercial High Court.
Orient Garments PLC	06-Apr-2016	Dealing suspended pursuant to the appointment of a Provisional Liquidator.

**TRADING SUSPENDED COMPANIES/වෙළෙඳපොළ ගනුදෙනු කිරීම අත්හිටුවා ඇති සමාගම්/ வியாபாரம் நிறுத்தி வைக்கப்பட்டுள்ள கம்பனிகள்**

COMPANY සමාගම கம்பனி	EFFECTIVE DATE වලංගු දිනය செல்லுபடியாகும் திகதி	REASON හේතුව காரணம்
Miramar Beach Hotel PLC	26-Feb-2015	Trading in shares of MIRA has been suspended with effect from 26th February 2015 as per the Directive issued by the SEC on 26th January 2015.
	02_Apr- 2018	Trading suspended in terms Rule 7.4 (c) (vii) and Rule 7.5 (e) (7) of the CSE Listing Rules (Enforcement Rules).
Entrust Securities PLC	5-Jan-2016	Trading has been suspended pending clarification regarding the current status of the company
	02_Apr- 2018	Trading suspended in terms Rule 7.5 (e) (7) of the CSE Listing Rules (Enforcement Rules).
	12-Jul-2018	Trading suspended in terms of Rule 7.5 (d) (I) (9) of the CSE Listing Rules (Enforcement Rules) - Qualified Opinion in the Independent Auditor's Report on the Audited Financial Statements for the year ended 31st March 2016.
PC House PLC	02_Apr- 2018	Trading suspended in terms Rule 7.4 (c) (vii) and Rule 7.5 (e) (7) of the CSE Listing Rules (Enforcement Rules).
PC Pharma PLC	02_Apr- 2018	Trading suspended in terms Rule 7.4 (c) (vii) and Rule 7.5 (e) (7) of the CSE Listing Rules (Enforcement Rules).
Standard Capital PLC	02_Apr- 2018	Trading suspended in terms Rule 7.5 (e) (7) of the CSE Listing Rules (Enforcement Rules).

**TRADING SUSPENDED COMPANIES/වෙළෙඳපොළ ගනුදෙනු කිරීම අත්හිටුවා ඇති සමාගම්/ வியபாரம் நிறுத்தி வைக்கப்பட்டுள்ள கம்பனிகள்**

<b>COMPANY</b> සමාගම கம்பனி	<b>EFFECTIVE DATE</b> වලංගු දිනය செல்லுபடியாகும் திகதி	<b>REASON</b> හේතුව காரணம்
Swarnamahahal Financial Services PLC	2-Jul-2018	Trading suspended in terms of CSE Listing Rule 7.10.7 (i) due to Non Compliance with Corporate Governance Rules 7.10.2 (a), 7.10.5 (a), 7.10.6 (a). (Enforcement Rules)
	08-Mar-2019	Trading suspended in terms of Rule 7.5 (d) (I) (9) of the CSE Listing Rules (Enforcement Rules) - Modified Opinion in the Independent Auditor's Report on the Annual Report for the year ended 31st March 2018.
Mackwoods Energy PLC	25-Sep-2018	Trading suspended in terms of Rule 7.5 (d) (I) (9) of the CSE Listing Rules (Enforcement Rules) - Qualified Opinion in the Independent Auditor's Report on the Audited Financial Statements for the year ended 31st March 2017.
Central Investments & Finance PLC	23-Nov-2017	Trading has been suspended pursuant to the disclosure published by the Central Bank of Sri Lanka on 23 <sup>rd</sup> November 2017.
	02-Apr-2018	Trading suspended in terms Rule 7.4 (c) (vii) and Rule 7.5 (e) (7) of the CSE Listing Rules. (Enforcement Rules)
Lanka Cement PLC	7-Sep-2018	Trading suspended in terms of Rule 7.5 (e) (7) of the CSE Listing Rules (Enforcement Rules)
	26-Nov-2018	Trading suspended in terms of Rule 7.4 (c) (vii) of the CSE Listing Rules (Enforcement Rules)
	03-Jan-2019	Trading suspended in terms of Rule 7.10.7 (i) due to Non Compliance with Corporate Governance Rules.
Huejay International Investments PLC	26-Nov-2018	Trading suspended in terms of Rule 7.4 (c) (vii) of the CSE Listing Rules (Enforcement Rules)
	10-Dec-2018	Trading suspended in terms of Rule 7.5 (e) (7) of the CSE Listing rules (Enforcement Rules)- Non-submission of the Annual Report for the year ended 31st March 2018.
	03-Jan-2019	Trading suspended in terms of Rule 7.10.7 (i) due to Non Compliance with Corporate Governance Rules.
Adam Investments PLC	10-Dec-2018	Trading suspended in terms of Rule 7.5 (e) (7) of the CSE Listing rules (Enforcement Rules) - Non-submission of the Annual Report for the year ended 31st March 2018
	25-Feb-2019	Trading Suspended in terms of Rule 7.4 (c) (vii) of the CSE Listing Rules (Enforcement Rules )
Ceylon & Foreign Trades PLC	10-Dec-2018	Trading suspended in terms of Rule 7.5 (e) (7) of the CSE Listing rules (Enforcement Rules) - Non-submission of the Annual Report for the year ended 31st March 2018.
	25-Feb-2019	Trading Suspended in terms of Rule 7.4 (c) (vii) of the CSE Listing Rules (Enforcement Rules)

**TRADING SUSPENDED COMPANIES/වෙළෙඳපොළ ගනුදෙනු කිරීම අත්හිටුවා ඇති සමාගම්/ வியாபாரம் நிறுத்தி வைக்கப்பட்டுள்ள கம்பனிகள்**

<b>COMPANY</b> සමාගම கம்பனி	<b>EFFECTIVE DATE</b> වලංගු දිනය செல்லுபடியாகும் திகதி	<b>REASON</b> හේතුව காரணம்
Lucky Lanka Milk Processing Company PLC	10-Dec-2018	Trading suspended in terms of Rule 7.5 (e) (7) of the CSE Listing rules (Enforcement Rules) - Non-submission of the Annual Report for the year ended 31st March 2018.
	21-Mar-2019	In terms of Rule 7.10.7 (i) of the CSE Listing Rules (Enforcement Rules) –Non-Compliance with Corporate governance Requirements
Adam Capital PLC	10-Dec-2018	Trading suspended in terms of Rule 7.5 (e) (7) of the CSE Listing rules (Enforcement Rules) - Non-submission of the Annual Report for the year ended 31st March 2018.
	25-Feb-2019	Trading Suspended in terms of Rule 7.4 (c ) (vii) of the CSE Listing Rules (Enforcement Rules )
The Finance Company PLC	18-Feb-2019	Modified Audit Opinion in the Independent Auditor's Report on the Audited Financial Statements for the year ended 31st March 2018.
AIA Insurance Lanka PLC	01-Mar-2019	Trading has been suspended as per SEC Rules, subsequent to the announcement made by the company regarding the proposed Voluntary Delisting of fully paid Ordinary (Voting) shares from the official list of the Colombo Stock Exchange.
Browns Capital PLC	08-Mar-2019	Amalgamation of Browns Capital PLC with Browns Investments PLC
City Housing & Real Estate Co. PLC	11-Mar-2019	Trading suspended in terms of Rule 7.5 (d) (l) (9) of the CSE Listing Rules.

**JANASHAKTHI PLC - LIFTING OF TRADING SUSPENSION**

Please note that the trading suspension imposed on the securities of Janashakthi PLC will be lifted with effect from 28th March 2019 as the company rectified the Non-Compliance with Corporate governance Requirements.



**LISTED COMPANIES - NOTICE OF ANNUAL GENERAL MEETINGS (AGM)/ලැයිස්තුගත සමාගම් - වාර්ෂික මහා සභා රැස්වීම් පිළිබඳ නිවේදනය/பட்டியல் படுத்தப்பட்ட கம்பனிகள் - ஆண்டு பொதுக்கூட்ட அறிவித்தல்க**

COMPANY/සමාගම/கம்பனி	DATE/දිනය/திகதி	VENUE/ස්ථානය/இடம்	TIME/වේලාව/நேரம்
Mackwood Energy PLC	05-04-2019	Auditorium if the Sri Lanka Foundation Institute, No. 100, Independence Square, Colombo 07.	04.00 p.m.
Bogala Graphite Lanka PLC	06-04-2019	Ceylon Chamber of Commerce Auditorium at No. 50, Navam Mawatha, Colombo 02.	10.30 a.m.
Chevron Lubricants Lanka PLC	23-04-2019	Level 06, Public Forum, The Institute of Cahrtered Accountants of Sri Lanka, 30A, Malalasekera Mawatha, Colombo 07.	03.30 p.m.
Nestle Lanka PLC	08-05-2019	Committee Room B (Lotus) of the BMICH, Colombo 07.	10.00 a.m.
Ceylon Tobacco Company PLC	14-05-2019	Auditorium, 178, Srimath Ramanathan Mawatha, Colombo 15.	10.30 a.m.
Ceylinco Insurance PLC	25-04-2019	Auditorium Level 7, ICBT Building, No. 36, De Krester Place, Bambalapitiya, Colombo 04.	10.30 a.m.

**LISTED COMPANIES – NOTICE OF EXTRAORDINARY GENERAL MEETINGS (EGM)/ලැයිස්තුගත සමාගම් - විශේෂ මහා සභා රැස්වීම් පිළිබඳ නිවේදනය/பட்டியல் படுத்தப்பட்ட கம்பனிகள் - விசேட பொதுக்கூட்ட அறிவித்தல்கள் உடழஉ.ம**

COMPANY සමාගම கம்பனி	DATE දිනය திகதி	VENUE ස්ථානය இடம்	TIME වේලාව நேரம்
East West Properties PLC	05-04-2019	“Rainbow Hall” Grand Oriental Hotel, No 2, York Street Colombo 01.	10.00 a.m.
Waskaduwa Beach Resort PLC	08-04-2019	Sri Lanka Foundation, No. 100, Sri Lanka Padanama Mawatha, Independence Square, Colombo 07.	09.30 a.m.
Hikkaduwa Beach Resort PLC	08-04-2019	Sri Lanka Foundation, No. 100, Sri Lanka Padanama Mawatha, Independence Square, Colombo 07.	09.50 a.m.
Citrus Leisure PLC	08-04-2019	Sri Lanka Foundation, No. 100, Sri Lanka Padanama Mawatha, Independence Square, Colombo 07.	10.10 a.m.
Nestle Lanka PLC	08-05-2019	Committee Room B of the Bandaranaike Memorial International Conference Hall (BMICH) Baudhaloka Mawatha, Colombo 07.	11.00 a.m.

**CSE CIRCULARS / SEC DIRECTIVES / DISCLOSURES /கொடீஸ் /வெலெடெபொல வகுவெடு / ஸ்டுட்குமென் ஸஹ லீதிலெ கௌலீசன் ஸஸாலே தியெடு / டிரைவரகுவென்/பரிவர்த்தனையின் கற்றறிநுபங்கள் / பிணையங்கள் - ஆணைக்குழுவின் பணிப்புரைகள் / வெளிப்படுத்தல்கள்**

ANNOUNCEMENT/திவெடெய/அறிவித்தல்		DATE/தீய/திகதி
<b>NOTIFICATION ON THE LISTING OF SHARES</b>		
Date : 25 <sup>th</sup> March 2019		25-03-2019
<b><u>ASIA ASSET FINANCE PLC (“THE COMPANY”)-RIGHT ISSUE-TRANCHE I</u></b>		
1. Number of Ordinary shares		
<b>Provisionally Allotted</b>	<b>Allotted/Listed</b>	
25,176,235	25,176,235	
2. Amount		
<b>Estimated to be raised (Rs./-)</b>	<b>Raised (Rs. /-)</b>	
251,762,350	251,762,350	
3. Proportion	: 3:10	
4. Consideration (Rs.)	: 10.00	
5. Date to be listed	: 26 <sup>th</sup> March 2019	
<b>NOTIFICATION ON THE LISTING OF SHARES</b>		
Date : 26 <sup>th</sup> March 2019		26-03-2019
<b><u>Resus Energy PLC (“the Company”)-Scrip Dividend</u></b>		
Please note that 17,117,999 ordinary voting shares of the Company will be listed with effect from 27 <sup>th</sup> March 2019, pursuant to a Scrip Dividend in the proportion of 1:3.410769126.		
<b><u>UBC.N0000 - TRADING HALT</u></b>		27-03-2019
Please note that trading of UBC.N0000 has been halted pending announcement.		
<b><u>UBC.N0000 - TRADING HALT LIFTED</u></b>		27-03-2019
Please note that the Trading Halt imposed on UBC.N0000 has been lifted.		
<b><u>ASIR.N0000 - TRADING HALTED</u></b>		29-03-2019
Trading of ASIR.N0000 has been halted pending dividend announcement.		
<b><u>AMSL.N0000 - TRADING HALTED</u></b>		29-03-2019
Trading of AMSL.N0000 has been halted pending dividend announcement.		
<b><u>ASIR.N0000 - TRADING HALT LIFTED</u></b>		29-03-2019
Please note that the trading halt imposed on ASIR.N0000 has been lifted.		
<b><u>AMSL.N0000 - TRADING HALT LIFTED</u></b>		29-03-2019
Please note that the trading halt imposed on AMSL.N0000 has been lifted.		

**ANNUAL REPORTS FOR THE YEAR ENDED 31<sup>st</sup> DECEMBER 2018 (31-12-2018)** වැනි දින අවසන් වූ වසර සඳහා වාර්ෂික වාර්තා මාර්ඡ (2018-12-31) இல் முடிவடை யும் நிதியாண்டுக்கான ஆண்டறிக்கைகள்

COMPANY/සමාගම/කම්පනි
Ceylinco Insurance PLC
Chevron Lubricants Lanka PLC
Nestle Lanka PLC

**CORPORATE DISCLOSURES/සාංගමික අනාවරණයන්/கூட்டாண்மையின் வெளிப்படுத்தல்கள்**

COMPANY/සමාගම/කම්පනි	SUBJECT/විෂය/විෂයය	DATE/දිනය/திகதி
Acme Printing & Packaging PLC	Resignation of Chief Executive Officer	22-03-2019
DFCC Bank PLC	Debenture Issue	22-03-2019
Waskaduwa Beach Resort PLC	Circular to Shareholders	25-03-2019
Citrus Leisure PLC		
Hikkaduwa Beach Resort PLC		
Trade Finance & Investments PLC	Non-Compliance of Minimum Public Holding Requirements	25-03-2019
National Development Bank PLC	Debenture Issue (Oversubscribed)	25-03-2019
Tokyo Cement Company (Lanka) PLC	Corporate Disclosure	26-03-2019
Citizens Development Business Finance PLC	Rights Issue	26-03-2019
National Development Bank PLC	Debenture Issue	26-03-2019
Union Bank of Colombo PLC	Repurchase of Shares	27-03-2019
People's Merchant Finance PLC	Extraordinary General Meeting	27-03-2019
DFCC Bank PLC	Debenture Issue	27-03-2019
National Development Bank PLC	Debenture Issue	27-03-2019
AIA Insurance Lanka PLC	Extraordinary General Meeting	27-03-2019
Ceylinco Insurance PLC	News Release	27-03-2019
AIA Insurance Lanka PLC	Annual General Meeting	27-03-2019
DFCC Bank PLC	Debenture Issue	27-03-2019
DFCC Bank PLC	Extraordinary General Meeting	28-03-2019
Seylan Bank PLC	Annual General Meeting	28-03-2019
DFCC Bank PLC	Annual General Meeting	28-03-2019
HNB Assurance PLC	Annual General Meeting	28-03-2019
Commercial Bank Of Ceylon PLC	Annual General Meeting	28-03-2019
Commercial Bank Of Ceylon PLC	Extraordinary General Meeting	28-03-2019
Morison PLC	Corporate Disclosure	28-03-2019
Sanasa Development Bank PLC	Corporate Disclosure	29-03-2019
Abans PLC	Corporate Disclosure	29-03-2019
Property Development PLC	Non-Compliance of Minimum Public Holding Requirements	29-03-2019
Pan Asia Banking Corporation PLC	Annual General Meeting	29-03-2019
Softlogic Life Insurance PLC	Annual General Meeting	29-03-2019

**DISCLOSURES OF DEALINGS BY DIRECTORS OF LISTED COMPANIES /** **பட்டியலிடப்பட்ட கம்பனிகளின் இயக்குநர்களின் பரிமாற்றங்கள் தொடர்பான வெளிப்படுத்தல்கள்**

COMPANY கம்பனி	NAME OF DIRECTOR இயக்குநர் பெயர்	NATURE OF THE DIRECTORSHIP இயக்குநர் பதவியின் தன்மை	NATURE OF TRANSACTION எதுவுமே பரிமாற்றத்தின் தன்மை	ANNOUNCEMENT RECEIVED DATE அறிவித்தல் பெற்றுக் கொள்ளப்பட்ட திகதி
Renuka Capital PLC	Mr. S.V.Rajiyah	Executive Chairman	Purchase	22-03-2019
	Dr. S. R. Rajiyah	Directors	Purchase	
	Mrs. I. R. Rajiyah			
	Mr. S.V.Rajiyah	Executive Chairman	Sale	
Mahaweli Reach Hotels PLC	Mr. J. A. Panabokke	Executive Director	Acquisition	25-03-2019
	Mrs. D. L. Panabokke	Non-Executive Director		
Lee Hedges PLC	Mr. S. R. Vamadevan	Chairman/ Non-Independent Executive Director	Purchase	26-03-2019
Vidullanka PLC	Mr. R. Sangani	Managing Director	Purchase	26-03-2019
C T Holdings PLC	Dr. A. A. Page	Non-Executive Non-Independent Director	Purchase	26-03-2019
Ceylon Hospitals PLC	Mr. A. E. Tudawe	Executive Directors	Purchase	27-03-2019
	Mr. U. D. Tudawe			
	Mr. S. P. Tudawe			
	Dr. A. D. P. A. Wijegoonewardene	Non-Executive Directors		
	Mr. Y. N. R. Piyasena			
Commercial Bank of Ceylon PLC	Mr. M. P. Jayawardena (Spouse of Mrs. M. A. Jayawardena)	Deputy Chairman	Purchase	27-03-2019
Vidullanka PLC	Mr. S. R. Mather	Non-Executive Director	Purchase	27-03-2019
Lee Hedges PLC	Mr. S. R. Vemadevan	Chairman/Non-Independent Executive Director	Sale/Purchase	28-03-2019
Ceylon Hospitals PLC	Mr. A. E. Tudawe	Executive Directors	Purchase	28-03-2019
	Mr. U. D. Tudawe			
	MR. S. P. Tudawe			
	Dr. A. D. P. A. Wijegoonewardena	Non-Executive Directors		
	Mr. Y. N. R. Piyasena			

**CHANGE OF DIRECTORATES / අධ්‍යක්ෂක මණ්ඩල වෙනස්වීම්/இயக்குநர் சபை மாற்றங்கள்**  
**APPOINTMENTS/පත් කිරීම්/நியமனங்கள்**

NAME OF DIRECTOR අධ්‍යක්ෂකයන්ගේ නම இயக்குநர் பெயர்	DESIGNATION තනතුර புதவி	COMPANY සමාගම கம்பனி	EFFECTIVE DATE වලංගු දිනය செல்லுபடியாகும் திகதி
Ms. M. Mathews	Non-Executive Non-Independent Director	Janashakthi PLC	With Immediate effect.
Mr. H. Tanaka	Chairman –Executive Nominee Director	Colombo Dockyard PLC	26-03-2019
Mr. K. Kanaya	Executive Nominee Director		
Mr. M.K.P. Kumara	Non-Executive Independent Director	Sri Lanka Telecom PLC	26-03-2019
Mr. B. Sinniah	Non-Executive Director	National Development Bank PLC	28-03-2019

**RESIGNATIONS / ඉල්ලා අස්වීම්/இராஜினாமாக்கள்**

NAME OF DIRECTOR අධ්‍යක්ෂකයන්ගේ නම இயக்குநர் பெயர்	DESIGNATION තනතුර புதவி	COMPANY සමාගම கம்பனி	EFFECTIVE DATE වලංගු දිනය செல்லுபடியாகும் திகதி
Mr. K. Utsumi	Executive Director	Colombo Dockyard PLC	26-03-2019
Mr. C. P. Palansuriya	Chairman (Non-Independent Director)	Sampath Bank PLC	01-04-2019

**RETIREMENTS/විලාම ගැනීම්/ஒய்வு பெறல்கள்**

NAME OF DIRECTOR අධ්‍යක්ෂකයන්ගේ නම இயக்குநர் பெயர்	DESIGNATION තනතුර புதவி	COMPANY සමාගම கம்பனி	EFFECTIVE DATE වලංගු දිනය செல்லுபடியாகும் திகதி
Dr. T. Takehara	Chairman	Colombo Dockyard PLC	26-03-2019

Price changes during the week 25-03-2019 to 29-03-2019

සතිය තුළ මිල වෙනස්වීම්

වාර්ෂිකවලට වටිනාකමක් ඇති බැඳුම්

Company Name	Prv. Week's Close Price (Rs.)	Cur. Week's Close Price (Rs.)	Highest Price (Rs.)	Lowest Price (Rs.)	Change in Price During the week(Rs.)	Trade Volume (No.)	Share Volume (No.)	Turnover (Rs.)	52 Week Highest Price(Rs.)	52 Week Lowest Price(Rs.)
සමාගමේ නම	පෙර සතිගේ සමාජන මිල	මේ සතිගේ සමාජන මිල	ඉහළම මිල	පහළම මිල	සතිය තුළදී මිල වෙනස් වීම	ගනුදෙනු ප්‍රමාණය	කොටස් ප්‍රමාණය	පිරිවැටුම	සති 52 තුළ ඉහළම මිල	සති 52 තුළ අවම මිල
කම්පනි பெயர்	முன்னைய வார இறுதி நிறைவு விலை	இவ்வார இறுதி நிறைவு விலை	உயர்ந்த விலை	குறைந்த விலை	வாரத்தின் விலை அசைவு	வியாபார அளவுகள்	பங்குகளின் அளவு	புரள்வு	52வார உயர் விலை	52வார குறைந்த விலை

**BANKS FINANCE AND INSURANCE**

**MAIN BOARD**

ALLIANCE	51.80	53.60	53.90	50.00	1.80	57	7,377	376,238.20	72.50	50.00
AMANA BANK	2.80	2.80	2.90	2.80	0.00	37	821,002	2,301,434.80	3.60	2.80
ASIA ASSET	7.70	8.40	9.00	7.70	0.70	59	78,991	647,624.50	9.00	0.80
CDB	85.00	77.10	85.00	76.10	(7.90)	35	5,013	407,807.40	94.00	76.10
CDB[NON-VOTING]	69.10	61.10	69.00	61.00	(8.00)	41	168,657	11,451,126.50	82.50	61.00
CENTRAL FINANCE	83.00	84.50	84.90	83.00	1.50	48	127,342	10,690,389.20	108.90	80.10
CEYLINCO INS.	1,950.00	2,123.60	2,125.00	1,800.30	173.60	28	5,553	10,935,346.50	2,125.00	0.00
CEYLINCO INS.[NON-VOTING]	925.00	900.40	950.00	900.00	(24.60)	14	412	371,227.30	1,078.80	900.00
COMMERCIAL BANK	98.70	98.70	100.00	98.00	0.00	239	602,346	59,443,219.00	138.50	97.00
COMMERCIAL BANK[NON-VOTING]	85.00	84.00	95.00	84.00	(1.00)	143	245,456	20,762,992.80	108.90	84.00
DFCC BANK PLC	70.00	70.00	74.00	69.50	0.00	168	133,105	9,318,463.80	119.00	69.50
FIRST CAPITAL	23.80	23.10	23.50	20.40	(0.70)	94	79,630	1,775,337.50	33.00	20.40
HDFC	23.20	23.00	26.00	22.50	(0.20)	9	152	3,514.40	36.50	22.00
HNB	174.60	175.00	178.00	173.50	0.40	67	20,592	3,601,455.90	252.90	173.50
HNB[NON-VOTING]	147.00	147.00	148.00	142.60	0.00	105	144,651	21,096,034.00	192.00	142.60
HNB ASSURANCE	130.00	115.70	130.90	115.60	(14.30)	195	60,120	7,508,210.20	143.90	80.10
JANASHAKTHI INS.	26.00	26.60	26.70	25.50	0.60	66	146,515	3,854,904.30	31.50	20.00
L O L C HOLDINGS	89.70	88.90	90.70	88.80	(0.80)	19	6,925	616,289.60	138.00	82.40
LANKA VENTURES	40.00	38.90	38.90	38.00	(1.10)	3	1,050	40,035.00	48.50	35.70
LB FINANCE	120.00	120.10	128.00	120.00	0.10	23	3,773	453,009.70	129.90	110.00
NAT. DEV. BANK	93.20	94.20	99.00	92.00	1.00	121	37,571	3,520,750.90	138.00	92.00
NATION LANKA	0.50	0.60	0.60	0.50	0.10	69	1,678,770	919,142.50	1.00	0.50
NATIONS TRUST	90.00	89.90	90.00	87.30	(0.10)	95	1,146,180	103,154,366.30	94.50	80.00
NATIONS TRUST[NON-VOTING]	80.00	80.30	95.00	80.00	0.30	10	1,971	157,777.90	95.00	77.20
PAN ASIA	13.00	12.90	13.00	12.30	(0.10)	59	304,890	3,857,317.50	16.50	12.30
PEOPLE'S INS	19.00	19.70	19.70	18.90	0.70	57	157,062	2,994,496.30	24.00	18.70
PEOPLES LEASING	13.00	13.40	13.80	13.00	0.40	108	213,948	2,821,230.20	17.30	12.90
S M B LEASING	0.40	0.40	0.50	0.30	0.00	95	2,642,781	1,026,647.90	0.70	0.30
S M B LEASING[NON-VOTING]	0.30	0.30	0.30	0.20	0.00	22	574,105	114,881.30	0.30	0.20
SAMPATH	183.80	180.10	185.00	174.50	(3.70)	909	986,989	176,111,569.60	319.50	174.50
SANASA DEV. BANK	64.00	60.00	64.00	60.00	(4.00)	104	35,397	2,179,925.30	110.00	60.00
SEYLAN BANK	58.00	62.80	63.00	56.00	4.80	38	13,349	813,297.60	90.00	56.00
SEYLAN BANK[NON-VOTING]	36.70	35.90	37.00	35.10	(0.80)	142	114,152	4,101,812.80	59.00	35.10
SINGER FINANCE	13.10	12.60	13.10	12.50	(0.50)	94	76,472	974,172.80	16.40	12.50
UNION BANK	11.70	11.00	13.00	11.00	(0.70)	621	2,117,805	24,846,283.40	15.80	10.70
VALLIBEL FINANCE	65.00	65.70	66.00	64.70	0.70	21	7,437	487,006.10	72.50	60.00

**DIRI SAVI BOARD**

AMANA LIFE	9.00	8.70	8.80	8.50	(0.30)	12	12,120	104,335.30	13.50	1.10
AMANA TAKAFUL	5.30	5.50	6.40	4.80	0.20	47	104,325	602,833.50	9.40	0.70
AMF CO LTD	441.00	441.00	441.00	441.00	0.00	6	135	59,535.00	750.00	350.00
ARPICO INSURANCE	17.00	17.90	17.90	16.20	0.90	10	100,887	1,799,243.80	20.00	16.20
BIMPUATH FINANCE	29.40	28.00	29.40	27.00	(1.40)	12	76,091	2,127,933.40	47.00	26.50
COM.CREDIT	23.70	27.30	27.50	23.20	3.60	107	55,054	1,426,844.20	45.00	0.00
DIALOG FINANCE	35.10	35.50	37.00	35.50	0.40	9	386	13,760.00	78.70	25.00
MULTI FINANCE	16.60	17.30	17.50	16.00	0.70	17	6,804	109,825.90	21.00	9.20
ORIENT FINANCE	14.00	13.00	14.40	12.80	(1.00)	244	197,938	2,626,136.70	19.50	10.50
PRIME FINANCE	17.50	17.00	17.60	17.00	(0.50)	6	11,013	191,782.90	24.00	14.40
SOFTLOGIC CAP	5.40	5.50	5.70	5.30	0.10	23	84,664	464,593.00	6.50	5.00
SOFTLOGIC FIN	21.50	21.60	21.90	18.00	0.10	8	1,408	26,805.80	37.00	18.00
Softlogic Life	30.00	31.50	34.00	30.00	1.50	132	68,845	2,152,316.40	50.40	21.50
UNION ASSURANCE	301.30	299.60	305.40	288.00	(1.70)	12	162	48,281.90	364.00	149.00

**WATCH LIST**

Price changes during the week 25-03-2019 to 29-03-2019

සතිය තුළ මිල වෙනස්වීම්

வாரத்துக்கான விலை அசைவுகள்

Company Name	Prv. Week's Close Price (Rs.)	Cur. Week's Close Price (Rs.)	Highest Price (Rs.)	Lowest Price (Rs.)	Change in Price During the week(Rs.)	Trade Volume (No.)	Share Volume (No.)	Turnover (Rs.)	52 Week Highest Price(Rs.)	52 Week Lowest Price(Rs.)
සමාගමේ නම	පෙර සතියේ සමාජන මිල	මේ සතියේ සමාජන මිල	ඉහළම මිල	පහළම මිල	සතිය තුළදී මිල වෙනස් වීම	ගනුදෙනු ප්‍රමාණය	කොටස් ප්‍රමාණය	පිරිවැටුම	සති 52 තුළ ඉහළම මිල	සති 52 තුළ අවම මිල
கம்பனி பெயர்	முன்னைய வார இறுதி நிறைவு விலை	இவ்வார இறுதி நிறைவு விலை	உயர்ந்த விலை	குறைந்த விலை	வாரத்தின் விலை அசைவு	வியாபார அளவுகள்	பங்குகளின் அளவு	புரள்வு	52வார உயர் விலை	52வார குறைந்த விலை

**BANKS FINANCE AND INSURANCE**

**WATCH LIST**

ABANS FINANCIAL	17.20	15.60	16.10	15.40	(1.60)	4	200	3,125.50	25.50	14.50
ARPICO	160.00	154.00	154.00	153.00	(6.00)	5	160	24,580.00	200.00	140.00
ASIA CAPITAL	5.50	5.80	5.90	5.30	0.30	17	4,765	26,092.00	9.10	5.30
COMM LEASE & FIN	2.30	2.60	2.60	2.30	0.30	9	3,140	7,674.00	3.00	1.90
LOLC DEV FINANCE	39.00	36.00	36.10	36.00	(3.00)	3	212	7,642.00	84.00	27.00
LOLC FINANCE	3.10	3.10	3.30	3.00	0.00	128	461,923	1,424,100.80	4.20	3.00
MERCHANT BANK	9.10	10.40	10.50	8.90	1.30	551	1,466,613	14,474,706.00	14.00	7.40
PEOPLE'S MERCH	9.10	9.20	9.70	9.00	0.10	15	13,695	123,296.00	13.50	8.20
SINHAPUTHRA FIN	9.60	9.50	10.20	9.40	(0.10)	70	80,241	782,497.90	12.80	7.50
TRADE FINANCE	50.00	50.00	53.50	53.00	0.00	2	3	159.50	75.00	41.00

**BEVERAGE FOOD AND TOBACCO**

**MAIN BOARD**

BAIRAHA FARMS	114.80	114.80	119.90	110.70	0.00	24	4,611	518,097.50	140.00	110.00
CARGILLS	200.00	200.00	200.00	195.00	0.00	18	27,318	5,461,182.40	209.90	190.00
CEYLON TOBACCO	1,340.00	1,339.90	1,390.00	1,325.00	(0.10)	16	333	446,575.60	1,500.00	0.00
COLD STORES	563.00	575.00	599.80	515.00	12.00	12	209	119,502.30	1,000.00	515.00
CONVENIENCE FOOD	400.00	399.60	400.00	341.30	(0.40)	13	107	42,620.60	570.00	300.00
LION BREWERY	555.00	555.00	555.00	555.00	0.00	16	52,022	28,872,210.00	679.00	0.00
LMF	110.00	110.00	114.00	108.50	0.00	50	270,040	29,704,710.00	177.90	108.50
NESTLE	1,624.60	1,624.60	1,625.00	1,590.00	0.00	12	102	165,043.80	1,850.00	0.00
RENUKA AGRI	1.90	2.00	2.00	1.90	0.10	37	59,488	114,659.00	2.50	1.80
RENUKA FOODS	14.70	13.10	15.00	13.00	(1.60)	21	21,979	290,316.90	17.90	10.50
RENUKA FOODS[NON-VOTING]	10.60	10.00	11.90	10.00	(0.60)	35	5,808	64,767.40	15.80	8.00
TEA SMALLHOLDER	23.00	24.10	24.40	18.90	1.10	24	6,855	138,786.50	37.50	18.90
THREE ACRE FARMS	95.30	98.30	98.50	93.40	3.00	69	17,755	1,701,519.70	120.00	0.00

**DIRI SAVI BOARD**

CEYLON BEVERAGE	825.00	825.00	801.40	790.00	0.00	5	53	41,904.20	899.90	600.00
DILMAH CEYLON	619.90	619.90	541.00	541.00	0.00	1	1	541.00	630.00	530.00
HARISCHANDRA	1,566.00	1,388.90	1,749.90	1,340.00	(177.10)	31	1,446	2,093,123.10	1,749.90	1,057.10
KEELLS FOOD	132.50	124.80	130.00	121.00	(7.70)	25	3,644	451,656.30	149.90	121.00
RAIGAM SALTERNS	1.90	1.90	2.00	1.90	0.00	20	43,791	83,203.90	2.50	1.80

**WATCH LIST**

DISTILLERIES	14.60	14.50	15.50	14.50	(0.10)	42	297,307	4,341,412.80	35.00	14.30
HVA FOODS	2.50	2.90	3.60	2.50	0.40	160	190,078	558,396.90	6.90	1.80
KOTMALE HOLDINGS	230.00	230.00	219.90	195.00	0.00	3	11	2,172.40	250.00	150.00

**CONSTRUCTION AND ENGINEERING**

**MAIN BOARD**

ACCESS ENG SL	13.20	13.00	13.40	12.70	(0.20)	371	1,206,228	15,705,766.20	21.00	12.70
DOCKYARD	55.20	53.00	55.00	52.50	(2.20)	26	5,260	280,078.00	89.90	50.50
LANKEM DEV.	3.50	3.40	3.60	3.20	(0.10)	212	1,531,704	5,303,551.50	7.80	3.20

**CHEMICALS AND PHARMACEUTICALS**

**MAIN BOARD**

CHEMANEX	46.50	59.00	59.40	45.00	12.50	26	11,011	543,836.00	69.00	45.00
CIC	36.40	38.50	40.00	37.50	2.10	15	3,651	139,086.50	60.00	36.00
CIC[NON-VOTING]	27.00	25.60	28.00	25.60	(1.40)	11	1,636	42,527.00	43.00	25.10
HAYCARB	125.00	127.00	130.00	127.00	2.00	4	1,901	241,430.00	154.90	119.10
MULLERS	0.60	0.60	0.70	0.60	0.00	5	25,797	15,478.30	1.00	0.50

**DIRI SAVI BOARD**

LANKEM CEYLON	18.70	22.00	24.90	19.40	3.30	22	7,405	149,058.90	44.90	18.10
---------------	-------	-------	-------	-------	------	----	-------	------------	-------	-------

**WATCH LIST**

INDUSTRIAL ASPH.	371.00	371.00	359.90	291.00	0.00	2	2	650.90	410.00	273.90
------------------	--------	--------	--------	--------	------	---	---	--------	--------	--------

Price changes during the week 25-03-2019 to 29-03-2019

සතිය තුළ මිල වෙනස්වීම්

வாரத்துக்கான விலை அசைவுகள்

Company Name	Prv. Week's Close Price (Rs.)	Cur. Week's Close Price (Rs.)	Highest Price (Rs.)	Lowest Price (Rs.)	Change in Price During the week(Rs.)	Trade Volume (No.)	Share Volume (No.)	Turnover (Rs.)	52 Week Highest Price(Rs.)	52 Week Lowest Price(Rs.)
සමාගමේ නම	පෙර සතියේ සමාජන මිල	මේ සතියේ සමාජන මිල	ඉහළම මිල	පහළම මිල	සතිය තුළදී මිල වෙනස් වීම	ගනුදෙනු ප්‍රමාණය	කොටස් ප්‍රමාණය	පිරිවැටුම	සති 52 තුළ ඉහළම මිල	සති 52 තුළ අවම මිල
கம்பனி பெயர்	முன்னைய வார இறுதி நிறைவு விலை	இவ்வார இறுதி நிறைவு விலை	உயர்ந்த விலை	குறைந்த விலை	வாரத்தின் விலை அசைவு	வியாபார அளவுகள்	பங்குகளின் அளவு	புரள்வு	52வார உயர் விலை	52வார குறைந்த விலை

**CHEMICALS AND PHARMACEUTICALS**

**WATCH LIST**

MORISONS	652.30	652.30	670.00	670.00	0.00	3	12	8,040.00	799.00	500.00
MORISONS[NON-VOTING]	424.50	424.50	380.10	380.00	0.00	2	4	1,520.20	664.00	380.00

**DIVERSIFIED HOLDINGS**

**MAIN BOARD**

AITKEN SPENCE	40.90	41.00	43.50	40.00	0.10	99	373,228	15,256,457.30	56.50	40.00
C T HOLDINGS	165.00	162.90	174.50	161.10	(2.10)	5	544	88,685.80	189.00	145.00
CARSONS	165.00	160.00	165.00	160.00	(5.00)	27	63,344	10,151,616.50	199.00	137.20
DUNAMIS CAPITAL	32.00	30.30	32.50	29.00	(1.70)	25	4,626	142,212.60	45.00	17.00
EXPOLANKA	4.10	4.00	4.10	4.00	(0.10)	89	540,292	2,161,429.40	5.10	3.80
FORT LAND	13.80	13.50	14.00	12.70	(0.30)	47	54,922	751,423.80	20.90	12.70
HAYLEYS	169.20	168.00	169.50	167.00	(1.20)	58	7,505	1,258,002.20	227.00	167.00
HEMAS HOLDINGS	75.00	75.00	78.00	73.50	0.00	54	885,943	65,999,301.90	127.00	73.50
JKH	150.50	156.00	157.00	148.30	5.50	412	2,790,670	429,023,443.00	164.80	126.00
MELSTACORP	38.00	36.00	39.50	36.00	(2.00)	102	4,021,238	145,167,420.70	62.90	0.00
RICHARD PIERIS	9.30	9.20	9.40	9.00	(0.10)	89	203,251	1,868,337.80	13.00	9.00
SOFTLOGIC	16.00	16.00	18.90	15.90	0.00	242	464,611	7,559,277.10	26.00	15.90
SUNSHINE HOLDING	47.00	47.00	47.00	45.90	0.00	5	103	4,729.90	60.00	42.00

**DIRI SAVI BOARD**

BROWNS INVSTMNTS	1.60	1.50	1.70	1.50	(0.10)	74	760,901	1,216,505.80	3.40	1.50
VALLIBEL ONE	14.00	14.30	14.80	13.90	0.30	82	117,134	1,644,834.50	23.60	13.90

**WATCH LIST**

AMBEON CAPITAL	3.60	3.70	3.80	3.40	0.10	18	29,627	101,584.30	5.90	3.20
----------------	------	------	------	------	------	----	--------	------------	------	------

**FOOTWEAR AND TEXTILES**

**MAIN BOARD**

HAYLEYS FABRIC	8.60	8.50	8.80	8.50	(0.10)	94	93,759	803,575.80	13.70	8.40
----------------	------	------	------	------	--------	----	--------	------------	-------	------

**WATCH LIST**

ODEL PLC	27.90	26.10	26.20	24.50	(1.80)	14	1,990	49,570.70	32.50	22.10
----------	-------	-------	-------	-------	--------	----	-------	-----------	-------	-------

**HOTELS AND TRAVELS**

**MAIN BOARD**

A.SPEN.HOT.HOLD.	22.80	23.70	24.00	22.10	0.90	53	809,981	18,695,354.00	34.90	21.00
AHOT PROPERTIES	42.00	41.90	43.00	40.00	(0.10)	65	121,104	4,925,826.40	55.00	34.80
AMAYA LEISURE	36.10	37.20	38.70	35.50	1.10	29	1,378	49,723.70	60.00	35.00
CITRUS LEISURE	3.90	4.20	4.40	3.90	0.30	91	164,038	667,833.90	8.00	3.80
DOLPHIN HOTELS	25.90	26.50	26.50	25.10	0.60	14	103,960	2,720,475.40	29.90	23.00
HOTEL SIGIRIYA	56.00	59.10	65.00	55.00	3.10	19	7,956	467,519.90	74.00	45.00
HOTELS CORP.	9.60	9.20	10.30	8.00	(0.40)	26	15,201	128,046.80	16.50	8.00
HUNAS FALLS	180.60	180.00	189.00	180.00	(0.60)	21	2,816	506,970.00	207.80	61.00
KANDY HOTELS	4.40	4.50	4.50	4.40	0.10	17	11,516	51,124.50	5.70	4.40
KINGSBURY	12.20	12.80	12.90	12.00	0.60	33	21,107	259,548.40	18.90	12.00
RENUKA CITY HOT.	235.00	250.00	250.00	234.90	15.00	15	4,854	1,145,303.20	331.70	210.00
SIGIRIYA VILLAGE	45.00	46.70	46.70	45.00	1.70	11	2,153	99,305.00	48.50	37.00
TANGERINE	37.30	40.60	42.00	40.00	3.30	10	1,165	47,481.50	48.50	34.20

**DIRI SAVI BOARD**

BANSEI RESORTS	4.90	6.60	7.20	4.50	1.70	99	177,941	1,030,395.50	7.30	4.10
BERUWALA RESORTS	0.60	0.60	0.70	0.50	0.00	40	258,015	154,504.40	0.90	0.50
CITRUS HIKKADUWA	3.60	3.70	3.90	3.50	0.10	34	40,372	147,782.80	7.90	3.20
CITRUS WASKADUWA	2.00	2.30	2.40	1.80	0.30	33	106,691	229,606.80	3.80	1.80
EDEN HOTEL LANKA	11.90	13.50	13.50	11.30	1.60	27	142,813	1,911,183.50	18.40	10.00
FORTRESS RESORTS	9.70	10.00	10.00	9.70	0.30	23	45,961	459,435.00	11.70	8.60
GALADARI	6.20	6.80	7.00	6.20	0.60	50	28,755	186,963.20	9.40	6.20
JETWING SYMPHONY	10.00	9.70	10.00	9.70	(0.30)	8	3,540	35,280.00	15.00	0.00



Price changes during the week 25-03-2019 to 29-03-2019

සතිය තුළ මිල වෙනස්වීම්

වාර්ෂිකවලට වටිනාකමක් ඇති සමාජයේ සාමාජිකයන්

Company Name	Prv. Week's Close Price (Rs.)	Cur. Week's Close Price (Rs.)	Highest Price (Rs.)	Lowest Price (Rs.)	Change in Price During the week(Rs.)	Trade Volume (No.)	Share Volume (No.)	Turnover (Rs.)	52 Week Highest Price(Rs.)	52 Week Lowest Price(Rs.)
සමාජයේ නම	පෙර සතිසේ සමාජයේ මිල	මේ සතිසේ සමාජයේ මිල	ඉහළම මිල	පහළම මිල	සතිය තුළදී මිල වෙනස් වීම	ලබාදෙන ප්‍රමාණය	කොටස් ප්‍රමාණය	පිරිවැටුම	සති 52 තුළ ඉහළම මිල	සති 52 තුළ පහළම මිල
කම්පනි பெயர்	முன்னைய வார இறுதி நிறைவு விலை	இவ்வார இறுதி நிறைவு விலை	உயர்ந்த விலை	குறைந்த விலை	வாரத்தின் விலை அசைவு	வியாபார அளவுகள்	பங்குகளின் அளவு	புரள்வு	52வார உயர் விலை	52வார குறைந்த விலை

**HOTELS AND TRAVELS**

**DIRI SAVI BOARD**

KEELLS HOTELS	7.40	7.50	7.80	7.20	0.10	44	115,080	860,994.50	10.10	7.20
LIGHTHOUSE HOTEL	25.90	25.60	26.00	25.50	(0.30)	4	798	20,477.50	43.30	25.00
MAHAWELI REACH	13.50	13.60	14.20	12.50	0.10	11	1,793	24,264.20	18.40	12.50
MARAWILA RESORTS	1.50	1.60	1.60	1.50	0.10	27	201,750	309,305.10	2.50	1.50
NUWARA ELIYA	1,000.00	1,250.00	1,250.00	1,039.00	250.00	25	273	334,566.00	1,350.00	891.00
PALM GARDEN HOTEL	18.90	18.50	18.80	16.50	(0.40)	7	1,513	27,046.50	27.80	16.50
PEGASUS HOTELS	24.50	24.00	24.30	21.50	(0.50)	17	11,777	285,377.30	33.00	20.00
RAMBODA FALLS	18.00	19.00	19.00	19.00	1.00	3	3,308	62,852.00	22.20	15.90
RENUKA HOTELS	44.90	45.00	45.00	41.00	0.10	26	14,497	640,301.90	85.00	35.00
ROYAL PALMS	14.10	16.10	16.40	15.40	2.00	13	1,567	24,554.40	19.80	14.00
SERENDIB HOTELS	13.60	15.90	15.90	13.50	2.30	8	842	11,657.00	20.10	13.50
SERENDIB HOTELS[NON-VOTING]	12.60	12.60	11.00	11.00	0.00	1	50	550.00	18.00	10.00
TAL LANKA	9.50	9.40	11.10	9.10	(0.10)	28	23,026	214,778.70	17.70	9.10

**WATCH LIST**

ANILANA HOTELS	0.80	0.80	0.90	0.70	0.00	44	215,529	166,942.50	1.50	0.70
BROWNS BEACH	11.10	11.60	11.80	11.30	0.50	15	3,763	43,024.80	17.40	11.00

**HEALTH CARE**

**MAIN BOARD**

ASIRI	21.50	20.20	21.00	19.50	(1.30)	59	19,026	382,284.40	27.60	19.50
ASIRI SURG	9.20	9.50	9.50	8.90	0.30	61	39,714	361,237.60	10.80	8.90
DURDANS	72.30	72.30	75.00	72.40	0.00	5	53	3,949.60	87.00	68.50
DURDANS[NON-VOTING]	68.00	67.60	68.00	67.50	(0.40)	8	29,308	1,986,186.80	76.00	54.20
NAWALOKA	4.10	4.20	4.30	4.10	0.10	13	31,902	134,768.40	4.80	4.10

**DIRI SAVI BOARD**

SINGHE HOSPITALS	1.30	1.30	1.30	1.10	0.00	24	31,507	38,858.80	1.80	1.10
------------------	------	------	------	------	------	----	--------	-----------	------	------

**WATCH LIST**

LANKA HOSPITALS	43.00	43.70	47.00	42.00	0.70	45	13,372	590,840.40	60.00	39.00
-----------------	-------	-------	-------	-------	------	----	--------	------------	-------	-------

**INVESTMENT TRUSTS**

**MAIN BOARD**

CEYLON GUARDIAN	64.00	61.80	63.90	61.80	(2.20)	31	60,488	3,740,092.70	99.80	61.00
CEYLON INV.	34.50	36.50	36.90	34.50	2.00	19	15,503	535,722.20	47.70	33.00
LANKA REALTY	23.60	23.90	24.50	20.50	0.30	75	30,962	729,629.60	39.50	18.00
LEE HEDGES	70.10	70.00	70.50	70.00	(0.10)	9	118,063	8,265,045.00	88.80	54.30
RENUKA HOLDINGS	12.70	13.40	14.70	12.60	0.70	101	237,953	3,115,335.00	21.50	12.60
RENUKA HOLDINGS[NON-VOTING]	9.00	9.00	9.60	8.80	0.00	22	30,023	271,265.80	16.00	8.80

**DIRI SAVI BOARD**

AMBEON HOLDINGS	9.20	9.20	9.40	9.10	0.00	31	51,287	471,800.40	12.00	8.60
CIT	60.00	60.00	60.00	60.00	0.00	2	72	4,320.00	88.90	56.00
GUARDIAN CAPITAL	20.00	20.30	20.90	17.50	0.30	35	4,400	82,080.60	30.50	17.50

**INFORMATION TECHNOLOGY**

**DIRI SAVI BOARD**

E - CHANNELLING	3.90	4.00	4.10	4.00	0.10	25	47,324	189,306.20	6.10	3.80
-----------------	------	------	------	------	------	----	--------	------------	------	------

**LAND AND PROPERTY**

**MAIN BOARD**

CARGO BOAT	52.10	61.00	61.00	53.90	8.90	9	35,370	2,156,168.00	89.70	52.00
COLOMBO LAND	11.80	11.80	12.00	11.10	0.00	44	69,307	817,173.00	20.50	11.10
KELSEY	25.10	25.10	27.80	27.80	0.00	1	39	1,084.20	43.00	20.00
ON'ALLY	100.00	100.00	100.00	100.00	0.00	13	2,236	223,600.00	118.80	50.50
OVERSEAS REALTY	16.00	16.40	16.40	15.90	0.40	69	100,693	1,615,226.70	18.10	15.30
R I L PROPERTY	6.40	6.40	6.60	6.40	0.00	4	1,715	11,289.00	7.70	6.30

Price changes during the week 25-03-2019 to 29-03-2019

සහිත තුළ මිල වෙනස්වීම්

වාර්තා කළ හැකි විවිධ අයිතමයන්

Company Name	Prv. Week's Close Price (Rs.)	Cur. Week's Close Price (Rs.)	Highest Price (Rs.)	Lowest Price (Rs.)	Change in Price During the week (Rs.)	Trade Volume (No.)	Share Volume (No.)	Turnover (Rs.)	52 Week Highest Price (Rs.)	52 Week Lowest Price (Rs.)
සමාගමේ නම	පෙර සතියේ සමාජිත මිල	මේ සතියේ සමාජිත මිල	ඉහළම මිල	පහළම මිල	සතිය තුළදී මිල වෙනස් වීම	ගනුදෙනු ප්‍රමාණය	කොටස් ප්‍රමාණය	පිරිවැටුම	සති 52 තුළ ඉහළම මිල	සති 52 තුළ අවම මිල
කම්පනි பெயர்	முன்னைய வார இறுதி நிறைவு விலை	இவ்வார இறுதி நிறைவு விலை	உயர்ந்த விலை	குறைந்த விலை	வாரத்தின் விலை அசைவு	வியாபார அளவுகள்	பங்குகளின் அளவு	புரள்வு	52வார உயர் விலை	52வார குறைந்த விலை

LAND AND PROPERTY

MAIN BOARD

SEYLAN DEVTS	11.20	10.00	11.40	10.00	(1.20)	210	474,330	5,226,278.90	14.00	10.00
YORK ARCADE	76.00	70.10	79.00	70.10	(5.90)	7	544	38,159.10	115.00	70.10

DIRI SAVI BOARD

C T LAND	26.60	28.40	28.40	26.10	1.80	20	3,896	103,267.10	36.80	26.10
EQUITY TWO PLC	48.60	53.00	53.00	52.90	4.40	5	1,000	52,988.00	74.80	42.00
MILLENNIUM HOUSE	6.70	7.00	7.50	6.20	0.30	49	25,282	165,298.60	11.60	6.00
SERENDIB ENG.GRP	6.70	6.70	6.90	6.30	0.00	58	141,988	933,003.80	10.10	6.00

WATCH LIST

COMMERCIAL DEV.	70.60	70.10	70.70	70.00	(0.50)	8	2,916	204,590.00	80.00	66.20
EAST WEST	16.30	17.50	17.60	16.10	1.20	440	832,135	14,240,168.60	20.60	11.90
PDL	118.00	116.00	116.00	114.40	(2.00)	10	945	109,548.00	133.00	100.10
SERENDIB LAND	1,300.00	1,300.00	1,299.00	1,299.00	0.00	1	1	1,299.00	1,852.10	1,120.00

MANUFACTURING

MAIN BOARD

ABANS	52.50	52.00	54.90	51.00	(0.50)	16	1,802	92,897.50	95.00	51.00
ACL	35.30	32.30	33.30	32.20	(3.00)	38	7,858	256,603.80	43.90	32.00
ACL PLASTICS	75.60	78.80	79.50	71.00	3.20	11	5,410	406,670.20	131.00	67.00
ACME	3.10	3.50	3.50	3.10	0.40	41	97,724	320,166.60	7.10	3.10
BLUE DIAMONDS	0.40	0.40	0.50	0.40	0.00	16	54,641	23,188.50	1.00	0.40
BLUE DIAMONDS[NON-VOTING]	0.20	0.30	0.30	0.20	0.10	28	392,642	78,630.70	0.40	0.20
CENTRAL IND.	28.00	28.20	30.00	27.00	0.20	77	50,717	1,402,336.40	40.00	26.00
CHEVRON	62.90	62.60	64.40	62.00	(0.30)	124	25,276	1,585,419.30	107.80	62.00
DANKOTUWA PORCEL	5.40	5.30	5.70	5.30	(0.10)	133	527,923	2,878,880.00	7.70	5.20
DIPPED PRODUCTS	77.20	78.00	80.00	77.00	0.80	10	3,531	273,983.90	99.10	66.20
GRAIN ELEVATORS	51.10	52.10	53.40	50.50	1.00	65	70,856	3,683,839.70	73.20	50.20
HAYLEYS FIBRE	88.00	85.70	87.90	82.00	(2.30)	80	18,458	1,587,139.90	110.00	60.00
KELANI CABLES	67.10	67.40	72.40	67.20	0.30	21	1,603	108,153.20	100.00	67.10
KELANI TYRES	32.00	30.90	32.40	30.60	(1.10)	66	73,531	2,287,146.10	49.50	30.00
LANKA ALUMINIUM	48.10	54.40	54.40	51.00	6.30	6	225	12,155.00	70.00	45.40
LANKA TILES	65.50	70.00	70.00	63.00	4.50	28	7,054	466,176.50	106.50	63.00
LANKA WALLTILE	55.10	60.00	62.20	55.00	4.90	46	9,802	582,045.00	100.00	55.00
LAXAPANA	11.00	10.80	11.00	10.00	(0.20)	12	6,251	62,771.60	13.00	9.40
PIRAMAL GLASS	3.40	3.50	3.60	3.40	0.10	61	140,332	486,173.60	6.00	3.30
PRINTCARE PLC	33.00	33.00	33.00	33.00	0.00	1	1	33.00	37.90	23.50
REGNIS	72.00	62.60	67.00	60.00	(9.40)	28	3,216	207,194.60	104.00	60.00
ROYAL CERAMIC	58.00	59.00	60.00	58.30	1.00	87	87,620	5,229,993.90	109.50	58.00
SWISSTEK	34.80	34.80	35.00	34.00	0.00	40	17,555	602,889.80	61.90	31.80
TEEJAY LANKA	30.00	30.40	32.00	29.60	0.40	55	620,652	18,622,438.00	35.20	27.60
TOKYO CEMENT	20.40	20.70	21.70	20.00	0.30	147	908,230	18,274,906.90	59.90	20.00
TOKYO CEMENT[NON-VOTING]	18.60	18.50	20.00	17.50	(0.10)	95	78,820	1,432,287.20	49.80	17.50
UNISYST	13.10	13.50	14.90	12.50	0.40	78	55,606	722,995.00	23.20	12.50

DIRI SAVI BOARD

AGSTAR PLC	3.80	4.00	4.50	3.90	0.20	10	3,970	16,236.10	5.10	3.20
ALUMEX PLC	10.00	10.00	10.00	9.70	0.00	63	68,151	673,883.50	18.00	9.70
BOGALA GRAPHITE	12.70	12.20	12.70	12.00	(0.50)	24	55,647	678,968.50	15.70	12.00
BPPL HOLDINGS	9.80	9.90	10.50	9.90	0.10	2	400	4,020.00	13.50	9.80
LANKA CERAMIC	139.90	139.90	139.90	139.90	0.00	2	51	7,134.90	178.00	129.20
RICH PIERIS EXP	226.00	212.00	230.00	201.20	(14.00)	213	36,990	8,156,819.00	248.00	160.00
SINGER IND.	62.00	58.00	60.10	47.20	(4.00)	12	1,765	102,535.50	175.00	47.20

WATCH LIST

SIERRA CABL	1.50	1.60	1.80	1.50	0.10	136	1,131,823	1,770,957.10	2.40	1.50
-------------	------	------	------	------	------	-----	-----------	--------------	------	------

Price changes during the week 25-03-2019 to 29-03-2019

සහිත තුළ මිල වෙනස්වීම්

වාර්තා කළ හැකි විවිධ අයුතුකම්

Company Name	Prv. Week's Close Price (Rs.)	Cur. Week's Close Price (Rs.)	Highest Price (Rs.)	Lowest Price (Rs.)	Change in Price During the week (Rs.)	Trade Volume (No.)	Share Volume (No.)	Turnover (Rs.)	52 Week Highest Price (Rs.)	52 Week Lowest Price (Rs.)
සමාගමේ නම	පෙර සතියේ සමාජන මිල	මේ සතියේ සමාජන මිල	ඉහළම මිල	පහළම මිල	සතිය තුළදී මිල වෙනස් වීම	ගනුදෙනු ප්‍රමාණය	කොටස් ප්‍රමාණය	පිරිවැටුම	සති 52 තුළ ඉහළම මිල	සති 52 තුළ පහළම මිල
කම්පනි பெயர்	முன்னைய வார இறுதி நிறைவு விலை	இவ்வார இறுதி நிறைவு விலை	உயர்ந்த விலை	குறைந்த விலை	வாரத்தின் விலை அசைவு	வியாபார அளவுகள்	பங்குகளின் அளவு	புரள்வு	52வார உயர் விலை	52வார குறைந்த விலை

MOTORS										
MAIN BOARD										
AUTODROME	84.90	84.90	85.00	74.00	0.00	2	11	825.00	105.00	65.00
C M HOLDINGS	39.20	36.10	38.00	35.20	(3.10)	12	230	8,537.00	73.80	35.20
DIMO	305.70	304.70	310.00	290.00	(1.00)	35	2,115	646,470.00	476.70	290.00
LANKA ASHOK	628.00	628.00	605.00	600.00	0.00	5	41	24,615.00	1,120.00	600.00
UNITED MOTORS	70.20	66.80	72.00	66.00	(3.40)	16	14,718	1,004,054.50	87.40	66.00

DIRI SAVI BOARD										
SATHOSA MOTORS	475.80	457.90	460.00	385.10	(17.90)	8	388	177,205.10	550.00	300.00

OIL PALMS										
MAIN BOARD										
BUKIT DARAH	200.20	200.00	200.00	191.50	(0.20)	19	14,520	2,892,652.60	238.00	190.00

WATCH LIST										
INDO MALAY	1,300.00	1,300.00	977.10	977.10	0.00	2	5	4,885.50	1,620.00	977.10
SELINSING	711.40	711.40	537.30	537.30	0.00	2	3	1,611.90	835.00	537.30

POWER AND ENERGY										
MAIN BOARD										
LANKA IOC	17.70	17.40	17.90	17.10	(0.30)	194	318,337	5,562,107.90	37.00	17.10
LAUGFS GAS	15.90	16.80	17.30	15.50	0.90	61	24,392	398,196.60	37.00	14.60
LAUGFS GAS[NON-VOTING]	11.70	13.10	13.20	11.90	1.40	68	43,260	534,441.00	28.00	11.50
LVL ENERGY	7.90	7.90	8.00	7.70	0.00	13	88,067	689,583.10	10.00	7.30
PANASIAN POWER	2.90	3.00	3.00	2.90	0.10	78	1,125,958	3,323,704.80	3.50	2.70
RESUS ENERGY	18.60	18.50	19.00	18.10	(0.10)	59	27,512	502,886.60	33.00	18.10
VALLIBEL	6.00	5.90	6.00	5.90	(0.10)	55	88,593	524,469.80	7.50	5.90
VIDULLANKA	4.50	4.40	4.50	4.40	(0.10)	13	2,278,550	10,025,670.00	5.00	4.10

WATCH LIST										
LOTUS HYDRO	5.70	5.20	5.40	5.20	(0.50)	12	22,000	117,320.00	6.10	4.20

PLANTATIONS										
MAIN BOARD										
AGALAWATTE	13.50	13.50	14.40	14.00	0.00	2	60	852.00	20.80	12.50
BALANGODA	11.70	11.60	12.50	10.90	(0.10)	96	109,017	1,275,617.00	28.00	10.90
HORANA	17.00	17.00	17.00	17.00	0.00	1	152	2,584.00	26.80	13.60
KAHAWATTE	32.00	39.00	40.00	34.90	7.00	13	860	31,579.70	44.00	30.00
KEGALLE	62.50	55.00	63.90	55.00	(7.50)	63	18,165	1,113,478.90	70.00	50.00
KELANI VALLEY	93.00	93.00	91.00	91.00	0.00	1	10	910.00	99.90	60.50
KOTAGALA	6.10	7.00	7.10	5.90	0.90	158	175,046	1,191,672.30	11.40	5.90
MALWATTE	6.10	6.80	7.00	5.70	0.70	31	45,387	297,686.00	10.20	5.40
MALWATTE[NON-VOTING]	4.10	4.20	4.40	3.90	0.10	17	23,689	99,204.90	9.40	3.90
NAMUNUKULA	73.50	64.00	74.90	60.00	(9.50)	103	13,850	945,600.90	95.00	55.50
TALAWAKELLE	46.20	48.70	48.70	45.90	2.50	7	7,310	338,822.00	59.90	42.50
WATAWALA	18.70	18.50	20.00	18.00	(0.20)	47	27,959	532,126.90	30.60	18.00

DIRI SAVI BOARD										
BOGAWANTALAWA	10.10	10.90	11.00	9.60	0.80	18	4,953	51,837.10	17.30	8.50
ELPITIYA	17.30	18.10	19.30	17.40	0.80	29	19,001	342,791.00	29.70	17.30
HAPUGASTENNE	18.00	17.00	18.20	15.60	(1.00)	4	160	2,714.00	29.30	13.50
HATTON	6.60	6.70	6.80	6.20	0.10	15	8,022	51,439.90	8.70	6.20
MASKELIYA	9.80	10.80	11.40	9.40	1.00	53	31,036	316,255.90	22.00	8.30
UDAPUSSELLAWA	27.00	29.90	30.00	25.30	2.90	19	2,315	61,526.50	44.50	23.40

WATCH LIST										
MADULSIMA	6.10	6.10	6.20	5.60	0.00	56	36,615	211,071.00	11.80	5.60

STORES AND SUPPLIES										
MAIN BOARD										
COLOMBO CITY	650.10	707.90	737.70	582.00	57.80	28	737	468,031.40	900.00	582.00

සතිය තුළ මිල වෙනස්වීම්

වාර්තා කළ හැකි වශයෙන් විකල්ප අයිතමය

Company Name	Prv. Week's Close Price (Rs.)	Cur. Week's Close Price (Rs.)	Highest Price (Rs.)	Lowest Price (Rs.)	Change in Price During the week (Rs.)	Trade Volume (No.)	Share Volume (No.)	Turnover (Rs.)	52 Week Highest Price (Rs.)	52 Week Lowest Price (Rs.)
සමාගමේ නම	පෙර සතියේ සමාජන මිල	මේ සතියේ සමාජන මිල	ඉහළම මිල	පහළම මිල	සතිය තුළදී මිල වෙනස් වීම	ගනුදෙනු ප්‍රමාණය	කොටස් ප්‍රමාණය	පිරිවැටුම	සති 52 තුළ ඉහළම මිල	සති 52 තුළ අවම මිල
කම්පනි பெயர்	முன்னைய வார இறுதி நிறைவு விலை	இவ்வார இறுதி நிறைவு விலை	உயர்ந்த விலை	குறைந்த விலை	வாரத்தின் விலை அசைவு	வியாபார அளவுகள்	பங்குகளின் அளவு	புரள்வு	52வார உயர் விலை	52வார குறைந்த விலை

**STORES AND SUPPLIES****MAIN BOARD**

GESTETNER	99.90	88.00	88.10	88.00	(11.90)	7	213	18,745.10	119.90	88.00
HUNTERS	400.00	400.00	400.00	390.00	0.00	6	1,021	405,400.00	510.00	350.00

**SERVICES****DIRI SAVI BOARD**

ASIA SIYAKA	1.80	1.90	1.90	1.80	0.10	20	172,630	313,857.00	2.40	1.70
CEYLON TEA BRKRS	2.60	2.70	2.80	2.60	0.10	37	40,672	107,518.90	3.90	2.50
JOHN KEELLS	47.10	48.00	48.90	46.10	0.90	14	1,938	92,804.90	70.00	46.00
RENUKA CAPITAL	3.60	3.40	3.50	3.20	(0.20)	39	17,791	59,348.40	4.80	3.20

**WATCH LIST**

MERC. SHIPPING	69.70	69.70	60.00	59.00	0.00	3	3	178.00	90.00	53.00
----------------	-------	-------	-------	-------	------	---	---	--------	-------	-------

**TELECOMMUNICATIONS****MAIN BOARD**

DIALOG	9.30	9.10	9.30	9.00	(0.20)	277	3,471,964	31,610,739.50	14.80	9.00
SLT	22.70	21.40	23.70	21.20	(1.30)	105	62,021	1,359,970.80	30.00	18.90

**TRADING****MAIN BOARD**

EASTERN MERCHANT	3.90	3.90	4.00	3.90	0.00	23	47,249	187,321.70	6.00	3.70
RADIANT GEMS	16.10	16.10	17.50	17.40	0.00	3	102	1,775.00	33.00	15.60
SINGER SRI LANKA	25.00	25.00	26.50	24.90	0.00	22	8,277	207,990.90	41.00	24.50

**DIRI SAVI BOARD**

BROWNS	50.00	48.00	50.00	48.00	(2.00)	15	5,798	287,191.50	74.50	46.50
C.W.MACKIE	37.10	40.40	40.60	38.50	3.30	19	4,268	170,656.10	52.40	37.00
TESS AGRO	0.40	0.40	0.50	0.40	0.00	51	493,531	199,913.00	1.00	0.30
TESS AGRO[NON-VOTING]	0.40	0.40	0.50	0.40	0.00	21	274,178	119,671.50	1.20	0.30

**WATCH LIST**

OFFICE EQUIPMENT	81.50	70.00	70.00	70.00	(11.50)	2	200	14,000.00	91.90	54.90
------------------	-------	-------	-------	-------	---------	---	-----	-----------	-------	-------

**Price Index by Sector - Closing Index for the week /**

வீக்சேது வகெயன் 2019 டுப்டெய / துறையீதியான விலை சுட்டி - வார நிறைவில் சுட்டிகள்

	25-03-2019	26-03-2019	27-03-2019	28-03-2019	29-03-2019	52 Week High	52 Week Low
All Share Index	5,529.67	5,513.68	5,511.77	5,556.28	5,557.24	6,551.83	5,511.77
S&P SL 20	2,717.60	2,708.00	2,701.87	2,736.49	2,738.95	3,690.79	2,701.87
BANKS FINANCE AND INSURANCE	14,540.26	14,515.92	14,456.78	14,600.52	14,678.62	17,479.16	14,456.78
BEVERAGE FOOD AND TOBACCO	22,829.03	22,790.53	22,831.13	22,886.94	22,863.03	25,560.45	22,790.53
CHEMICALS AND PHARMACEUTICALS	4,882.82	4,874.88	4,800.24	4,889.40	4,912.08	5,795.73	4,747.83
CONSTRUCTION AND ENGINEERING	1,345.28	1,333.42	1,319.13	1,334.02	1,327.76	2,105.59	1,287.50
DIVERSIFIED HOLDINGS	1,419.07	1,418.78	1,416.72	1,438.49	1,433.95	1,784.30	1,416.72
FOOTWEAR AND TEXTILES	911.73	819.77	821.79	821.79	862.10	985.46	777.10
HEALTH CARE	761.18	759.14	768.87	774.56	769.78	988.09	759.14
HOTELS AND TRAVELS	2,584.28	2,577.48	2,575.40	2,585.97	2,599.29	2,862.77	2,575.40
INFORMATION TECHNOLOGY	23.85	23.85	23.85	23.85	23.85	35.55	22.74
INVESTMENT TRUSTS	8,716.47	8,536.53	8,633.75	8,693.87	8,747.63	11,310.62	8,536.53
LAND AND PROPERTY	530.15	530.33	532.61	535.30	537.62	596.02	529.33
MANUFACTURING	2,499.82	2,498.46	2,498.58	2,521.16	2,514.76	3,628.33	2,498.46
MOTORS	11,696.24	11,549.80	11,549.80	11,422.87	11,250.85	14,542.68	11,250.85
OIL PALMS	49,323.37	49,323.37	49,263.87	49,263.87	49,335.27	52,882.05	48,697.90
PLANTATIONS	707.33	695.78	694.99	713.05	716.80	971.45	694.99
POWER AND ENERGY	91.53	90.98	91.38	92.66	92.45	138.77	90.98
SERVICES	14,751.30	14,685.51	15,160.94	15,037.03	15,112.73	19,680.17	14,685.51
STORES AND SUPPLIES	27,996.28	27,578.89	27,578.89	27,578.89	28,165.75	29,847.21	24,892.70
TELECOMMUNICATIONS	128.39	126.27	127.58	128.79	126.07	188.56	126.07
TRADING	10,361.72	10,388.65	10,281.71	10,297.94	10,111.73	14,682.22	10,111.73

**Trading figures for the last four weeks and previous 2 years**

பட்டியல் பதி 4 னா பட்டியல் வசர் 2 பட்டியல் துறையீது பட்டியல்

கடந்த நான்கு வாரங்கள் மற்றும் கடந்த 2 வருடங்களுக்கான வியாபாரப் புள்ளிவிபரங்கள்

**Previous Years**

பூர்வ வசர்  
கடந்த வருடங்கள்

	29-03-2019	22-03-2019	15-03-2019	08-03-2019	29-03-2018	31-03-2017
<b>Trading Volumes</b>						
துறையீது பூர்வ						
வியாபார அளவுகள்						
Total Turnover (Rs.)	1,529,300,370.70	1,909,632,384.20	3,432,435,590.00	4,182,326,474.00	19,385,474,622.30	6,064,335,618.30
பட்டியல் பட்டியல் மொத்தப் புள்ளி						
Share Volume (No.)	48,628,605	59,076,149	84,747,490	65,257,786	357,185,849	222,399,866
கூடுதல் பூர்வ பங்கு அளவு						
Trades (No.)	14,830	10,356	17,116	11,161	17,467	15,952
துறையீது பட்டியல் வியாபாரங்கள்						
Market Days	5	4	5	4	4	5
வேலையேடு தின சந்தை நாட்கள்						
<b>Averages</b>						
பூர்வ சராசரிகள்						
Total Turnover (Rs.)	305,860,074.14	477,408,096.05	686,487,118.00	1,045,581,618.50	4,846,368,655.58	1,212,867,123.66
பட்டியல் பட்டியல் மொத்தப் புள்ளி						
Share Volume (No.)	9,725,721	14,769,037	16,949,498	16,314,447	89,296,462	44,479,973
கூடுதல் பூர்வ பங்கு அளவு						
Trades (No.)	2,966	2,589	3,423	2,790	4,367	3,190
துறையீது பட்டியல் வியாபாரங்கள்						

**Contribution of top 10 securities to the change of ASPI for the week / සියලු 30 நாட்கள் මිල දර්ශකයේ වෙනස් වීම සඳහා ඉහළම දායකත්වය දැක්වූ සුරැකුම්පත් 10 / අපවිසු**  
 இன் வாரத்துக்கான அசைவிற்கு பங்களிப்பு வழங்கிய முதல் 10 சிறந்த பிணையங்கள்

Company ID	Company Name	Points
සමාගමේ සංකේතය කම්පනි குறியீடு	සමාගමේ නම கம்பனி பெயர்	ලකුණු புள்ளிகள்
JKH	JKH	15.51
CINS	CEYLINCO INS.	7.41
CLC	COMM LEASE & FIN	4.09
COMB	COMMERCIAL BANK	3.2
SEYB	SEYLAN BANK	2.5
COCR	COM.CREDIT	2.44
CCS	COLD STORES	2.43
PLC	PEOPLES LEASING	1.35
AAIC	Softlogic Life	1.2
KAHA	KAHAWATTE	1.19

**Trading Statistics on a Daily Basis / දෛනික පදනම මත ගනුදෙනු සංඛ්‍යා දත්ත / தினசரி அடிப்படையில் வியாபார புள்ளி விபரங்கள்**

Current Week / මෙම සතිය තුළ / இவ்வாரம்				Current Week (Previous Year) / මෙම සතිය (පසුගිය වසරේ) / இவ்வாரம் (கடந்த வருடம்)			
Date	Turnover(Rs.)	Shares(No.)	Trades(No.)	Date	Turnover(Rs.)	Shares(No.)	Trades(No.)
දිනය	පිරිවැටුම	කොටස් සංඛ්‍යාව	ගනුදෙනු සංඛ්‍යාව	දිනය	පිරිවැටුම	කොටස් සංඛ්‍යාව	ගනුදෙනු සංඛ්‍යාව
திகதி	புரள்வு	பங்குகள்	வியாபாரம்	திகதி	புரள்வு	பங்குகள்	வியாபாரம்
25-03-2019	268,419,085.80	4,998,622	2,350	26-03-2018	1,594,988,410.40	57,213,157	4,202
26-03-2019	311,456,244.00	13,296,262	2,935	27-03-2018	865,928,943.00	29,868,381	4,455
27-03-2019	165,038,855.80	7,381,676	2,842	28-03-2018	13,397,417,470.40	162,434,822	3,800
28-03-2019	457,771,653.20	13,661,381	3,334	29-03-2018	3,527,139,798.50	107,669,489	5,010
29-03-2019	326,614,531.90	9,290,664	3,369				

**Crossings for the week / සතිය තුළ සාකච්ඡා කළ ගනුදෙනු / வாரத்தில் சந்திப்பு பலகையில் பரிமாற்றப்பட்டவை**

Trade Date	Company Name	Price (Rs.)	Quantity	Turnover (Rs.)
ගනුදෙනු දිනය	සමාගමේ නම	මිල	ප්‍රමාණය	පිරිවැටුම
வியாபாரத் திகதி	கம்பனி பெயர்	விலை	அளவு	புரள்வு
26-MAR-19	NATIONS TRUST	90.00	237,226	21,350,340.00
26-MAR-19	NATIONS TRUST	90.00	262,774	23,649,660.00
28-MAR-19	MELSTACORP	36.00	1,255,245	45,188,820.00
28-MAR-19	MELSTACORP	36.00	1,862,313	67,043,268.00

**Sector Wise Top 5 Gainers for the week / සති 5 තුළ ඉහළ මිල ගණන් වාර්තා කළ සමාගම් අතර ප්‍රමුඛතම සමාගම් 05 (ක්ෂේත්‍ර වශයෙන්) / වාර්තාව තුළින් ප්‍රමුඛතම සමාගම් 05 (ක්ෂේත්‍ර වශයෙන්) / වාර්තාව තුළින් ප්‍රමුඛතම සමාගම් 05 (ක්ෂේත්‍ර වශයෙන්)**

**BANKS FINANCE AND INSURANCE**

Company Name	Current Close Price (Rs.)	Previous Close Price (Rs.)	Change (%)
සමාගමේ නම	වත්මන් සමාජීය මිල	පෙර සමාජීය මිල	වෙනස %
කම්පනී பெயர்	தற்போகைய நிறைவு விலை	முன்னைய நிறைவு விலை	அசைவு %
NATION LANKA	0.60	0.50	20.00
COM.CREDIT	27.30	23.70	15.19
MERCHANT BANK (+)	10.40	9.10	14.29
COMM LEASE & FIN	2.60	2.30	13.04
ASIA ASSET	8.40	7.70	9.09

**BEVERAGE FOOD AND TOBACCO**

Company Name	Current Close Price (Rs.)	Previous Close Price (Rs.)	Change (%)
සමාගමේ නම	වත්මන් සමාජීය මිල	පෙර සමාජීය මිල	වෙනස %
කම්පනී பெயர்	தற்போகைய நிறைவு விலை	முன்னைய நிறைவு விலை	அசைவு %
HVA FOODS	2.90	2.50	16.00
RENUKA AGRI	2.00	1.90	5.26
TEA SMALLHOLDER	24.10	23.00	4.78
THREE ACRE FARMS (+)	98.30	95.30	3.15
COLD STORES	575.00	563.00	2.13

**CHEMICALS AND PHARMACEUTICALS**

Company Name	Current Close Price (Rs.)	Previous Close Price (Rs.)	Change (%)
සමාගමේ නම	වත්මන් සමාජීය මිල	පෙර සමාජීය මිල	වෙනස %
කම්පනී பெயர்	தற்போகைய நிறைவு விலை	முன்னைய நிறைவு விலை	அசைவு %
CHEMANEX	59.00	46.50	26.88
LANKEM CEYLON	22.00	18.70	17.65
CIC	38.50	36.40	5.77
HAYCARB	127.00	125.00	1.60

**DIVERSIFIED HOLDINGS**

Company Name	Current Close Price (Rs.)	Previous Close Price (Rs.)	Change (%)
සමාගමේ නම	වත්මන් සමාජීය මිල	පෙර සමාජීය මිල	වෙනස %
කම්පනී பெயர்	தற்போகைய நிறைவு விலை	முன்னைய நிறைவு விலை	அசைவு %
JKH	156.00	150.50	3.65
AMBEON CAPITAL	3.70	3.60	2.78
VALLIBEL ONE	14.30	14.00	2.14
AITKEN SPENCE	41.00	40.90	0.24

**HOTELS AND TRAVELS**

Company Name	Current Close Price (Rs.)	Previous Close Price (Rs.)	Change (%)
සමාගමේ නම	වත්මන් සමාජීය මිල	පෙර සමාජීය මිල	වෙනස %
කම්පනී பெயர்	தற்போகைய நிறைவு விலை	முன்னைய நிறைவு விலை	அசைவு %
BANSEI RESORTS	6.60	4.90	34.69
NUWARA ELIYA	1,250.00	1,000.00	25.00
SERENDIB HOTELS	15.90	13.60	16.91
CITRUS WASKADUWA	2.30	2.00	15.00
ROYAL PALMS	16.10	14.10	14.18

**HEALTH CARE**

Company Name	Current Close Price (Rs.)	Previous Close Price (Rs.)	Change (%)
සමාගමේ නම	වත්මන් සමාජීය මිල	පෙර සමාජීය මිල	වෙනස %
කම්පනී பெயர்	தற்போகைய நிறைவு விலை	முன்னைய நிறைவு விலை	அசைவு %
ASIRI SURG	9.50	9.20	3.26
NAWALOKA	4.20	4.10	2.44
LANKA HOSPITALS (+)	43.70	43.00	1.63

**INVESTMENT TRUSTS**

Company Name	Current Close Price (Rs.)	Previous Close Price (Rs.)	Change (%)
සමාගමේ නම	වත්මන් සමාජීය මිල	පෙර සමාජීය මිල	වෙනස %
කම්පනී பெயர்	தற்போகைய நிறைவு விலை	முன்னைய நிறைவு விலை	அசைவு %
CEYLON INV.	36.50	34.50	5.80
RENUKA HOLDINGS	13.40	12.70	5.51
GUARDIAN CAPITAL	20.30	20.00	1.50
LANKA REALTY	23.90	23.60	1.27

**INFORMATION TECHNOLOGY**

Company Name	Current Close Price (Rs.)	Previous Close Price (Rs.)	Change (%)
සමාගමේ නම	වත්මන් සමාජීය මිල	පෙර සමාජීය මිල	වෙනස %
කම්පනී பெயர்	தற்போகைய நிறைவு விலை	முன்னைய நிறைவு விலை	அசைவு %
E - CHANNELLING	4.00	3.90	2.56

**LAND AND PROPERTY**

Company Name	Current Close Price (Rs.)	Previous Close Price (Rs.)	Change (%)
සමාගමේ නම	වත්මන් සමාජීය මිල	පෙර සමාජීය මිල	වෙනස %
කම්පනී பெயர்	தற்போகைய நிறைவு விலை	முன்னைய நிறைவு விலை	அசைவு %
CARGO BOAT	61.00	52.10	17.08
EQUITY TWO PLC	53.00	48.60	9.05
EAST WEST	17.50	16.30	7.36
C T LAND	28.40	26.60	6.77
MILLENNIUM HOUSE	7.00	6.70	4.48

**MANUFACTURING**

Company Name	Current Close Price (Rs.)	Previous Close Price (Rs.)	Change (%)
සමාගමේ නම	වත්මන් සමාජීය මිල	පෙර සමාජීය මිල	වෙනස %
කම්පනී பெயர்	தற்போகைய நிறைவு விலை	முன்னைய நிறைவு விலை	அசைவு %
BLUE DIAMONDS[BLUE.X0000]	0.30	0.20	50.00
LANKA ALUMINIUM	54.40	48.10	13.10
ACME	3.50	3.10	12.90
LANKA WALLTILE	60.00	55.10	8.89
LANKA TILES	70.00	65.50	6.87

**POWER AND ENERGY**

Company Name	Current Close Price (Rs.)	Previous Close Price (Rs.)	Change (%)
සමාගමේ නම	වත්මන් සමාජීන මිල	පෙර සමාජීන මිල	වෙනස %
கம்பனி பெயர்	தற்போதைய நிறைவு விலை	முன்னைய நிறைவு விலை	அசைவு %
LAUGFS GAS[LGL.X0000]	13.10	11.70	11.97
LAUGFS GAS	16.80	15.90	5.66
PANASIAN POWER	3.00	2.90	3.45

**PLANTATIONS**

Company Name	Current Close Price (Rs.)	Previous Close Price (Rs.)	Change (%)
සමාගමේ නම	වත්මන් සමාජීන මිල	පෙර සමාජීන මිල	වෙනස %
கம்பனி பெயர்	தற்போதைய நிறைவு விலை	முன்னைய நிறைவு விலை	அசைவு %
KAHAWATTE (+)	39.00	32.00	21.88
KOTAGALA	7.00	6.10	14.75
MALWATTE (+)	6.80	6.10	11.48
UDAPUSSELLAWA (+)	29.90	27.00	10.74
MASKELIYA	10.80	9.80	10.20

**STORES AND SUPPLIES**

Company Name	Current Close Price (Rs.)	Previous Close Price (Rs.)	Change (%)
සමාගමේ නම	වත්මන් සමාජීන මිල	පෙර සමාජීන මිල	වෙනස %
கம்பனி பெயர்	தற்போதைய நிறைவு விலை	முன்னைய நிறைவு விலை	அசைவு %
COLOMBO CITY	707.90	650.10	8.89

**SERVICES**

Company Name	Current Close Price (Rs.)	Previous Close Price (Rs.)	Change (%)
සමාගමේ නම	වත්මන් සමාජීන මිල	පෙර සමාජීන මිල	වෙනස %
கம்பனி பெயர்	தற்போதைய நிறைவு விலை	முன்னைய நிறைவு விலை	அசைவு %
ASIA SIYAKA	1.90	1.80	5.56
CEYLON TEA BRKRS	2.70	2.60	3.85
JOHN KEELLS	48.00	47.10	1.91

**TRADING**

Company Name	Current Close Price (Rs.)	Previous Close Price (Rs.)	Change (%)
සමාගමේ නම	වත්මන් සමාජීන මිල	පෙර සමාජීන මිල	වෙනස %
கம்பனி பெயர்	தற்போதைய நிறைவு விலை	முன்னைய நிறைவு விலை	அசைவு %
C.W.MACKIE	40.40	37.10	8.89



**Sector Wise Top 5 Losers for the week / මිල ගණන් පහළ ගිය සමාගම් අතර ප්‍රමුඛතම සමාගම් 05 (ක්වේන් වැයෙයන්) / வாரத்தில் துறையடிப்படையில் முதல் 5 மதிப்பிழந்த பிணையங்கள்**

BANKS FINANCE AND INSURANCE			
Company Name	Current Close Price (Rs.)	Previous Close Price (Rs.)	Change (%)
සමාගමේ නම	වත්මන් සමාජීන මිල	පෙර සමාජීන මිල	වෙනස %
கம்பனி பெயர்	தற்போதைய நிறைவு விலை	முன்னைய நிறைவு விலை	அசைவு %
CDB[CDB.X0000]	61.10	69.10	(11.58)
HNB ASSURANCE (+)	115.70	130.00	(11.00)
ABANS FINANCIAL	15.60	17.20	(9.30)
CDB	77.10	85.00	(9.29)
LOLC DEV FINANCE	36.00	39.00	(7.69)

BEVERAGE FOOD AND TOBACCO			
Company Name	Current Close Price (Rs.)	Previous Close Price (Rs.)	Change (%)
සමාගමේ නම	වත්මන් සමාජීන මිල	පෙර සමාජීන මිල	වෙනස %
கம்பனி பெயர்	தற்போதைய நிறைவு விலை	முன்னைய நிறைவு விலை	அசைவு %
HARISCHANDRA	1,388.90	1,566.00	(11.31)
RENUKA FOODS	13.10	14.70	(10.88)
KEELLS FOOD	124.80	132.50	(5.81)
RENUKA FOODS[COCO.X0000]	10.00	10.60	(5.66)
DISTILLERIES	14.50	14.60	(0.68)

CONSTRUCTION AND ENGINEERING			
Company Name	Current Close Price (Rs.)	Previous Close Price (Rs.)	Change (%)
සමාගමේ නම	වත්මන් සමාජීන මිල	පෙර සමාජීන මිල	වෙනස %
கம்பனி பெயர்	தற்போதைய நிறைவு விலை	முன்னைய நிறைவு விலை	அசைவு %
DOCKYARD (+)	53.00	55.20	(3.99)
LANKEM DEV.	3.40	3.50	(2.86)
ACCESS ENG SL	13.00	13.20	(1.52)

CHEMICALS AND PHARMACEUTICALS			
Company Name	Current Close Price (Rs.)	Previous Close Price (Rs.)	Change (%)
සමාගමේ නම	වත්මන් සමාජීන මිල	පෙර සමාජීන මිල	වෙනස %
கம்பனி பெயர்	தற்போதைய நிறைவு விலை	முன்னைய நிறைவு விலை	அசைவு %
CIC[CIC.X0000]	25.60	27.00	(5.19)

DIVERSIFIED HOLDINGS			
Company Name	Current Close Price (Rs.)	Previous Close Price (Rs.)	Change (%)
සමාගමේ නම	වත්මන් සමාජීන මිල	පෙර සමාජීන මිල	වෙනස %
கம்பனி பெயர்	தற்போதைய நிறைவு விலை	முன்னைய நிறைவு விலை	அசைவு %
BROWNS INVSTMNTS	1.50	1.60	(6.25)
DUNAMIS CAPITAL	30.30	32.00	(5.31)
MELSTACORP	36.00	38.00	(5.26)
CARSONS	160.00	165.00	(3.03)
EXPOLANKA	4.00	4.10	(2.44)

FOOTWEAR AND TEXTILES			
Company Name	Current Close Price (Rs.)	Previous Close Price (Rs.)	Change (%)
සමාගමේ නම	වත්මන් සමාජීන මිල	පෙර සමාජීන මිල	වෙනස %
கம்பனி பெயர்	தற்போதைய நிறைவு விலை	முன்னைய நிறைவு விலை	அசைவு %
ODEL PLC	26.10	27.90	(6.45)
HAYLEYS FABRIC	8.50	8.60	(1.16)

HOTELS AND TRAVELS			
Company Name	Current Close Price (Rs.)	Previous Close Price (Rs.)	Change (%)
සමාගමේ නම	වත්මන් සමාජීන මිල	පෙර සමාජීන මිල	වෙනස %
கம்பனி பெயர்	தற்போதைய நிறைவு விலை	முன்னைய நிறைவு விலை	அசைவு %
HOTELS CORP.	9.20	9.60	(4.17)
JETWING SYMPHONY	9.70	10.00	(3.00)
PALM GARDEN HOTL	18.50	18.90	(2.12)
PEGASUS HOTELS	24.00	24.50	(2.04)
LIGHTHOUSE HOTEL	25.60	25.90	(1.16)

HEALTH CARE			
Company Name	Current Close Price (Rs.)	Previous Close Price (Rs.)	Change (%)
සමාගමේ නම	වත්මන් සමාජීන මිල	පෙර සමාජීන මිල	වෙනස %
கம்பனி பெயர்	தற்போதைய நிறைவு விலை	முன்னைய நிறைவு விலை	அசைவு %
ASIRI	20.20	21.50	(6.05)
DURDANS[CHL.X0000]	67.60	68.00	(0.59)

INVESTMENT TRUSTS			
Company Name	Current Close Price (Rs.)	Previous Close Price (Rs.)	Change (%)
සමාගමේ නම	වත්මන් සමාජීන මිල	පෙර සමාජීන මිල	වෙනස %
கம்பனி பெயர்	தற்போதைய நிறைவு விலை	முன்னைய நிறைவு விலை	அசைவு %
CEYLON GUARDIAN	61.80	64.00	(3.44)
LEE HEDGES	70.00	70.10	(0.14)

LAND AND PROPERTY			
Company Name	Current Close Price (Rs.)	Previous Close Price (Rs.)	Change (%)
සමාගමේ නම	වත්මන් සමාජීන මිල	පෙර සමාජීන මිල	වෙනස %
கம்பனி பெயர்	தற்போதைய நிறைவு விலை	முன்னைய நிறைவு விலை	அசைவு %
SEYLAN DEVTS (+)	10.00	11.20	(10.71)
YORK ARCADE	70.10	76.00	(7.76)
PDL (+)	116.00	118.00	(1.69)
COMMERCIAL DEV. (+)	70.10	70.60	(0.71)

**MANUFACTURING**

Company Name	Current Close Price (Rs.)	Previous Close Price (Rs.)	Change (%)
සමාගමේ නම	වත්මන් සමාජීන මිල	පෙර සමාජීන මිල	වෙනස %
கம்பனி பெயர்	தற்போதைய நிறைவு விலை	முன்னைய நிறைவு விலை	அசைவு %
REGNIS (+)	62.60	72.00	(13.06)
ACL	32.30	35.30	(8.50)
SINGER IND. (+)	58.00	62.00	(6.45)
RICH PIERIS EXP	212.00	226.00	(6.19)
BOGALA GRAPHITE (+)	12.20	12.70	(3.94)

**MOTORS**

Company Name	Current Close Price (Rs.)	Previous Close Price (Rs.)	Change (%)
සමාගමේ නම	වත්මන් සමාජීන මිල	පෙර සමාජීන මිල	වෙනස %
கம்பனி பெயர்	தற்போதைய நிறைவு விலை	முன்னைய நிறைவு விலை	அசைவு %
C M HOLDINGS	36.10	39.20	(7.91)
UNITED MOTORS	66.80	70.20	(4.84)
SATHOSA MOTORS	457.90	475.80	(3.76)
DIMO	304.70	305.70	(0.33)

**OIL PALMS**

Company Name	Current Close Price (Rs.)	Previous Close Price (Rs.)	Change (%)
සමාගමේ නම	වත්මන් සමාජීන මිල	පෙර සමාජීන මිල	වෙනස %
கம்பனி பெயர்	தற்போதைய நிறைவு விலை	முன்னைய நிறைவு விலை	அசைவு %
BUKIT DARAH	200.00	200.20	(0.10)

**POWER AND ENERGY**

Company Name	Current Close Price (Rs.)	Previous Close Price (Rs.)	Change (%)
සමාගමේ නම	වත්මන් සමාජීන මිල	පෙර සමාජීන මිල	වෙනස %
கம்பனி பெயர்	தற்போதைய நிறைவு விலை	முன்னைய நிறைவு விலை	அசைவு %
LOTUS HYDRO	5.20	5.70	(8.77)
VIDULLANKA	4.40	4.50	(2.22)
LANKA IOC	17.40	17.70	(1.69)
VALLIBEL	5.90	6.00	(1.67)
RESUS ENERGY	18.50	18.60	(0.54)

**PLANTATIONS**

Company Name	Current Close Price (Rs.)	Previous Close Price (Rs.)	Change (%)
සමාගමේ නම	වත්මන් සමාජීන මිල	පෙර සමාජීන මිල	වෙනස %
கம்பனி பெயர்	தற்போதைய நிறைவு விலை	முன்னைய நிறைவு விலை	அசைவு %
NAMUNUKULA	64.00	73.50	(12.93)
KEGALLE	55.00	62.50	(12.00)
HAPUGASTENNE (+)	17.00	18.00	(5.56)
WATAWALA	18.50	18.70	(1.07)
BALANGODA (+)	11.60	11.70	(0.85)

**STORES AND SUPPLIES**

Company Name	Current Close Price (Rs.)	Previous Close Price (Rs.)	Change (%)
සමාගමේ නම	වත්මන් සමාජීන මිල	පෙර සමාජීන මිල	වෙනස %
கம்பனி பெயர்	தற்போதைய நிறைவு விலை	முன்னைய நிறைவு விலை	அசைவு %
GESTETNER	88.00	99.90	(11.91)

**SERVICES**

Company Name	Current Close Price (Rs.)	Previous Close Price (Rs.)	Change (%)
සමාගමේ නම	වත්මන් සමාජීන මිල	පෙර සමාජීන මිල	වෙනස %
கம்பனி பெயர்	தற்போதைய நிறைவு விலை	முன்னைய நிறைவு விலை	அசைவு %
RENUKA CAPITAL	3.40	3.60	(5.56)

**TELECOMMUNICATIONS**

Company Name	Current Close Price (Rs.)	Previous Close Price (Rs.)	Change (%)
සමාගමේ නම	වත්මන් සමාජීන මිල	පෙර සමාජීන මිල	වෙනස %
கம்பனி பெயர்	தற்போதைய நிறைவு விலை	முன்னைய நிறைவு விலை	அசைவு %
SLT (+)	21.40	22.70	(5.73)
DIALOG (+)	9.10	9.30	(2.15)

**TRADING**

Company Name	Current Close Price (Rs.)	Previous Close Price (Rs.)	Change (%)
සමාගමේ නම	වත්මන් සමාජීන මිල	පෙර සමාජීන මිල	වෙනස %
கம்பனி பெயர்	தற்போதைய நிறைவு விலை	முன்னைய நிறைவு விலை	அசைவு %
OFFICE EQUIPMENT	70.00	81.50	(14.11)
BROWNS	48.00	50.00	(4.00)

**Closed End Fund Price changes during the week 25-03-2019 to 29-03-2019 35**

ආවේණික අරමුදල් සභිය තුළ මිල වෙනස්වීම්  
 මූලික නීතියකින් වාර්තාකරන විවිධ අයවැය

Fund Name	Prv. Week's Close Price (Rs.)	Cur. Week's Close Price (Rs.)	Highest Price (Rs.)	Lowest Price (Rs.)	Change in Price During the week(Rs.)	Trade Volume (No.)	Unit Volume (No.)	Turnover (Rs.)	NAV (Rs.)
අරමුදලේ නම	පෙර සතියේ සමාජන මිල	වත්මන් සතියේ සමාජන මිල	ඉහළම මිල	පහළම මිල	සතිය තුළ මිල වෙනස්වීම	තෙදෙනු ප්‍රමාණය	ඒකක ප්‍රමාණය	පිරිවැටුම	දළු වත්කම් වටිනාකම
නීතියත්තේ පෙයාර්	කැරුණු වාර නිරතුරු විවිධ	වත්මන් වාර නිරතුරු විවිධ	උසස්ම විවිධ	පහළම විවිධ	වාර්තාවේ විවිධ අයවැය	විවිධාන අයවැය	අලුතු අයවැය	පුරුදු	දේශීය සමාජන ප්‍රමාණය
CANDOR OPP FUND	6.40	6.40	6.40	6.40	0.00	2	5,000	32,000.00	8.64
NAMAL ACUITY VF	75.00	86.00	86.00	86.00	11.00	1	102	8,772.00	94.78

**Daily Movements Corporate Debt on 29-03-2019**

නිවැසි දිනට සාමාන්‍ය ණය සංවිධානයන්  
 නිවැසි තනිකාරීකරණය කළ කොටසකින් අයවැය

Company Name	Code	Last Traded Date	Last Traded Yield	Last Traded Price	Coupon Rate	Coupon Frequency	Issued Date	Maturity Date	Next Coupon Due Date	Credit Rating (As at date of listing)	Par Value (Rs.)
සමාගමේ නම	සංකේතය	අවසන් තෙදෙනු දින	අවසන් තෙදෙනුවේ ඵලදායීතා අගය	අවසන් කුටිනාන්සි තෙදෙනු මිල	කුටිනාන්සි අනුපාතය	වාර්ගික වාර ගණන	නිකුත් කළ දිනය	කල්පිරෙන දිනය	මිල ගෙවිය යුතු දිනය	ණය ශ්‍රේණිය (ලැයිස්තුගත වූ දිනට)	මුහුණත වටිනාකම
කම්පනී පෙයාර්	ප්‍රතිපත්ති	විවිධාන අයවැය	විවිධාන අයවැය	විවිධාන අයවැය	වැට්ටු	වැට්ටු	වැට්ටු	වැට්ටු	වැට්ටු	වැට්ටු	මුදල් ප්‍රමාණය

**BANKS FINANCE AND INSURANCE**

ALLIANCE	ALLI/BD/29/12/19-C2287-9.35			100.00	9.35	1	29/12/14	29/12/19	28/12/19		100
BANK OF CEYLON	BOC/BD/05/10/20-C2319	05-03-2019	10.90	98.50	9.85	2	06/10/15	05/10/20	04/04/19		100
BANK OF CEYLON	BOC/BC/24/10/23H13.75	09-08-2017	13.34	101.50	13.75	1	25/10/13	24/10/23	23/10/19	AA	100
BANK OF CEYLON	BOC/BC/24/10/21D13.25	15-10-2014		125.55	13.25	1	25/10/13	24/10/21	23/10/19	AA	100
BANK OF CEYLON	BOC/BC/24/10/22F13.25			100.00	13.25	1	25/10/13	24/10/22	23/10/19	AA	100
BANK OF CEYLON	BOC/BC/24/10/21E11.12			100.00	10.75	2	25/10/13	24/10/21	23/04/19	AA	100
BANK OF CEYLON	BOC/BC/21/09/19B7.75			100.00	7.75	4	22/09/14	21/09/19	19/06/19	AA	100
BANK OF CEYLON	BOC/BC/21/09/19A08	25-02-2019	12.66	97.30	8	1	22/09/14	21/09/19	20/09/19	AA	100
BANK OF CEYLON	BOC/BC/21/09/22D8.25			100.00	8.25	1	22/09/14	21/09/22	20/09/19	AA	100
BANK OF CEYLON	BOC/BC/21/09/19C7.42			100.00	10.29	2	22/09/14	21/09/19	19/09/19	AA	100
BANK OF CEYLON	BOC/BC/21/09/22E7.42			100.00	10.29	2	22/09/14	21/09/22	19/09/19	AA	100
BANK OF CEYLON	BOC/BD/28/12/24-C2377-12.75			100.00	12.75	1	29/12/16	28/12/24	27/12/19		100
BANK OF CEYLON	BOC/BD/28/12/21-C2376-13.25			100.00	13.25	1	29/12/16	28/12/21	27/12/19		100
BANK OF CEYLON	BOC/BD/05/10/23-C2321			100.00	9.85	2	06/10/15	05/10/23	04/04/19		100
BANK OF CEYLON	BOC/BD/05/10/20-C2318-8			100.00	8	4	06/10/15	05/10/20	04/04/19		100
BANK OF CEYLON	BOC/BD/28/12/21-C2379			100.00	11.24	2	29/12/16	28/12/21	27/06/19		100
BANK OF CEYLON	BOC/BD/05/10/20-C2320-8.25			100.00	8.25	1	06/10/15	05/10/20	04/10/19		100
BANK OF CEYLON	BOC/BD/05/10/23-C2317-9.5			100.00	9.5	1	06/10/15	05/10/23	04/10/19		100
BANK OF CEYLON	BOC/BD/28/12/24-C2378			100.00	11.24	2	29/12/16	28/12/24	27/06/19		100
CDB	CDB/BD/30/01/24-C2413-15			100.00	15	2	31/01/19	30/01/24	30/07/19		100
CDB	CDB/BD/03/06/21-C2350-12.75	25-03-2019	12.50	100.42	12.75	2	03/06/16	03/06/21	31/05/19		100
CDB	CDB/BD/27/03/23-C2392-13.75	17-05-2018	13.75	99.96	13.75	2	28/03/18	27/03/23	26/09/19		100
CDB	CDB/BD/30/01/24-C2414-15.5			100.00	15.5	1	31/01/19	30/01/24	30/01/20		100
CDB	CDB/BD/03/06/21-C2351			100.00	11.49	2	03/06/16	03/06/21	31/05/19		100
CDB	CDB/BD/27/03/23-C2391-14.2			100.00	14.2	1	28/03/18	27/03/23	26/03/20		100
CENTRAL FINANCE	CFIN/BD/01/06/20-C2302-9.52	11-08-2015	9.24	101.15	9.52	1	01/06/15	01/06/20	28/12/19		100
CENTRAL FINANCE	CFIN/BD/01/06/19-C2300-9			100.00	9	2	01/06/15	01/06/19	01/06/19		100
COMM LEASE & FIN	CLC/BD/21/07/20-C2310-9.75	29-03-2019	13.00	96.34	9.75	1	21/07/15	21/07/20	28/12/19		100
COM.CREDIT	COCR/BD/10/12/20-C2336			100.00	11.51	2	10/12/15	10/12/20	07/06/19		100
COM.CREDIT	COCR/BD/01/06/20-C2299-10.5	23-05-2018	10.50	100.00	10.5	4	01/06/15	01/06/20	28/03/19		100
COM.CREDIT	COCR/BD/10/12/20-C2335-10.4			100.00	10.4	2	10/12/15	10/12/20	07/06/19		100
COMMERCIAL BANK	COMB/BD/08/03/21-C2341-10.75	30-01-2019	16.57	90.00	10.75	2	09/03/16	08/03/21	07/09/19		100

நிசமீத டீன்கு சா஁மீத ஁ய ச஁லகயன்  
தீனசரி தனீயார்துற஁க் கடன்களீன் ஁சைசவுகள்

Company Name	Code	Last Traded Date	Last Traded Yield	Last Traded Price	Coupon Rate	Coupon Frequency	Issued Date	Maturity Date	Next Coupon Due Date	Credit Rating (As at date of listing)	Par Value (Rs.)
சம஁கமீ ஁ம	ச஁னீதய	஁லீசன் ஁னகெ஁ டீன	஁லீசன் ஁னகெ஁லீ சீலகூசீன ஁ய	஁லீசன் ஁னகெ஁ ஁ல	஁லீனானீ ஁னகூன	஁லீனானீ ஁ர் ஁ன	஁஁ன் கல டீன	கலீசீரெ஁ டீன	஁லீக ஁லீ ஁ன	஁ய ஁லீகீய (஁சீசீ஁ன ஁ டீன)	஁஁஁஁ ஁லீன஁஁
கம்஁னீ ஁யர்	கூறீயீடு	஁றுதீ வீய஁பாரதீனம்	஁றுதீ வீலை வீன஁வு	஁றுதீ வீய஁பாரவீலை	வடீவீதம்	வடீவீத தடவ஁கள	வ஁஁ங்கல் தீகதீ	஁றுதீவ தீகதீ	஁டுதீ வடீ ஁லீவ஁ தீகதீ	஁஁஁஁ கடன் தர஁஁டுதீதல்	஁஁஁஁ ஁஁஁஁

**BANKS FINANCE AND INSURANCE**

COMMERCIAL BANK	COMB/BD/08/03/26-C2342-11.25	18-02-2019	11.25	100.00	11.25	2	09/03/16	08/03/26	07/09/19		100
COMMERCIAL BANK	COMB/BD/22/07/28-C2405-12.5			100.00	12.5	2	23/07/18	22/07/28	21/07/19		100
COMMERCIAL BANK	COMB/BD/27/10/26-C2359-12.25			100.00	12.25	2	28/10/16	27/10/26	26/04/19		100
COMMERCIAL BANK	COMB/BD/27/10/21-C2360-12	13-03-2019	16.86	90.00	12	2	28/10/16	27/10/21	26/04/19		100
COMMERCIAL BANK	COMB/BD/22/07/23-C2404-12			100.00	12	2	23/07/18	22/07/23	21/07/19		100
SOFTLOGIC FIN	CRL/BC/29/08/19B7.69	06-06-2018	9.67	100.00	11.51	4	29/08/14	29/08/19	28/03/19	AAA	100
SOFTLOGIC FIN	CRL/BC/29/08/19A10	27-02-2019	10.00	100.00	10	4	29/08/14	29/08/19	28/03/19	AAA	100
DFCC BANK PLC	DFCC/BD/29/03/25-C2394-13			100.00	13	1	29/03/18	29/03/25	27/03/20		100
DFCC BANK PLC	DFCC/BD/09/11/23-C2367-12.75	29-03-2017	12.71	100.00	12.75	1	09/11/16	09/11/23	07/11/19		100
DFCC BANK PLC	DFCC/BD/09/11/21-C2366-12.15			100.00	12.15	1	09/11/16	09/11/21	07/11/19		100
DFCC BANK PLC	DFCC/BD/29/03/23-C2393-12.6	09-04-2018	12.58	100.05	12.6	1	29/03/18	29/03/23	27/03/20		100
DFCC BANK PLC	DVBD/BD/10/06/20-C2305-9.1	27-09-2018	9.04	100.00	9.1	1	10/06/15	10/06/20	08/06/19		100
DFCC BANK PLC	DVBD/BD/10/06/20-C2306-9.4	29-11-2018	13.50	94.54	9.4	1	10/06/15	10/06/20	08/06/19		100
FC TREASURIES	FCT/BD/06/02/20-C2295-9.5	17-06-2016	10.50	97.02	9.5	1	06/02/15	06/02/20	28/12/19		100
HDFC	HDFC/BD/20/11/20-C2331-10.5			100.00	10.5	2	20/11/15	20/11/20	19/05/19		100
HDFC	HDFC/BD/20/11/25-C2330-12	18-02-2019	11.97	100.00	12	1	20/11/15	20/11/25	19/11/19		100
HDFC	HDFC/BD/20/11/20-C2332			100.00	13.58	4	20/11/15	20/11/20	18/05/19		100
HNB	HNB/BC/31/03/2100E			20.90		0	25/05/07	31/03/21			100
HNB	HNB/BC/31/03/2400F			14.68		0	07/06/07	31/03/24			100
HNB	HNB/BC/31/07/22B16.75			100.00	16.75	1	01/08/07	31/07/22	29/06/19	A+	100
HNB	HNB/BC/04/09/21A11.5			100.00	11.5	2	05/09/11	04/09/21	28/06/19	A+	100
HNB	HNB/BD/14/12/24-C2275-8.33			100.00	8.33	2	15/12/14	14/12/24	28/06/19		100
HNB	HNB/BD/01/11/23-C2361-13	18-02-2019	12.95	100.00	13	1	01/11/16	01/11/23	30/10/19		100
HNB	HNB/BD/14/12/19-C2274-7.75	08-12-2017	16.87	85.00	7.75	2	15/12/14	14/12/19	28/06/19		100
HNB	HNB/BC/29/08/23A08	31-12-2014	14.18	70.13	8	1	30/08/13	29/08/23	29/08/19	AA-	100
HNB	HNB/BD/28/03/21-C2346-11.25	22-03-2019	14.93	94.00	11.25	1	28/03/16	28/03/21	27/03/20		100
HNB	HNB/BD/01/11/21-C2362-11.75			100.00	11.75	1	01/11/16	01/11/21	30/10/19		100
LB FINANCE	LFIN/BD/11/12/22-C2387-12.75			100.00	12.75	2	11/12/17	11/12/22	10/06/19		100
LB FINANCE	LFIN/BD/11/12/22-C2388-13.25	14-12-2018	16.79	90.00	13.25	2	11/12/17	11/12/22	10/06/19		100
LOLC FINANCE	LOFC/BD/31/07/23-C2408-14.75	27-03-2019	17.60	91.52	14.75	2	31/07/18	31/07/23	29/07/19		100
LOLC FINANCE	LOFC/BD/31/07/23-C2409-0			49.83	0	0	31/07/18	31/07/23			100
LOLC FINANCE	LOFC/BD/25/01/20-C2290-9.25	29-03-2019	13.00	97.19	9.25	1	26/01/15	25/01/20	28/12/19		100
LOLC FINANCE	LOFC/BD/25/01/20-C2291-9	29-03-2019	13.00	96.97	9	4	26/01/15	25/01/20	28/03/19		100
LOLC FINANCE	LOFC/BD/25/01/20-C2289-9.1			100.00	9.1	2	26/01/15	25/01/20	28/06/19		100
L O L C HOLDINGS	LOLC/BD/30/07/19-C2386-12.65			100.00	12.65	2	31/07/17	30/07/19	29/07/19		100
L O L C HOLDINGS	LOLC/BD/24/11/19-C2269-9	25-07-2018	16.75	91.00	9	4	24/11/14	24/11/19	28/03/19		100
L O L C HOLDINGS	LOLC/BD/30/07/22-C2385-13	19-12-2018	13.00	99.97	13	2	31/07/17	30/07/22	29/07/19		100
MERCHANT BANK	MBSL/BD/12/11/19-C2266-9	22-06-2015	9.75	97.35	9	1	13/11/14	12/11/19	12/11/19		100



நிசமீத டீனெஃ சாஃமீத ஶாஃ ஃஃலெஃனீ  
தீனசரீ தனீயாஃதூறஃக கஃன்களீன் அஃசஃவுகள்

Company Name	Code	Last Traded Date	Last Traded Yield	Last Traded Price	Coupon Rate	Coupon Frequency	Issued Date	Maturity Date	Next Coupon Due Date	Credit Rating (As at date of listing)	Par Value (Rs.)
ஃமலஃமீ னமீ	ஃஃனீஃஃ	ஃஃஃஃ ஶுஃஃஃ ஃஃஃஃ	ஃஃஃஃ ஶுஃஃஃ ஶுஃஃஃ	ஃஃஃஃ ஶுஃஃஃ ஶுஃஃஃ	ஃஃஃஃ ஶுஃஃஃ ஶுஃஃஃ	ஃஃஃஃ ஶுஃஃஃ ஶுஃஃஃ	ஃஃஃஃ ஶுஃஃஃ ஶுஃஃஃ	ஃஃஃஃ ஶுஃஃஃ ஶுஃஃஃ	ஃஃஃஃ ஶுஃஃஃ ஶுஃஃஃ	ஃஃஃஃ ஶுஃஃஃ ஶுஃஃஃ	ஃஃஃஃ ஶுஃஃஃ ஶுஃஃஃ
கஃஃஃஃ ஶுஃஃஃ	ஃஃஃஃஃஃ	ஃஃஃஃஃஃ ஶுஃஃஃஃஃஃ	ஃஃஃஃஃஃ ஶுஃஃஃஃஃஃ	ஃஃஃஃஃஃ ஶுஃஃஃஃஃஃ	ஃஃஃஃஃஃ ஶுஃஃஃஃஃஃ	ஃஃஃஃஃஃ ஶுஃஃஃஃஃஃ	ஃஃஃஃஃஃ ஶுஃஃஃஃஃஃ	ஃஃஃஃஃஃ ஶுஃஃஃஃஃஃ	ஃஃஃஃஃஃ ஶுஃஃஃஃஃஃ	ஃஃஃஃஃஃ ஶுஃஃஃஃஃஃ	ஃஃஃஃஃஃ ஶுஃஃஃஃஃஃ

**BANKS FINANCE AND INSURANCE**

SEYLAN BANK	SEYB/BD/29/03/28-C2397-13.5			100.00	13.5	2	29/03/18	29/03/28	27/09/19		100
SEYLAN BANK	SEYB/BD/29/03/23-C2395-12.85	09-04-2018	12.83	100.06	12.85	2	29/03/18	29/03/23	27/09/19		100
SEYLAN BANK	SEYB/BD/22/12/20-C2277-8.6	30-03-2015	9.92	94.31	8.6	2	23/12/14	22/12/20	21/06/19		100
SEYLAN BANK	SEYB/BD/15/07/21-C2356			100.00	11.44	2	15/07/16	15/07/21	11/07/19		100
SEYLAN BANK	SEYB/BD/15/07/23-C2354-13.75	18-02-2019	13.74	100.00	13.75	2	15/07/16	15/07/23	11/07/19		100
SEYLAN BANK	SEYB/BD/22/12/19-C2279-8.35			100.00	8.35	2	23/12/14	22/12/19	21/06/19		100
SEYLAN BANK	SEYB/BD/22/12/19-C2278-8.6	07-01-2015	8.60	99.99	8.6	1	23/12/14	22/12/19	21/12/19		100
SEYLAN BANK	SEYB/BD/22/12/20-C2280-8.75			100.00	8.75	1	23/12/14	22/12/20	21/12/19		100
SENKADAGALA	SFCL/BD/09/11/20-C2370			100.00	11.74	2	10/11/16	09/11/20	08/05/19		100
SENKADAGALA	SFCL/BD/09/11/19-C2369			100.00	11.49	2	10/11/16	09/11/19	08/05/19		100
SENKADAGALA	SFCL/BD/09/11/19-C2372-13.25			100.00	13.25	2	10/11/16	09/11/19	08/05/19		100
SENKADAGALA	SFCL/BD/09/11/20-C2368-13.75	15-02-2019	13.71	100.00	13.75	2	10/11/16	09/11/20	08/05/19		100
SINGER FINANCE	SFIN/BD/06/04/20-C2347-12	02-09-2016	11.99	100.00	12	2	06/04/16	06/04/20	05/04/19		100
SINGER FINANCE	SFIN/BD/06/04/19-C2348-11.5	02-01-2017	11.54	99.88	11.5	2	06/04/16	06/04/19	05/04/19		100
SINGER FINANCE	SFIN/BD/17/06/20-C2307-9.95			100.00	9.95	1	17/06/15	17/06/20	28/12/19		100
SIYAPATHA FIN	SLFL/BD/20/09/19-C2358-13	22-03-2019	12.58	100.00	13	1	20/09/16	20/09/19	18/09/19		100
SIYAPATHA FIN	SLFL/BD/20/09/21-C2357-13.5	29-03-2017	13.43	100.00	13.5	1	20/09/16	20/09/21	18/09/19		100
SIYAPATHA FIN	SLFL/BD/24/12/19-C2281-8.9	02-07-2015	8.88	99.98	8.9	1	24/12/14	24/12/19	24/12/19		100
SIYAPATHA FIN	SLFL/BD/04/10/22-C2384-12.5			100.00	12.5	1	04/10/17	04/10/22	02/10/19		100
VALLIBEL FINANCE	VFIN/BD/31/03/20-C2298-10.25	08-02-2019	10.92	99.28	10.25	2	31/03/15	31/03/20	28/03/19		100

**BEVERAGE FOOD AND TOBACCO**

LION BREWERY	LION/BD/08/12/19-C2270			100.00	7.85	2	08/12/14	08/12/19	28/03/19		100
--------------	------------------------	--	--	--------	------	---	----------	----------	----------	--	-----

**CONSTRUCTION AND ENGINEERING**

ACCESS ENG SL	AEL/BD/18/11/20-C2324-10.25			100.00	10.25	2	18/11/15	18/11/20	16/05/19		100
ACCESS ENG SL	AEL/BD/17/11/23-C2325-10.95			100.00	10.95	2	18/11/15	17/11/23	16/05/19		100
ACCESS ENG SL	AEL/BD/18/11/22-C2327-10.72			100.00	10.72	2	18/11/15	18/11/22	16/05/19		100
ACCESS ENG SL	AEL/BD/18/11/21-C2326-10.45			100.00	10.45	2	18/11/15	18/11/21	16/05/19		100

**DIVERSIFIED HOLDINGS**

DUNAMIS CAPITAL	CSEC/BD/04/12/20-C2334			100.00	12	2	04/12/15	04/12/20	03/06/19		100
DUNAMIS CAPITAL	CSEC/BC/05/08/19A12.5	25-03-2019	12.50	99.87	12.5	1	05/08/14	05/08/19	05/08/19	BBB	100
DUNAMIS CAPITAL	CSEC/BD/04/12/20-C2333-10.5	25-03-2019	12.50	96.99	10.5	2	04/12/15	04/12/20	03/06/19		100
HAYLEYS	HAYL/BD/06/03/20-C2297-7.85			100.00	7.85	2	06/03/15	06/03/20	05/09/19		100
HAYLEYS	HAYL/BD/31/07/23-C2407			100.00	13.2	2	31/07/18	31/07/23	29/07/19		100
HAYLEYS	HAYL/BD/31/07/23-C2406-12.5			100.00	12.5	2	31/07/18	31/07/23	29/07/19		100
HAYLEYS	HAYL/BD/31/05/19-C2349	16-11-2018	13.18	99.00	11.24	2	31/05/16	31/05/19	29/05/19		100
HEMAS HOLDINGS	HHL/BC/29/04/19A11	21-12-2018	12.48	99.50	11	2	29/04/14	29/04/19	28/03/19	A+	100
RICHARD PIERIS	RICH/BC/16/05/19C11.25	01-02-2019	15.09	99.00	11.25	2	16/05/14	16/05/19	28/03/19	AA-	100

**HEALTH CARE**

NAWALOKA	NHL/BC/30/09/22E14.4			100.00	14.4	4	30/09/13	30/09/22	28/03/19	A	100
NAWALOKA	NHL/BC/30/09/21D14.35			100.00	14.35	4	30/09/13	30/09/21	28/03/19	A	100
NAWALOKA	NHL/BC/30/09/19B14.15	16-11-2015	10.40	111.80	14.15	4	30/09/13	30/09/19	28/03/19	A	100

நியமன டின்புலம் சார்ந்த தகவல்  
 தினசரி தனியார் துறைக் கட்டுப்பாட்டின் அமைப்புகள்

Company Name	Code	Last Traded Date	Last Traded Yield	Last Traded Price	Coupon Rate	Coupon Frequency	Issued Date	Maturity Date	Next Coupon Due Date	Credit Rating (As at date of listing)	Par Value (Rs.)	
சமூக சேவை	சமூக சேவை	அக்டோபர் 2018	அக்டோபர் 2018	அக்டோபர் 2018	அக்டோபர் 2018	அக்டோபர் 2018	அக்டோபர் 2018	அக்டோபர் 2018	அக்டோபர் 2018	அக்டோபர் 2018	அக்டோபர் 2018	
கம்பனி பெயர்	குறியீடு	இறுதி வியாபாரத்தினம்	இறுதி விலை விளைவு	இறுதி வியாபார விலை	வட்டி வீதம்	வட்டி தடவைகள்	வழங்கல் திகதி	முதிர்வு திகதி	அடுத்த வட்டி நின்றுவை திகதி	ஆரம்ப கடன் தரப்படுத்தல்	முகப் பெறுமதி	
<b>HEALTH CARE</b>												
NAWALOKA	NHL/BC/30/09/23F	14.45	18-02-2019	14.45	100.00	14.45	4	30/09/13	30/09/23	28/03/19	A	100
<b>INVESTMENT TRUSTS</b>												
JANASHAKTHI	JANA/BD/19/11/19-C2268-	10.75	29-03-2019	12.50	98.78	10.75	1	19/11/14	19/11/19	19/11/19		100
<b>PLANTATIONS</b>												
KOTAGALA	KOTA/BC/26/05/19B	14.5	11-12-2018	14.54	100.00	14.5	2	27/05/14	26/05/19	26/05/19	BBB-	100
KOTAGALA	KOTA/BC/26/05/21D	15	01-03-2019	27.58	80.00	15	2	27/05/14	26/05/21	28/06/19	BBB-	100
KOTAGALA	KOTA/BC/26/05/20C	14.75	01-03-2019	36.35	80.00	14.75	2	27/05/14	26/05/20	28/06/19	BBB-	100
<b>TELECOMMUNICATIONS</b>												
SLT	SLTL/BD/19/04/28-C2400-	12.75		100.00	12.75	1	19/04/18	19/04/28	18/04/19		100	
SLT	SLTL/BD/19/04/28-C2403-	12.75		100.00	12.75	2	19/04/18	19/04/28	17/04/19		100	
<b>TRADING</b>												
ABANS PLC	ABNS/BD/26/12/19-C2286-	9	25-02-2019	15.25	95.27	9	2	26/12/14	26/12/19	24/06/19		100
SINGER SRI LANKA	SINS/BD/28/09/21-C2412-	12		100.00	12	2	28/09/18	28/09/21	27/09/19		100	

**DEBT MARKET /** தகவல் வெளியீடு / கட்டுப்பாடு சந்தை

CORPORATE DEBT	TODAY	PRV.DAY
சமூக சேவை தனியார் துறைக் கட்டுப்பாடு	அக்டோபர் 2018 இன்று	அக்டோபர் 2018 முன்னைய தினம்
		<b>27-03-2019</b>
VALUE OF TURNOVER(Rs.)	198,406	91,521,400
செல்லுபடியாகும் பெறுமதி		
VOLUME OF TURNOVER (No.)	2,000	1,000,000
செல்லுபடியாகும் அளவு		
TRADES (No.)	4	1
அக்டோபர் 2018 வியாபாரம்		

GOVT. SECURITIES	TODAY	PRV.DAY
அரசு பிணையங்கள்	அக்டோபர் 2018 இன்று	அக்டோபர் 2018 முன்னைய தினம்
		<b>09-07-2012</b>
VALUE OF TURNOVER(Rs.)	0	3,000,086
செல்லுபடியாகும் பெறுமதி		
VOLUME OF TURNOVER (No.)	0	3,325,200
செல்லுபடியாகும் அளவு		
TRADES (No.)	0	1
அக்டோபர் 2018 வியாபாரம்		

**Price changes during the week 25-03-2019 to 29-03-2019**

40

සතිය තුළ මිල වෙනස්වීම්

வாரத்துக்கான விலை அசைவுகள்

Company Name	Prv. Week's Close Price (Rs.)	Cur. Week's Close Price (Rs.)	Highest Price (Rs.)	Lowest Price (Rs.)	Change in Price During the week(Rs.)	Trade Volume (No.)	Share Volume (No.)	Turnover (Rs.)	52 Week Highest Price(Rs.)	52 Week Lowest Price(Rs.)
සමාගමේ නම	පෙර සතියේ සමාජන මිල	මේ සතියේ සමාජන මිල	ඉහළම මිල	පහළම මිල	සතිය තුළදී මිල වෙනස්වීම	ගනුදෙනු ප්‍රමාණය	කොටස් ප්‍රමාණය	පිරිවැටුම	සති 52 තුළ ඉහළම මිල	සති 52 තුළ අවම මිල
கம்பனி பெயர்	கடந்த வார நிறைவு விலை	இவ்வார நிறைவு விலை	உயர்ந்த விலை	குறைந்த விலை	வாரத்தின் விலை அசைவு	வியாபார அளவுகள்	அலகு அளவுகள்	புரள்வு	52வார உயர் விலை	52வார குறைந்த விலை

**AUTOMOBILES & COMPONENTS**

**MAIN BOARD**

KELANI TYRES	32.00	30.90	32.40	30.60	(1.10)	66	73,531	2,287,146.10	49.50	30.00
--------------	-------	-------	-------	-------	--------	----	--------	--------------	-------	-------

**BANKS**

**MAIN BOARD**

AMANA BANK	2.80	2.80	2.90	2.80	0.00	37	821,002	2,301,434.80	3.60	2.80
COMMERCIAL BANK	98.70	98.70	100.00	98.00	0.00	239	602,346	59,443,219.00	138.50	97.00
COMMERCIAL BANK	85.00	84.00	95.00	84.00	(1.00)	143	245,456	20,762,992.80	108.90	84.00
DFCC BANK PLC	70.00	70.00	74.00	69.50	0.00	168	133,105	9,318,463.80	119.00	69.50
HDFC	23.20	23.00	26.00	22.50	(0.20)	9	152	3,514.40	36.50	22.00
HNB	174.60	175.00	178.00	173.50	0.40	67	20,592	3,601,455.90	252.90	173.50
HNB	147.00	147.00	148.00	142.60	0.00	105	144,651	21,096,034.00	192.00	142.60
NAT. DEV. BANK	93.20	94.20	99.00	92.00	1.00	121	37,571	3,520,750.90	138.00	92.00
NATIONS TRUST	90.00	89.90	90.00	87.30	(0.10)	95	1,146,180	103,154,366.30	94.50	80.00
NATIONS TRUST	80.00	80.30	95.00	80.00	0.30	10	1,971	157,777.90	95.00	77.20
PAN ASIA	13.00	12.90	13.00	12.30	(0.10)	59	304,890	3,857,317.50	16.50	12.30
SAMPATH	183.80	180.10	185.00	174.50	(3.70)	909	986,989	176,111,569.60	319.50	174.50
SANASA DEV. BANK	64.00	60.00	64.00	60.00	(4.00)	104	35,397	2,179,925.30	110.00	60.00
SEYLAN BANK	58.00	62.80	63.00	56.00	4.80	38	13,349	813,297.60	90.00	56.00
SEYLAN BANK	36.70	35.90	37.00	35.10	(0.80)	142	114,152	4,101,812.80	59.00	35.10
UNION BANK	11.70	11.00	13.00	11.00	(0.70)	621	2,117,805	24,846,283.40	15.80	10.70

**CAPITAL GOODS**

**MAIN BOARD**

ACCESS ENG SL	13.20	13.00	13.40	12.70	(0.20)	371	1,206,228	15,705,766.20	21.00	12.70
ACL	35.30	32.30	33.30	32.20	(3.00)	38	7,858	256,603.80	43.90	32.00
AITKEN SPENCE	40.90	41.00	43.50	40.00	0.10	99	373,228	15,256,457.30	56.50	40.00
CENTRAL IND.	28.00	28.20	30.00	27.00	0.20	77	50,717	1,402,336.40	40.00	26.00
DOCKYARD	55.20	53.00	55.00	52.50	(2.20)	26	5,260	280,078.00	89.90	50.50
FORT LAND	13.80	13.50	14.00	12.70	(0.30)	47	54,922	751,423.80	20.90	12.70
HAYLEYS	169.20	168.00	169.50	167.00	(1.20)	58	7,505	1,258,002.20	227.00	167.00
HEMAS HOLDINGS	75.00	75.00	78.00	73.50	0.00	54	885,943	65,999,301.90	127.00	73.50
JKH	150.50	156.00	157.00	148.30	5.50	412	2,790,670	429,023,443.00	164.80	126.00
KELANI CABLES	67.10	67.40	72.40	67.20	0.30	21	1,603	108,153.20	100.00	67.10
LANKA ASHOK	628.00	628.00	605.00	600.00	0.00	5	41	24,615.00	1,120.00	600.00
LANKA TILES	65.50	70.00	70.00	63.00	4.50	28	7,054	466,176.50	106.50	63.00
LANKA WALLTILE	55.10	60.00	62.20	55.00	4.90	46	9,802	582,045.00	100.00	55.00
LAXAPANA	11.00	10.80	11.00	10.00	(0.20)	12	6,251	62,771.60	13.00	9.40
RENUKA HOLDINGS	12.70	13.40	14.70	12.60	0.70	101	237,953	3,115,335.00	21.50	12.60



## Price changes during the week 25-03-2019 to 29-03-2019

41

සරිය තුළ මිල වෙනස්වීම්

වාර්තා කළ හැකි වශයෙන් විකල්ප අයිතමයන්

Company Name	Prv. Week's Close Price (Rs.)	Cur. Week's Close Price (Rs.)	Highest Price (Rs.)	Lowest Price (Rs.)	Change in Price During the week (Rs.)	Trade Volume (No.)	Share Volume (No.)	Turnover (Rs.)	52 Week Highest Price (Rs.)	52 Week Lowest Price (Rs.)
සමාගමේ නම	පෙර සතියේ සමාජන මිල	මේ සතියේ සමාජන මිල	ඉහළම මිල	පහළම මිල	සරිය තුළදී මිල වෙනස්වීම්	ගනුදෙනු ප්‍රමාණය	කොටස් ප්‍රමාණය	පිරිවැටුම	සති 52 තුළ ඉහළම මිල	සති 52 තුළ අවම මිල
කම්පනී பெயர்	கடந்த வார நிறைவு விலை	இவ்வார நிறைவு விலை	உயர்ந்த விலை	குறைந்த விலை	வாரத்தின் விலை அசைவு	வியாபார அளவுகள்	அலகு அளவுகள்	புரள்வு	52வார உயர் விலை	52வார குறைந்த விலை

## CAPITAL GOODS

## MAIN BOARD

RENUKA HOLDINGS	9.00	9.00	9.60	8.80	0.00	22	30,023	271,265.80	16.00	8.80
RICHARD PIERIS	9.30	9.20	9.40	9.00	(0.10)	89	203,251	1,868,337.80	13.00	9.00
ROYAL CERAMIC	58.00	59.00	60.00	58.30	1.00	87	87,620	5,229,993.90	109.50	58.00
SOFTLOGIC	16.00	16.00	18.90	15.90	0.00	242	464,611	7,559,277.10	26.00	15.90
UNISYST	13.10	13.50	14.90	12.50	0.40	78	55,606	722,995.00	23.20	12.50

## DIRI SAVI BOARD

BROWNS	50.00	48.00	50.00	48.00	(2.00)	15	5,798	287,191.50	74.50	46.50
LANKA CERAMIC	139.90	139.90	139.90	139.90	0.00	2	51	7,134.90	178.00	129.20
LANKEM CEYLON	18.70	22.00	24.90	19.40	3.30	22	7,405	149,058.90	44.90	18.10
SERENDIB ENG.GRP	6.70	6.70	6.90	6.30	0.00	58	141,988	933,003.80	10.10	6.00
VALLIBEL ONE	14.00	14.30	14.80	13.90	0.30	82	117,134	1,644,834.50	23.60	13.90

## WATCH LIST

OFFICE EQUIPMENT	81.50	70.00	70.00	70.00	(11.50)	2	200	14,000.00	91.90	54.90
SIERRA CABL	1.50	1.60	1.80	1.50	0.10	136	1,131,823	1,770,957.10	2.40	1.50

## COMMERCIAL &amp; PROFESSIONAL SERVICES

## MAIN BOARD

GESTETNER	99.90	88.00	88.10	88.00	(11.90)	7	213	18,745.10	119.90	88.00
PRINTCARE PLC	33.00	33.00	33.00	33.00	0.00	1	1	33.00	37.90	23.50

## CONSUMER DURABLES &amp; APPAREL

## MAIN BOARD

ABANS	52.50	52.00	54.90	51.00	(0.50)	16	1,802	92,897.50	95.00	51.00
BLUE DIAMONDS	.40	.40	.50	.40	0.00	16	54,641	23,188.50	1.00	.40
BLUE DIAMONDS	.20	.30	.30	.20	0.10	28	392,642	78,630.70	.40	.20
DANKOTUWA PORCEL	5.40	5.30	5.70	5.30	(0.10)	133	527,923	2,878,880.00	7.70	5.20
HAYLEYS FABRIC	8.60	8.50	8.80	8.50	(0.10)	94	93,759	803,575.80	13.70	8.40
HAYLEYS FIBRE	88.00	85.70	87.90	82.00	(2.30)	80	18,458	1,587,139.90	110.00	60.00
KELSEY	25.10	25.10	27.80	27.80	0.00	1	39	1,084.20	43.00	20.00
RADIANT GEMS	16.10	16.10	17.50	17.40	0.00	3	102	1,775.00	33.00	15.60
REGNIS	72.00	62.60	67.00	60.00	(9.40)	28	3,216	207,194.60	104.00	60.00
TEEJAY LANKA	30.00	30.40	32.00	29.60	0.40	55	620,652	18,622,438.00	35.20	27.60

## DIRI SAVI BOARD

AMBEON HOLDINGS	9.20	9.20	9.40	9.10	0.00	31	51,287	471,800.40	12.00	8.60
SINGER IND.	62.00	58.00	60.10	47.20	(4.00)	12	1,765	102,535.50	175.00	47.20

## WATCH LIST

AMBEON CAPITAL	3.60	3.70	3.80	3.40	0.10	18	29,627	101,584.30	5.90	3.20
----------------	------	------	------	------	------	----	--------	------------	------	------

**Price changes during the week 25-03-2019 to 29-03-2019**

42

සතිය තුළ මිල වෙනස්වීම්

வாரத்துக்கான விலை அசைவுகள்

Company Name	Prv. Week's Close Price (Rs.)	Cur. Week's Close Price (Rs.)	Highest Price (Rs.)	Lowest Price (Rs.)	Change in Price During the week(Rs.)	Trade Volume (No.)	Share Volume (No.)	Turnover (Rs.)	52 Week Highest Price(Rs.)	52 Week Lowest Price(Rs.)
සමාගමේ නම	පෙර සතියේ සමාජන මිල	මේ සතියේ සමාජන මිල	ඉහළම මිල	පහළම මිල	සතිය තුළදී මිල වෙනස්වීම්	ගනුදෙනු ප්‍රමාණය	කොටස් ප්‍රමාණය	පිරිවැටුම	සති 52 තුළ ඉහළම මිල	සති 52 තුළ අවම මිල
கம்பனி பெயர்	கடந்த வார நிறைவு விலை	இவ்வார நிறைவு விலை	உயர்ந்த விலை	குறைந்த விலை	வாரத்தின் விலை அசைவு	வியாபார அளவுகள்	அலகு அளவுகள்	புரள்வு	52வார உயர் விலை	52வார குறைந்த விலை

**CONSUMER SERVICES**

**MAIN BOARD**

A.SPEN.HOT.HOLD.	22.80	23.70	24.00	22.10	0.90	53	809,981	18,695,354.00	34.90	21.00
AHOT PROPERTIES	42.00	41.90	43.00	40.00	(0.10)	65	121,104	4,925,826.40	55.00	34.80
AMAYA LEISURE	36.10	37.20	38.70	35.50	1.10	29	1,378	49,723.70	60.00	35.00
CITRUS LEISURE	3.90	4.20	4.40	3.90	0.30	91	164,038	667,833.90	8.00	3.80
DOLPHIN HOTELS	25.90	26.50	26.50	25.10	0.60	14	103,960	2,720,475.40	29.90	23.00
HOTEL SIGIRIYA	56.00	59.10	65.00	55.00	3.10	19	7,956	467,519.90	74.00	45.00
HOTELS CORP.	9.60	9.20	10.30	8.00	(0.40)	26	15,201	128,046.80	16.50	8.00
HUNAS FALLS	180.60	180.00	189.00	180.00	(0.60)	21	2,816	506,970.00	207.80	61.00
KANDY HOTELS	4.40	4.50	4.50	4.40	0.10	17	11,516	51,124.50	5.70	4.40
KINGSBURY	12.20	12.80	12.90	12.00	0.60	33	21,107	259,548.40	18.90	12.00
RENUKA CITY HOT.	235.00	250.00	250.00	234.90	15.00	15	4,854	1,145,303.20	331.70	210.00
SIGIRIYA VILLAGE	45.00	46.70	46.70	45.00	1.70	11	2,153	99,305.00	48.50	37.00
TANGERINE	37.30	40.60	42.00	40.00	3.30	10	1,165	47,481.50	48.50	34.20

**DIRI SAVI BOARD**

BANSEI RESORTS	4.90	6.60	7.20	4.50	1.70	99	177,941	1,030,395.50	7.30	4.10
BERUWALA RESORTS	.60	.60	.70	.50	0.00	40	258,015	154,504.40	.90	.50
CITRUS HIKKADUWA	3.60	3.70	3.90	3.50	0.10	34	40,372	147,782.80	7.90	3.20
CITRUS WASKADUWA	2.00	2.30	2.40	1.80	0.30	33	106,691	229,606.80	3.80	1.80
EDEN HOTEL LANKA	11.90	13.50	13.50	11.30	1.60	27	142,813	1,911,183.50	18.40	10.00
FORTRESS RESORTS	9.70	10.00	10.00	9.70	0.30	23	45,961	459,435.00	11.70	8.60
GALADARI	6.20	6.80	7.00	6.20	0.60	50	28,755	186,963.20	9.40	6.20
JETWING SYMPHONY	10.00	9.70	10.00	9.70	(0.30)	8	3,540	35,280.00	15.00	.00
KEELLS HOTELS	7.40	7.50	7.80	7.20	0.10	44	115,080	860,994.50	10.10	7.20
LIGHTHOUSE HOTEL	25.90	25.60	26.00	25.50	(0.30)	4	798	20,477.50	43.30	25.00
MAHAWELI REACH	13.50	13.60	14.20	12.50	0.10	11	1,793	24,264.20	18.40	12.50
MARAWILA RESORTS	1.50	1.60	1.60	1.50	0.10	27	201,750	309,305.10	2.50	1.50
NUWARA ELIYA	1,000.00	1,250.00	1,250.00	1,039.00	250.00	25	273	334,566.00	1,350.00	891.00
PALM GARDEN HOTEL	18.90	18.50	18.80	16.50	(0.40)	7	1,513	27,046.50	27.80	16.50
PEGASUS HOTELS	24.50	24.00	24.30	21.50	(0.50)	17	11,777	285,377.30	33.00	20.00
RAMBODA FALLS	18.00	19.00	19.00	19.00	1.00	3	3,308	62,852.00	22.20	15.90
RENUKA HOTELS	44.90	45.00	45.00	41.00	0.10	26	14,497	640,301.90	85.00	35.00
ROYAL PALMS	14.10	16.10	16.40	15.40	2.00	13	1,567	24,554.40	19.80	14.00
SERENDIB HOTELS	13.60	15.90	15.90	13.50	2.30	8	842	11,657.00	20.10	13.50
SERENDIB HOTELS	12.60	12.60	11.00	11.00	0.00	1	50	550.00	18.00	10.00
TAL LANKA	9.50	9.40	11.10	9.10	(0.10)	28	23,026	214,778.70	17.70	9.10

**Price changes during the week 25-03-2019 to 29-03-2019**

43

සතිය තුළ මිල වෙනස්වීම්

வாரத்துக்கான விலை அசைவுகள்

Company Name	Prv. Week's Close Price (Rs.)	Cur. Week's Close Price (Rs.)	Highest Price (Rs.)	Lowest Price (Rs.)	Change in Price During the week(Rs.)	Trade Volume (No.)	Share Volume (No.)	Turnover (Rs.)	52 Week Highest Price(Rs.)	52 Week Lowest Price(Rs.)
සමාගමේ නම	පෙර සතියේ සමාජන මිල	මේ සතියේ සමාජන මිල	ඉහළම මිල	පහළම මිල	සතිය තුළදී මිල වෙනස්වීම	ගනුදෙනු ප්‍රමාණය	කොටස් ප්‍රමාණය	පිරිවැටුම	සති 52 තුළ ඉහළම මිල	සති 52 තුළ අවම මිල
கம்பனி பெயர்	கடந்த வார நிறைவு விலை	இவ்வார நிறைவு விலை	உயர்ந்த விலை	குறைந்த விலை	வாரத்தின் விலை அசைவு	வியாபார அளவுகள்	அலகு அளவுகள்	புரள்வு	52வார உயர் விலை	52வார குறைந்த விலை

**CONSUMER SERVICES**

**WATCH LIST**

ANILANA HOTELS	.80	.80	.90	.70	0.00	44	215,529	166,942.50	1.50	.70
BROWNS BEACH	11.10	11.60	11.80	11.30	0.50	15	3,763	43,024.80	17.40	11.00

**DIVERSIFIED FINANCIALS**

**MAIN BOARD**

ALLIANCE	51.80	53.60	53.90	50.00	1.80	57	7,377	376,238.20	72.50	50.00
ASIA ASSET	7.70	8.40	9.00	7.70	0.70	59	78,991	647,624.50	9.00	.80
CDB	85.00	77.10	85.00	76.10	(7.90)	35	5,013	407,807.40	94.00	76.10
CDB	69.10	61.10	69.00	61.00	(8.00)	41	168,657	11,451,126.50	82.50	61.00
CENTRAL FINANCE	83.00	84.50	84.90	83.00	1.50	48	127,342	10,690,389.20	108.90	80.10
CEYLON GUARDIAN	64.00	61.80	63.90	61.80	(2.20)	31	60,488	3,740,092.70	99.80	61.00
CEYLON INV.	34.50	36.50	36.90	34.50	2.00	19	15,503	535,722.20	47.70	33.00
DUNAMIS CAPITAL	32.00	30.30	32.50	29.00	(1.70)	25	4,626	142,212.60	45.00	17.00
FIRST CAPITAL	23.80	23.10	23.50	20.40	(0.70)	94	79,630	1,775,337.50	33.00	20.40
L O L C HOLDINGS	89.70	88.90	90.70	88.80	(0.80)	19	6,925	616,289.60	138.00	82.40
LANKA VENTURES	40.00	38.90	38.90	38.00	(1.10)	3	1,050	40,035.00	48.50	35.70
LB FINANCE	120.00	120.10	128.00	120.00	0.10	23	3,773	453,009.70	129.90	110.00
NATION LANKA	.50	.60	.60	.50	0.10	69	1,678,770	919,142.50	1.00	.50
PEOPLES LEASING	13.00	13.40	13.80	13.00	0.40	108	213,948	2,821,230.20	17.30	12.90
S M B LEASING	.40	.40	.50	.30	0.00	95	2,642,781	1,026,647.90	.70	.30
S M B LEASING	.30	.30	.30	.20	0.00	22	574,105	114,881.30	.30	.20
SINGER FINANCE	13.10	12.60	13.10	12.50	(0.50)	94	76,472	974,172.80	16.40	12.50
VALLIBEL FINANCE	65.00	65.70	66.00	64.70	0.70	21	7,437	487,006.10	72.50	60.00

**DIRI SAVI BOARD**

AMF CO LTD	441.00	441.00	441.00	441.00	0.00	6	135	59,535.00	750.00	350.00
ASIA SIYAKA	1.80	1.90	1.90	1.80	0.10	20	172,630	313,857.00	2.40	1.70
BIMPUATH FINANCE	29.40	28.00	29.40	27.00	(1.40)	12	76,091	2,127,933.40	47.00	26.50
CIT	60.00	60.00	60.00	60.00	0.00	2	72	4,320.00	88.90	56.00
COM.CREDIT	23.70	27.30	27.50	23.20	3.60	107	55,054	1,426,844.20	45.00	.00
DIALOG FINANCE	35.10	35.50	37.00	35.50	0.40	9	386	13,760.00	78.70	25.00
GUARDIAN CAPITAL	20.00	20.30	20.90	17.50	0.30	35	4,400	82,080.60	30.50	17.50
MULTI FINANCE	16.60	17.30	17.50	16.00	0.70	17	6,804	109,825.90	21.00	9.20
ORIENT FINANCE	14.00	13.00	14.40	12.80	(1.00)	244	197,938	2,626,136.70	19.50	10.50
PRIME FINANCE	17.50	17.00	17.60	17.00	(0.50)	6	11,013	191,782.90	24.00	14.40
RENUKA CAPITAL	3.60	3.40	3.50	3.20	(0.20)	39	17,791	59,348.40	4.80	3.20
SOFTLOGIC CAP	5.40	5.50	5.70	5.30	0.10	23	84,664	464,593.00	6.50	5.00
SOFTLOGIC FIN	21.50	21.60	21.90	18.00	0.10	8	1,408	26,805.80	37.00	18.00

**Price changes during the week 25-03-2019 to 29-03-2019**

44

සතිය තුළ මිල වෙනස්වීම්

வாரத்துக்கான விலை அசைவுகள்

Company Name	Prv. Week's Close Price (Rs.)	Cur. Week's Close Price (Rs.)	Highest Price (Rs.)	Lowest Price (Rs.)	Change in Price During the week(Rs.)	Trade Volume (No.)	Share Volume (No.)	Turnover (Rs.)	52 Week Highest Price(Rs.)	52 Week Lowest Price(Rs.)
සමාගමේ නම	පෙර සතියේ සමාජික මිල	මේ සතියේ සමාජික මිල	ඉහළම මිල	පහළම මිල	සතිය තුළදී මිල වෙනස්වීම්	ගනුදෙනු ප්‍රමාණය	කොටස් ප්‍රමාණය	පිරිවැටුම	සති 52 තුළ ඉහළම මිල	සති 52 තුළ අවම මිල
கம்பனி பெயர்	கடந்த வார நிறைவு விலை	இவ்வார நிறைவு விலை	உயர்ந்த விலை	குறைந்த விலை	வாரத்தின் விலை அசைவு	வியாபார அளவுகள்	அளவுகள்	புரள்வு	52வார உயர் விலை	52வார குறைந்த விலை

**DIVERSIFIED FINANCIALS**

**WATCH LIST**

ABANS FINANCIAL	17.20	15.60	16.10	15.40	(1.60)	4	200	3,125.50	25.50	14.50
ARPICO	160.00	154.00	154.00	153.00	(6.00)	5	160	24,580.00	200.00	140.00
ASIA CAPITAL	5.50	5.80	5.90	5.30	0.30	17	4,765	26,092.00	9.10	5.30
COMM LEASE & FIN	2.30	2.60	2.60	2.30	0.30	9	3,140	7,674.00	3.00	1.90
LOLC DEV FINANCE	39.00	36.00	36.10	36.00	(3.00)	3	212	7,642.00	84.00	27.00
LOLC FINANCE	3.10	3.10	3.30	3.00	0.00	128	461,923	1,424,100.80	4.20	3.00
MERCHANT BANK	9.10	10.40	10.50	8.90	1.30	551	1,466,613	14,474,706.00	14.00	7.40
PEOPLE'S MERCH	9.10	9.20	9.70	9.00	0.10	15	13,695	123,296.00	13.50	8.20
SINHAPUTHRA FIN	9.60	9.50	10.20	9.40	(0.10)	70	80,241	782,497.90	12.80	7.50
TRADE FINANCE	50.00	50.00	53.50	53.00	0.00	2	3	159.50	75.00	41.00

**ENERGY**

**MAIN BOARD**

LANKA IOC	17.70	17.40	17.90	17.10	(0.30)	194	318,337	5,562,107.90	37.00	17.10
LAUGFS GAS	15.90	16.80	17.30	15.50	0.90	61	24,392	398,196.60	37.00	14.60
LAUGFS GAS	11.70	13.10	13.20	11.90	1.40	68	43,260	534,441.00	28.00	11.50

**FOOD & STAPLES RETAILING**

**MAIN BOARD**

C T HOLDINGS	165.00	162.90	174.50	161.10	(2.10)	5	544	88,685.80	189.00	145.00
CARGILLS	200.00	200.00	200.00	195.00	0.00	18	27,318	5,461,182.40	209.90	190.00

**DIRI SAVI BOARD**

TESS AGRO	.40	.40	.50	.40	0.00	51	493,531	199,913.00	1.00	.30
TESS AGRO	.40	.40	.50	.40	0.00	21	274,178	119,671.50	1.20	.30

**FOOD, BEVERAGE & TOBACCO**

**MAIN BOARD**

AGALAWATTE	13.50	13.50	14.40	14.00	0.00	2	60	852.00	20.80	12.50
BAIRAHA FARMS	114.80	114.80	119.90	110.70	0.00	24	4,611	518,097.50	140.00	110.00
BALANGODA	11.70	11.60	12.50	10.90	(0.10)	96	109,017	1,275,617.00	28.00	10.90
BUKIT DARAH	200.20	200.00	200.00	191.50	(0.20)	19	14,520	2,892,652.60	238.00	190.00
CARSONS	165.00	160.00	165.00	160.00	(5.00)	27	63,344	10,151,616.50	199.00	137.20
CEYLON TOBACCO	1,340.00	1,339.90	1,390.00	1,325.00	(0.10)	16	333	446,575.60	1,500.00	.00
COLD STORES	563.00	575.00	599.80	515.00	12.00	12	209	119,502.30	1,000.00	515.00
CONVENIENCE FOOD	400.00	399.60	400.00	341.30	(0.40)	13	107	42,620.60	570.00	300.00
GRAIN ELEVATORS	51.10	52.10	53.40	50.50	1.00	65	70,856	3,683,839.70	73.20	50.20
HORANA	17.00	17.00	17.00	17.00	0.00	1	152	2,584.00	26.80	13.60
KAHAWATTE	32.00	39.00	40.00	34.90	7.00	13	860	31,579.70	44.00	30.00

**Price changes during the week 25-03-2019 to 29-03-2019**

45

සරිය තුළ මිල වෙනස්වීම්

வாரத்துக்கான விலை அசைவுகள்

Company Name	Prv. Week's Close Price (Rs.)	Cur. Week's Close Price (Rs.)	Highest Price (Rs.)	Lowest Price (Rs.)	Change in Price During the week(Rs.)	Trade Volume (No.)	Share Volume (No.)	Turnover (Rs.)	52 Week Highest Price(Rs.)	52 Week Lowest Price(Rs.)
සමාගමේ නම	පෙර සතියේ සමාජන මිල	මේ සතියේ සමාජන මිල	ඉහළම මිල	පහළම මිල	සරිය තුළදී මිල වෙනස්වීම	ගනුදෙනු ප්‍රමාණය	කොටස් ප්‍රමාණය	පිරිවැටුම	සති 52 තුළ ඉහළම මිල	සති 52 තුළ අවම මිල
கம்பனி பெயர்	கடந்த வார நிறைவு விலை	இவ்வார நிறைவு விலை	உயர்ந்த விலை	குறைந்த விலை	வாரத்தின் விலை அசைவு	வியாபார அளவுகள்	அலகு அளவுகள்	புரள்வு	52வார உயர் விலை	52வார குறைந்த விலை

**FOOD, BEVERAGE & TOBACCO**

**MAIN BOARD**

KEGALLE	62.50	55.00	63.90	55.00	(7.50)	63	18,165	1,113,478.90	70.00	50.00
KELANI VALLEY	93.00	93.00	91.00	91.00	0.00	1	10	910.00	99.90	60.50
KOTAGALA	6.10	7.00	7.10	5.90	0.90	158	175,046	1,191,672.30	11.40	5.90
LANKEM DEV.	3.50	3.40	3.60	3.20	(0.10)	212	1,531,704	5,303,551.50	7.80	3.20
LION BREWERY	555.00	555.00	555.00	555.00	0.00	16	52,022	28,872,210.00	679.00	.00
LMF	110.00	110.00	114.00	108.50	0.00	50	270,040	29,704,710.00	177.90	108.50
MALWATTE	6.10	6.80	7.00	5.70	0.70	31	45,387	297,686.00	10.20	5.40
MALWATTE	4.10	4.20	4.40	3.90	0.10	17	23,689	99,204.90	9.40	3.90
MELSTACORP	38.00	36.00	39.50	36.00	(2.00)	102	4,021,238	145,167,420.70	62.90	.00
NAMUNUKULA	73.50	64.00	74.90	60.00	(9.50)	103	13,850	945,600.90	95.00	55.50
NESTLE	1,624.60	1,624.60	1,625.00	1,590.00	0.00	12	102	165,043.80	1,850.00	.00
RENUKA AGRI	1.90	2.00	2.00	1.90	0.10	37	59,488	114,659.00	2.50	1.80
RENUKA FOODS	14.70	13.10	15.00	13.00	(1.60)	21	21,979	290,316.90	17.90	10.50
RENUKA FOODS	10.60	10.00	11.90	10.00	(0.60)	35	5,808	64,767.40	15.80	8.00
SUNSHINE HOLDING	47.00	47.00	47.00	45.90	0.00	5	103	4,729.90	60.00	42.00
TALAWAKELLE	46.20	48.70	48.70	45.90	2.50	7	7,310	338,822.00	59.90	42.50
TEA SMALLHOLDER	23.00	24.10	24.40	18.90	1.10	24	6,855	138,786.50	37.50	18.90
THREE ACRE FARMS	95.30	98.30	98.50	93.40	3.00	69	17,755	1,701,519.70	120.00	.00
WATAWALA	18.70	18.50	20.00	18.00	(0.20)	47	27,959	532,126.90	30.60	18.00

**DIRI SAVI BOARD**

BOGAWANTALAWA	10.10	10.90	11.00	9.60	0.80	18	4,953	51,837.10	17.30	8.50
BROWNS INVSTMNTS	1.60	1.50	1.70	1.50	(0.10)	74	760,901	1,216,505.80	3.40	1.50
CEYLON BEVERAGE	825.00	825.00	801.40	790.00	0.00	5	53	41,904.20	899.90	600.00
DILMAH CEYLON	619.90	619.90	541.00	541.00	0.00	1	1	541.00	630.00	530.00
ELPITIYA	17.30	18.10	19.30	17.40	0.80	29	19,001	342,791.00	29.70	17.30
HAPUGASTENNE	18.00	17.00	18.20	15.60	(1.00)	4	160	2,714.00	29.30	13.50
HARISCHANDRA	1,566.00	1,388.90	1,749.90	1,340.00	(177.10)	31	1,446	2,093,123.10	1,749.90	1,057.10
HATTON	6.60	6.70	6.80	6.20	0.10	15	8,022	51,439.90	8.70	6.20
KEELLS FOOD	132.50	124.80	130.00	121.00	(7.70)	25	3,644	451,656.30	149.90	121.00
MASKELIYA	9.80	10.80	11.40	9.40	1.00	53	31,036	316,255.90	22.00	8.30
RAIGAM SALTERNS	1.90	1.90	2.00	1.90	0.00	20	43,791	83,203.90	2.50	1.80
UDAPUSSELLAWA	27.00	29.90	30.00	25.30	2.90	19	2,315	61,526.50	44.50	23.40

**WATCH LIST**

DISTILLERIES	14.60	14.50	15.50	14.50	(0.10)	42	297,307	4,341,412.80	35.00	14.30
HVA FOODS	2.50	2.90	3.60	2.50	0.40	160	190,078	558,396.90	6.90	1.80
INDO MALAY	1,300.00	1,300.00	977.10	977.10	0.00	2	5	4,885.50	1,620.00	977.10

**Price changes during the week 25-03-2019 to 29-03-2019**

46

සඟිය තුළ මිල වෙනස්වීම්

வாரத்துக்கான விலை அசைவுகள்

Company Name	Prv. Week's Close Price (Rs.)	Cur. Week's Close Price (Rs.)	Highest Price (Rs.)	Lowest Price (Rs.)	Change in Price During the week(Rs.)	Trade Volume (No.)	Share Volume (No.)	Turnover (Rs.)	52 Week Highest Price(Rs.)	52 Week Lowest Price(Rs.)
සමාගමේ නම	පෙර සතියේ සමාජන මිල	මේ සතියේ සමාජන මිල	ඉහළම මිල	පහළම මිල	සඟිය තුළදී මිල වෙනස්වීම	ගනුදෙනු ප්‍රමාණය	කොටස් ප්‍රමාණය	පිරිවැටුම	සති 52 තුළ ඉහළම මිල	සති 52 තුළ අවම මිල
கம்பனி பெயர்	கடந்த வார நிறைவு விலை	இவ்வார நிறைவு விலை	உயர்ந்த விலை	குறைந்த விலை	வாரத்தின் விலை அசைவு	வியாபார அளவுகள்	அலகு அளவுகள்	புரள்வு	52வார உயர் விலை	52வார குறைந்த விலை

**FOOD, BEVERAGE & TOBACCO**

**WATCH LIST**

KOTMALE HOLDINGS	230.00	230.00	219.90	195.00	0.00	3	11	2,172.40	250.00	150.00
MADULSIMA	6.10	6.10	6.20	5.60	0.00	56	36,615	211,071.00	11.80	5.60
SELINSING	711.40	711.40	537.30	537.30	0.00	2	3	1,611.90	835.00	537.30

**HEALTH CARE EQUIPMENT & SERVICES**

**MAIN BOARD**

ASIRI	21.50	20.20	21.00	19.50	(1.30)	59	19,026	382,284.40	27.60	19.50
ASIRI SURG	9.20	9.50	9.50	8.90	0.30	61	39,714	361,237.60	10.80	8.90
DURDANS	72.30	72.30	75.00	72.40	0.00	5	53	3,949.60	87.00	68.50
DURDANS	68.00	67.60	68.00	67.50	(0.40)	8	29,308	1,986,186.80	76.00	54.20
MULLERS	.60	.60	.70	.60	0.00	5	25,797	15,478.30	1.00	.50
NAWALOKA	4.10	4.20	4.30	4.10	0.10	13	31,902	134,768.40	4.80	4.10

**DIRI SAVI BOARD**

E - CHANNELLING	3.90	4.00	4.10	4.00	0.10	25	47,324	189,306.20	6.10	3.80
SINGHE HOSPITALS	1.30	1.30	1.30	1.10	0.00	24	31,507	38,858.80	1.80	1.10

**WATCH LIST**

LANKA HOSPITALS	43.00	43.70	47.00	42.00	0.70	45	13,372	590,840.40	60.00	39.00
-----------------	-------	-------	-------	-------	------	----	--------	------------	-------	-------

**HOUSEHOLD & PERSONAL PRODUCTS**

**DIRI SAVI BOARD**

BPPL HOLDINGS	9.80	9.90	10.50	9.90	0.10	2	400	4,020.00	13.50	9.80
---------------	------	------	-------	------	------	---	-----	----------	-------	------

**INSURANCE**

**MAIN BOARD**

CEYLINCO INS.	1,950.00	2,123.60	2,125.00	1,800.30	173.60	28	5,553	10,935,346.50	2,125.00	.00
CEYLINCO INS.	925.00	900.40	950.00	900.00	(24.60)	14	412	371,227.30	1,078.80	900.00
HNB ASSURANCE	130.00	115.70	130.90	115.60	(14.30)	195	60,120	7,508,210.20	143.90	80.10
JANASHAKTHI INS.	26.00	26.60	26.70	25.50	0.60	66	146,515	3,854,904.30	31.50	20.00
PEOPLE'S INS	19.00	19.70	19.70	18.90	0.70	57	157,062	2,994,496.30	24.00	18.70

**DIRI SAVI BOARD**

AMANA LIFE	9.00	8.70	8.80	8.50	(0.30)	12	12,120	104,335.30	13.50	1.10
AMANA TAKAFUL	5.30	5.50	6.40	4.80	0.20	47	104,325	602,833.50	9.40	.70
ARPICO INSURANCE	17.00	17.90	17.90	16.20	0.90	10	100,887	1,799,243.80	20.00	16.20
Softlogic Life	30.00	31.50	34.00	30.00	1.50	132	68,845	2,152,316.40	50.40	21.50
UNION ASSURANCE	301.30	299.60	305.40	288.00	(1.70)	12	162	48,281.90	364.00	149.00

**Price changes during the week 25-03-2019 to 29-03-2019**

47

සතිය තුළ මිල වෙනස්වීම්

வாரத்துக்கான விலை அசைவுகள்

Company Name	Prv. Week's Close Price (Rs.)	Cur. Week's Close Price (Rs.)	Highest Price (Rs.)	Lowest Price (Rs.)	Change in Price During the week(Rs.)	Trade Volume (No.)	Share Volume (No.)	Turnover (Rs.)	52 Week Highest Price(Rs.)	52 Week Lowest Price(Rs.)
සමාගමේ නම	පෙර සතියේ සමාජන මිල	මේ සතියේ සමාජන මිල	ඉහළම මිල	පහළම මිල	සතිය තුළදී මිල වෙනස්වීම	ගනුදෙනු ප්‍රමාණය	කොටස් ප්‍රමාණය	පිරිවැටුම	සති 52 තුළ ඉහළම මිල	සති 52 තුළ අවම මිල
கம்பனி பெயர்	கடந்த வார நிறைவு விலை	இவ்வார நிறைவு விலை	உயர்ந்த விலை	குறைந்த விலை	வாரத்தின் விலை அசைவு	வியாபார அளவுகள்	அலகு அளவுகள்	புரள்வு	52வார உயர் விலை	52வார குறைந்த விலை

**MATERIALS**

**MAIN BOARD**

ACL PLASTICS	75.60	78.80	79.50	71.00	3.20	11	5,410	406,670.20	131.00	67.00
ACME	3.10	3.50	3.50	3.10	0.40	41	97,724	320,166.60	7.10	3.10
CHEMANEX	46.50	59.00	59.40	45.00	12.50	26	11,011	543,836.00	69.00	45.00
CHEVRON	62.90	62.60	64.40	62.00	(0.30)	124	25,276	1,585,419.30	107.80	62.00
CIC	36.40	38.50	40.00	37.50	2.10	15	3,651	139,086.50	60.00	36.00
CIC	27.00	25.60	28.00	25.60	(1.40)	11	1,636	42,527.00	43.00	25.10
DIPPED PRODUCTS	77.20	78.00	80.00	77.00	0.80	10	3,531	273,983.90	99.10	66.20
HAYCARB	125.00	127.00	130.00	127.00	2.00	4	1,901	241,430.00	154.90	119.10
LANKA ALUMINIUM	48.10	54.40	54.40	51.00	6.30	6	225	12,155.00	70.00	45.40
PIRAMAL GLASS	3.40	3.50	3.60	3.40	0.10	61	140,332	486,173.60	6.00	3.30
SWISSTEK	34.80	34.80	35.00	34.00	0.00	40	17,555	602,889.80	61.90	31.80
TOKYO CEMENT	20.40	20.70	21.70	20.00	0.30	147	908,230	18,274,906.90	59.90	20.00
TOKYO CEMENT	18.60	18.50	20.00	17.50	(0.10)	95	78,820	1,432,287.20	49.80	17.50

**DIRI SAVI BOARD**

AGSTAR PLC	3.80	4.00	4.50	3.90	0.20	10	3,970	16,236.10	5.10	3.20
ALUMEX PLC	10.00	10.00	10.00	9.70	0.00	63	68,151	673,883.50	18.00	9.70
BOGALA GRAPHITE	12.70	12.20	12.70	12.00	(0.50)	24	55,647	678,968.50	15.70	12.00
RICH PIERIS EXP	226.00	212.00	230.00	201.20	(14.00)	213	36,990	8,156,819.00	248.00	160.00

**WATCH LIST**

INDUSTRIAL ASPH.	371.00	371.00	359.90	291.00	0.00	2	2	650.90	410.00	273.90
------------------	--------	--------	--------	--------	------	---	---	--------	--------	--------

**PHARMACEUTICALS, BIOTECHNOLOGY & LI**

**WATCH LIST**

MORISONS	652.30	652.30	670.00	670.00	0.00	3	12	8,040.00	799.00	500.00
MORISONS	424.50	424.50	380.10	380.00	0.00	2	4	1,520.20	664.00	380.00

**REAL ESTATE**

**MAIN BOARD**

CARGO BOAT	52.10	61.00	61.00	53.90	8.90	9	35,370	2,156,168.00	89.70	52.00
COLOMBO CITY	650.10	707.90	737.70	582.00	57.80	28	737	468,031.40	900.00	582.00
COLOMBO LAND	11.80	11.80	12.00	11.10	0.00	44	69,307	817,173.00	20.50	11.10
LANKA REALTY	23.60	23.90	24.50	20.50	0.30	75	30,962	729,629.60	39.50	18.00
LEE HEDGES	70.10	70.00	70.50	70.00	(0.10)	9	118,063	8,265,045.00	88.80	54.30
ON'ALLY	100.00	100.00	100.00	100.00	0.00	13	2,236	223,600.00	118.80	50.50
OVERSEAS REALTY	16.00	16.40	16.40	15.90	0.40	69	100,693	1,615,226.70	18.10	15.30
R I L PROPERTY	6.40	6.40	6.60	6.40	0.00	4	1,715	11,289.00	7.70	6.30
SEYLAN DEVTS	11.20	10.00	11.40	10.00	(1.20)	210	474,330	5,226,278.90	14.00	10.00

**Price changes during the week 25-03-2019 to 29-03-2019**

48

සඟිය තුළ මිල වෙනස්වීම්

வாரத்துக்கான விலை அசைவுகள்

Company Name	Prv. Week's Close Price (Rs.)	Cur. Week's Close Price (Rs.)	Highest Price (Rs.)	Lowest Price (Rs.)	Change in Price During the week(Rs.)	Trade Volume (No.)	Share Volume (No.)	Turnover (Rs.)	52 Week Highest Price(Rs.)	52 Week Lowest Price(Rs.)
සමාගමේ නම	පෙර සතියේ සමාජන මිල	මේ සතියේ සමාජන මිල	ඉහළම මිල	පහළම මිල	සඟිය තුළදී මිල වෙනස්වීම්	ගනුදෙනු ප්‍රමාණය	කොටස් ප්‍රමාණය	පිරිවැටුම	සති 52 තුළ ඉහළම මිල	සති 52 තුළ අවම මිල
கம்பனி பெயர்	கடந்த வார நிறைவு விலை	இவ்வார நிறைவு விலை	உயர்ந்த விலை	குறைந்த விலை	வாரத்தின் விலை அசைவு	வியாபார அளவுகள்	அலகு அளவுகள்	புரள்வு	52வார உயர் விலை	52வார குறைந்த விலை

**REAL ESTATE**

**MAIN BOARD**

YORK ARCADE	76.00	70.10	79.00	70.10	(5.90)	7	544	38,159.10	115.00	70.10
-------------	-------	-------	-------	-------	--------	---	-----	-----------	--------	-------

**DIRI SAVI BOARD**

C T LAND	26.60	28.40	28.40	26.10	1.80	20	3,896	103,267.10	36.80	26.10
EQUITY TWO PLC	48.60	53.00	53.00	52.90	4.40	5	1,000	52,988.00	74.80	42.00
MILLENNIUM HOUSE	6.70	7.00	7.50	6.20	0.30	49	25,282	165,298.60	11.60	6.00

**WATCH LIST**

COMMERCIAL DEV.	70.60	70.10	70.70	70.00	(0.50)	8	2,916	204,590.00	80.00	66.20
EAST WEST	16.30	17.50	17.60	16.10	1.20	440	832,135	14,240,168.60	20.60	11.90
PDL	118.00	116.00	116.00	114.40	(2.00)	10	945	109,548.00	133.00	100.10
SERENDIB LAND	1,300.00	1,300.00	1,299.00	1,299.00	0.00	1	1	1,299.00	1,852.10	1,120.00

**RETAILING**

**MAIN BOARD**

AUTODROME	84.90	84.90	85.00	74.00	0.00	2	11	825.00	105.00	65.00
C M HOLDINGS	39.20	36.10	38.00	35.20	(3.10)	12	230	8,537.00	73.80	35.20
DIMO	305.70	304.70	310.00	290.00	(1.00)	35	2,115	646,470.00	476.70	290.00
EASTERN MERCHANT HUNTERS	3.90	3.90	4.00	3.90	0.00	23	47,249	187,321.70	6.00	3.70
SINGER SRI LANKA	400.00	400.00	400.00	390.00	0.00	6	1,021	405,400.00	510.00	350.00
UNITED MOTORS	25.00	25.00	26.50	24.90	0.00	22	8,277	207,990.90	41.00	24.50
UNITE MOTORS	70.20	66.80	72.00	66.00	(3.40)	16	14,718	1,004,054.50	87.40	66.00

**DIRI SAVI BOARD**

C.W.MACKIE	37.10	40.40	40.60	38.50	3.30	19	4,268	170,656.10	52.40	37.00
CEYLON TEA BRKRS	2.60	2.70	2.80	2.60	0.10	37	40,672	107,518.90	3.90	2.50
JOHN KEELLS	47.10	48.00	48.90	46.10	0.90	14	1,938	92,804.90	70.00	46.00
SATHOSA MOTORS	475.80	457.90	460.00	385.10	(17.90)	8	388	177,205.10	550.00	300.00

**WATCH LIST**

ODEL PLC	27.90	26.10	26.20	24.50	(1.80)	14	1,990	49,570.70	32.50	22.10
----------	-------	-------	-------	-------	--------	----	-------	-----------	-------	-------

**TELECOMMUNICATION SERVICES**

**MAIN BOARD**

DIALOG	9.30	9.10	9.30	9.00	(0.20)	277	3,471,964	31,610,739.50	14.80	9.00
SLT	22.70	21.40	23.70	21.20	(1.30)	105	62,021	1,359,970.80	30.00	18.90

**TRANSPORTATION**

**MAIN BOARD**

EXPOLANKA	4.10	4.00	4.10	4.00	(0.10)	89	540,292	2,161,429.40	5.10	3.80
-----------	------	------	------	------	--------	----	---------	--------------	------	------



**Price changes during the week 25-03-2019 to 29-03-2019**

49

සහිත තුළ මිල වෙනස්වීම්

வாரத்துக்கான விலை அசைவுகள்

Company Name	Prv. Week's Close Price (Rs.)	Cur. Week's Close Price (Rs.)	Highest Price (Rs.)	Lowest Price (Rs.)	Change in Price During the week(Rs.)	Trade Volume (No.)	Share Volume (No.)	Turnover (Rs.)	52 Week Highest Price(Rs.)	52 Week Lowest Price(Rs.)
සමාගමේ නම	පෙර සතියේ සමාප්ත මිල	මේ සතියේ සමාප්ත මිල	ඉහළම මිල	පහළම මිල	සහිත තුළදී මිල වෙනස්වීම්	ගනුදෙනු ප්‍රමාණය	කොටස් ප්‍රමාණය	පිරිවැටුම	සති 52 තුළ ඉහළම මිල	සති 52 තුළ අවම මිල
கம்பனி பெயர்	கடந்த வார நிறைவு விலை	இவ்வார நிறைவு விலை	உயர்ந்த விலை	குறைந்த விலை	வாரத்தின் விலை அசைவு	வியாபார அளவுகள்	அலகு அளவுகள்	புரள்வு	52வார உயர் விலை	52வார குறைந்த விலை

**TRANSPORTATION**

**WATCH LIST**

MERC. SHIPPING	69.70	69.70	60.00	59.00	0.00	3	3	178.00	90.00	53.00
----------------	-------	-------	-------	-------	------	---	---	--------	-------	-------

**UTILITIES**

**MAIN BOARD**

LVL ENERGY	7.90	7.90	8.00	7.70	0.00	13	88,067	689,583.10	10.00	7.30
PANASIAN POWER	2.90	3.00	3.00	2.90	0.10	78	1,125,958	3,323,704.80	3.50	2.70
RESUS ENERGY	18.60	18.50	19.00	18.10	(0.10)	59	27,512	502,886.60	33.00	18.10
VALLIBEL	6.00	5.90	6.00	5.90	(0.10)	55	88,593	524,469.80	7.50	5.90
VIDULLANKA	4.50	4.40	4.50	4.40	(0.10)	13	2,278,550	10,025,670.00	5.00	4.10

**WATCH LIST**

LOTUS HYDRO	5.70	5.20	5.40	5.20	(0.50)	12	22,000	117,320.00	6.10	4.20
-------------	------	------	------	------	--------	----	--------	------------	------	------

**GICS Industry Group Statistics**

50

GICS කර්මාන්ත සමූහයන්හි සංඛ්‍යා දත්ත

GICS துறைத் தொகுதி புள்ளிவிபரங்கள்

Industry Group	Market capitalization	Turnover පිරිවැටුම		Trades (No.)	PER	PBV	DY	Companies Traded	Companies Listed
කර්මාන්ත සමූහය	වෙළෙඳපොළ ප්‍රාග්ධනීකරණය	පුරුණු Value(Rs.)	Volume(No.)	ගනුදෙනු	මිල ලපසුම අනුපාතය	මිල පොත් අගයෙහි අනුපාතයක් ලෙස	ලාභය එලදාව	ගනුදෙනු වූ සමාගම්	ලැයිස්තුගත සමාගම්
துறைத் தொகுதி	சந்தை முதலாக்கம்	වටිනාකම பெறுமதி	ප්‍රමාණය அளவு	வியாபாரம்	விலை உழைப்பு விகிதம்	விலை புத்தகப் பெறுமதி	பங்குலாப விளைவு	வியாபாரம் நிறைவுற்ற கம்பனிகள்	பட்டியல் படுத்தப்பட்ட கம்பனிகள்
AUTOMOBILES & COMPONENTS	2,556,720,000.00	2,287,146.10	73,531.00	66	4.26	.52	8.09	1	1
BANKS	348,524,027,226.40	435,270,216.00	6,725,608.00	2,867	4.95	.65	2.95	12	16
CAPITAL GOODS	394,939,529,176.60	554,750,559.20	7,890,545.00	2,230	10.11	.74	3.88	26	31
COMMERCIAL & PROFESSIONAL SERVICES	3,570,008,715.00	18,778.10	214.00	8	N/A	1.02	.12	2	5
CONSUMER DURABLES & APPAREL	35,374,517,862.80	24,972,724.40	1,795,913.00	515	37.40	.95	6.28	12	14
CONSUMER SERVICES	114,981,331,332.50	36,946,356.30	2,666,883.00	991	102.74	1.61	.82	35	39
DIVERSIFIED FINANCIALS	224,709,926,248.70	61,866,745.40	8,449,979.00	2,237	5.08	.97	3.06	39	53
ENERGY	15,699,551,299.50	6,494,745.50	385,989.00	323	N/A	.77	2.22	2	3
FOOD & STAPLES RETAILING	86,950,049,175.80	5,869,452.70	795,571.00	95	22.10	2.09	2.12	3	5
FOOD, BEVERAGE & TOBACCO	731,610,828,757.70	245,045,804.00	7,961,921.00	1,857	15.25	2.57	3.8	46	55
HEALTH CARE EQUIPMENT & SERVICES	48,012,945,959.10	3,702,910.50	238,003.00	245	15.89	1.67	3.3	8	10
HOUSEHOLD & PERSONAL PRODUCTS	5,262,810,934.30	4,020.00	400.00	2	12.59	1.73	2.45	1	2
INSURANCE	142,076,350,170.10	30,371,195.50	656,001.00	573	3.37	1.51	3.75	9	11
MATERIALS	50,931,254,001.30	33,888,090.00	1,460,062.00	903	7.74	.86	7.92	16	22
PHARMACEUTICALS, BIOTECHNOLOGY & LIFE SCIENCE	4,553,700,500.00	9,560.20	16.00	5	4.64	1.24	2.5	1	2
REAL ESTATE	54,275,936,496.00	34,427,760.00	1,700,132.00	1,001	5.07	.55	4.72	17	20
RETAILING	37,254,230,673.10	3,058,354.80	122,877.00	208	15.97	.61	5.83	12	12
TELECOMMUNICATION SERVICES	112,912,873,485.50	32,970,710.30	3,533,985.00	382	5.38	.80	8.07	2	2
TRANSPORTATION	8,185,850,900.00	2,161,607.40	540,295.00	92	7.53	.69	0	2	2
UTILITIES	16,165,912,438.80	15,183,634.30	3,630,680.00	230	9.97	1.95	6.49	6	6

**GICS Industry Group Wise Top 5 Gainers for the week /**

සතිස තුළ ඉහළ මිලින් වර්තා කළ සමාගම් අතර ප්‍රමුඛතම සමාගම් 05 (කර්මාන්ත සමූහයන් වශයෙන්) /

வாரத்தில் துறையடிப்படையில் முதல் 5 சிறந்த ஆதாயமீட்டிய பிணையங்கள்

ENERGY				MATERIALS			
Company Name සමාගමේ නම கம்பனி பெயர்	Current Close Price (Rs.) වත්මන් සමාජිත මිල தற்போதைய நிறைவு விலை	Previous Close Price (Rs.) පෙර සමාජිත මිල முன்னைய நிறைவு விலை	Change වෙනස % அசைவு %	Company Name සමාගමේ නම கம்பனி பெயர்	Current Close Price (Rs.) වත්මන් සමාජිත මිල தற்போதைய நிறைவு விலை	Previous Close Price (Rs.) පෙර සමාජිත මිල முன்னைய நிறைவு விலை	Change වෙනස % அசைவு %
LAUGFS GAS[LGL.X0000]	13.10	11.70	11.97	CHEMANEX	59.00	46.50	26.88
LAUGFS GAS	16.80	15.90	5.66	LANKA ALUMINIUM	54.40	48.10	13.10
				ACME	3.50	3.10	12.90
				CIC	38.50	36.40	5.77
				AGSTAR PLC	4.00	3.80	5.26
CAPITAL GOODS				CONSUMER DURABLES & APPAREL			
Company Name සමාගමේ නම கம்பனி பெயர்	Current Close Price (Rs.) වත්මන් සමාජිත මිල தற்போதைய நிறைவு விலை	Previous Close Price (Rs.) පෙර සමාජිත මිල முன்னைய நிறைவு விலை	Change වෙනස % அசைவு %	Company Name සමාගමේ නම கம்பனி பெயர்	Current Close Price (Rs.) වත්මන් සමාජිත මිල தற்போதைய நிறைவு விலை	Previous Close Price (Rs.) පෙර සමාජිත මිල முன்னைய நிறைவு விலை	Change වෙනස % அசைவு %
LANKEM CEYLON	22.00	18.70	17.65	BLUE DIAMONDS[BLUE.X0000]	.30	.20	50.00
LANKA WALLTILE	60.00	55.10	8.89	AMBEON CAPITAL	3.70	3.60	2.78
LANKA TILES	70.00	65.50	6.87	TEEJAY LANKA	30.40	30.00	1.33
SIERRA CABL	1.60	1.50	6.67				
RENUKA HOLDINGS	13.40	12.70	5.51				
CONSUMER SERVICES				RETAILING			
Company Name සමාගමේ නම கம்பனி பெயர்	Current Close Price (Rs.) වත්මන් සමාජිත මිල தற்போதைய நிறைவு விலை	Previous Close Price (Rs.) පෙර සමාජිත මිල முன்னைய நிறைவு விலை	Change වෙනස % அசைவு %	Company Name සමාගමේ නම கம்பனி பெயர்	Current Close Price (Rs.) වත්මන් සමාජිත මිල தற்போதைய நிறைவு விலை	Previous Close Price (Rs.) පෙර සමාජිත මිල முன்னைய நிறைவு விலை	Change වෙනස % அசைவு %
BANSEI RESORTS	6.60	4.90	34.69	C.W.MACKIE	40.40	37.10	8.89
NUWARA ELIYA	1,250.00	1,000.00	25.00	CEYLON TEA BRKRS	2.70	2.60	3.85
SERENDIB HOTELS	15.90	13.60	16.91	JOHN KEELLS	48.00	47.10	1.91
CITRUS WASKADUWA	2.30	2.00	15.00				
ROYAL PALMS	16.10	14.10	14.18				
FOOD, BEVERAGE & TOBACCO				HOUSEHOLD & PERSONAL PRODUCTS			
Company Name සමාගමේ නම கம்பனி பெயர்	Current Close Price (Rs.) වත්මන් සමාජිත මිල தற்போதைய நிறைவு விலை	Previous Close Price (Rs.) පෙර සමාජිත මිල முன்னைய நிறைவு விலை	Change වෙනස % அசைவு %	Company Name සමාගමේ නම கம்பனி பெயர்	Current Close Price (Rs.) වත්මන් සමාජිත මිල தற்போதைய நிறைவு விலை	Previous Close Price (Rs.) පෙර සමාජිත මිල முன்னைய நிறைவு விலை	Change වෙනස % அசைவு %
KAHAWATTE (+)	39.00	32.00	21.88	BPPL HOLDINGS	9.90	9.80	1.02
HVA FOODS	2.90	2.50	16.00				
KOTAGALA	7.00	6.10	14.75				
MALWATTE (+)	6.80	6.10	11.48				
UDAPUSSELLAWA (+)	29.90	27.00	10.74				
HEALTH CARE EQUIPMENT & SERVICES							
Company Name සමාගමේ නම கம்பனி பெயர்	Current Close Price (Rs.) වත්මන් සමාජිත මිල தற்போதைய நிறைவு விலை	Previous Close Price (Rs.) පෙර සමාජිත මිල முன்னைய நிறைவு விலை	Change වෙනස % அசைவு %				
ASIRI SURG	9.50	9.20	3.26				
E - CHANNELLING	4.00	3.90	2.56				
NAWALOKA	4.20	4.10	2.44				
LANKA HOSPITALS (+)	43.70	43.00	1.63				

**GICS Industry Group Wise Top 5 Gainers for the week /**

සතිය තුළ ඉහළ මිලින් වර්තා කළ සමාගම් අතර ප්‍රමුඛතම සමාගම් 05 (කර්මාන්ත සමූහයන් වශයෙන්) /

වාර්ෂික ත්‍රාහේදියායුධයේ මුත් 5 ජීර්ණ ආදායම්දායී පිටුපසුකරු

BANKS			
Company Name සමාගමේ නම කර්මාන්ත පෙර	Current Close Price (Rs.) වත්මන් සමාන්ත මිල	Previous Close Price (Rs.) පෙර සමාන්ත	Change වෙනස % අසව %
	තර්ථොතොය නිරොවු වරො	මුණොය නිරොවු වරො	
SEYLAN BANK (+)	62.80	58.00	8.28
NAT. DEV. BANK (+)	94.20	93.20	1.07
NATIONS TRUST[NTB-X-0000] (+)	80.30	80.00	.38
HNB (+)	175.00	174.60	.23

DIVERSIFIED FINANCIALS			
Company Name සමාගමේ නම කර්මාන්ත පෙර	Current Close Price (Rs.) වත්මන් සමාන්ත මිල	Previous Close Price (Rs.) පෙර සමාන්ත	Change වෙනස % අසව %
	තර්ථොතොය නිරොවු වරො	මුණොය නිරොවු වරො	
NATION LANKA	.60	.50	20.00
COM.CREDIT	27.30	23.70	15.19
MERCHANT BANK (+)	10.40	9.10	14.29
COMM LEASE & FIN	2.60	2.30	13.04
ASIA ASSET	8.40	7.70	9.09

INSURANCE			
Company Name සමාගමේ නම කර්මාන්ත පෙර	Current Close Price (Rs.) වත්මන් සමාන්ත මිල	Previous Close Price (Rs.) පෙර සමාන්ත	Change වෙනස % අසව %
	තර්ථොතොය නිරොවු වරො	මුණොය නිරොවු වරො	
CEYLINCO INS. (+)	2,123.60	1,950.00	8.90
ARPICO INSURANCE (+)	17.90	17.00	5.29
Softlogic Life (+)	31.50	30.00	5.00
AMANA TAKAFUL (+)	5.50	5.30	3.77
PEOPLE'S INS (+)	19.70	19.00	3.68

UTILITIES			
Company Name සමාගමේ නම කර්මාන්ත පෙර	Current Close Price (Rs.) වත්මන් සමාන්ත මිල	Previous Close Price (Rs.) පෙර සමාන්ත	Change වෙනස % අසව %
	තර්ථොතොය නිරොවු වරො	මුණොය නිරොවු වරො	
PANASIAN POWER	3.00	2.90	3.45

REAL ESTATE			
Company Name සමාගමේ නම කර්මාන්ත පෙර	Current Close Price (Rs.) වත්මන් සමාන්ත මිල	Previous Close Price (Rs.) පෙර සමාන්ත	Change වෙනස % අසව %
	තර්ථොතොය නිරොවු වරො	මුණොය නිරොවු වරො	
CARGO BOAT	61.00	52.10	17.08
EQUITY TWO PLC	53.00	48.60	9.05
COLOMBO CITY	707.90	650.10	8.89
EAST WEST	17.50	16.30	7.36
C T LAND	28.40	26.60	6.77

**GICS Industry Group Wise Top 5 Losers for the week /**

මිල ගණන් පහළ ගිය සමාගම් අතර ප්‍රමුඛතම සමාගම් 05 (කර්මාන්ත සමූහයන් වශයෙන්)

වාර්ෂික ත්‍රාහේදියායුධයේ මුත් 5 මනිප්පිණිත පිටුපසුකරු

ENERGY			
Company Name සමාගමේ නම කර්මාන්ත පෙර	Current Close Price (Rs.) වත්මන් සමාන්ත මිල	Previous Close Price (Rs.) පෙර සමාන්ත	Change වෙනස % අසව %
	තර්ථොතොය නිරොවු වරො	මුණොය නිරොවු වරො	
LANKA IOC	17.40	17.70	- 1.69

MATERIALS			
Company Name සමාගමේ නම කර්මාන්ත පෙර	Current Close Price (Rs.) වත්මන් සමාන්ත මිල	Previous Close Price (Rs.) පෙර සමාන්ත	Change වෙනස % අසව %
	තර්ථොතොය නිරොවු වරො	මුණොය නිරොවු වරො	
RICH PIERIS EXP	212.00	226.00	- 6.19
CIC[CIC.X0000]	25.60	27.00	- 5.19
BOGALA GRAPHITE (+)	12.20	12.70	- 3.94
TOKYO CEMENT[TKYO.X0000]	18.50	18.60	- .54
CHEVRON (+)	62.60	62.90	- .48

CAPITAL GOODS			
Company Name සමාගමේ නම කර්මාන්ත පෙර	Current Close Price (Rs.) වත්මන් සමාන්ත මිල	Previous Close Price (Rs.) පෙර සමාන්ත	Change වෙනස % අසව %
	තර්ථොතොය නිරොවු වරො	මුණොය නිරොවු වරො	
OFFICE EQUIPMENT	70.00	81.50	- 14.11

**GICS Industry Group Wise Top 5 Losers for the week /**

මිල ගණන් පහළ ගිය 5 සමාගම් අතර ප්‍රමුඛතම සමාගම් 05 (කර්මාන්ත සමූහයන් වශයෙන්)

வாரத்தில் துறையடிப்படையில் முதல் 5 மதிப்பிழந்த பிணையங்கள்

**CAPITAL GOODS**

Company Name සමාගමේ නම கம்பனி பெயர்	Current Close Price (Rs.) වත්මන් සමාජිත තර්ථොතෑය නිරෑචූ ඩෑවෑ	Previous Close Price (Rs.) පෙර සමාජිත මුඛ්ඛෑය නිරෑචූ ඩෑවෑ	Change (%) වෙනස % அசைவு %
ACL	32.30	35.30	- 8.50
BROWNS	48.00	50.00	- 4.00
DOCKYARD (+)	53.00	55.20	- 3.99
FORT LAND	13.50	13.80	- 2.17

**COMMERCIAL & PROFESSIONAL SERVICES**

Company Name සමාගමේ නම கம்பனி பெயர்	Current Close Price (Rs.) වත්මන් සමාජිත තර්ථොතෑය නිරෑචූ ඩෑවෑ	Previous Close Price (Rs.) පෙර සමාජිත මුඛ්ඛෑය නිරෑචූ ඩෑවෑ	Change (%) වෙනස % அசைவு %
GESTETNER	88.00	99.90	- 11.91

**TRANSPORTATION**

Company Name සමාගමේ නම கம்பனி பெயர்	Current Close Price (Rs.) වත්මන් සමාජිත තර්ථොතෑය නිරෑචූ ඩෑවෑ	Previous Close Price (Rs.) පෙර සමාජිත මුඛ්ඛෑය නිරෑචූ ඩෑවෑ	Change (%) වෙනස % அசைவு %
EXPOLANKA	4.00	4.10	- 2.44

**AUTOMOBILES & COMPONENTS**

Company Name සමාගමේ නම கம்பனி பெயர்	Current Close Price (Rs.) වත්මන් සමාජිත තර්ථොතෑය නිරෑචූ ඩෑවෑ	Previous Close Price (Rs.) පෙර සමාජිත මුඛ්ඛෑය නිරෑචූ ඩෑවෑ	Change (%) වෙනස % அசைவு %
KELANI TYRES	30.90	32.00	- 3.44

**CONSUMER DURABLES & APPAREL**

Company Name සමාගමේ නම கம்பனி பெயர்	Current Close Price (Rs.) වත්මන් සමාජිත තර්ථොතෑය නිරෑචූ ඩෑවෑ	Previous Close Price (Rs.) පෙර සමාජිත මුඛ්ඛෑය නිරෑචූ ඩෑවෑ	Change (%) වෙනස % அசைவு %
REGNIS (+)	62.60	72.00	- 13.06
SINGER IND. (+)	58.00	62.00	- 6.45
HAYLEYS FIBRE	85.70	88.00	- 2.61
DANKOTUWA PORCEL	5.30	5.40	- 1.85
HAYLEYS FABRIC	8.50	8.60	- 1.16

**CONSUMER SERVICES**

Company Name සමාගමේ නම கம்பனி பெயர்	Current Close Price (Rs.) වත්මන් සමාජිත තර්ථොතෑය නිරෑචූ ඩෑවෑ	Previous Close Price (Rs.) පෙර සමාජිත මුඛ්ඛෑය නිරෑචූ ඩෑවෑ	Change (%) වෙනස % அசைவு %
HOTELS CORP.	9.20	9.60	- 4.17
JETWING SYMPHONY	9.70	10.00	- 3.00
PALM GARDEN HOTL	18.50	18.90	- 2.12
PEGASUS HOTELS	24.00	24.50	- 2.04
LIGHTHOUSE HOTEL	25.60	25.90	- 1.16

**RETAILING**

Company Name සමාගමේ නම கம்பனி பெயர்	Current Close Price (Rs.) වත්මන් සමාජිත තර්ථොතෑය නිරෑචූ ඩෑවෑ	Previous Close Price (Rs.) පෙර සමාජිත මුඛ්ඛෑය නිරෑචූ ඩෑවෑ	Change (%) වෙනස % அசைவு %
C M HOLDINGS	36.10	39.20	- 7.91
ODEL PLC	26.10	27.90	- 6.45
UNITED MOTORS	66.80	70.20	- 4.84
SATHOSA MOTORS	457.90	475.80	- 3.76
DIMO	304.70	305.70	- .33

**FOOD & STAPLES RETAILING**

Company Name සමාගමේ නම கம்பனி பெயர்	Current Close Price (Rs.) වත්මන් සමාජිත තර්ථොතෑය නිරෑචූ ඩෑවෑ	Previous Close Price (Rs.) පෙර සමාජිත මුඛ්ඛෑය නිරෑචූ ඩෑවෑ	Change (%) වෙනස % அசைவு %
C T HOLDINGS	162.90	165.00	- 1.27

**FOOD, BEVERAGE & TOBACCO**

Company Name සමාගමේ නම கம்பனி பெயர்	Current Close Price (Rs.) වත්මන් සමාජිත තර්ථොතෑය නිරෑචූ ඩෑවෑ	Previous Close Price (Rs.) පෙර සමාජිත මුඛ්ඛෑය නිරෑචූ ඩෑවෑ	Change (%) වෙනස % அசைவு %
NAMUNUKULA	64.00	73.50	- 12.93
KEGALLE	55.00	62.50	- 12.00
HARISCHANDRA	1,388.90	1,566.00	- 11.31
RENUKA FOODS	13.10	14.70	- 10.88
BROWNS INVSTMNTS	1.50	1.60	- 6.25

**HEALTH CARE EQUIPMENT & SERVICES**

Company Name සමාගමේ නම கம்பனி பெயர்	Current Close Price (Rs.) වත්මන් සමාජිත තර්ථොතෑය නිරෑචූ ඩෑවෑ	Previous Close Price (Rs.) පෙර සමාජිත මුඛ්ඛෑය නිරෑචූ ඩෑවෑ	Change (%) වෙනස % அசைவு %
ASIRI	20.20	21.50	- 6.05
DURDANS[CHL.X0000]	67.60	68.00	- .59

**BANKS**

**BANKS**

**BANKS**

**GICS Industry Group Wise Top 5 Losers for the week /**

மேல்கண் பகலு 54 சமாதமே ஂதர் ப்ரம்தம சமாதமே 05 (கூலமாத சமாதமே வகசென்)

வாரத்தில் துறையடிப்படையில் முதல் 5 மதிப்பிழந்த பிணையங்கள்

BANKS				DIVERSIFIED FINANCIALS			
Company Name சமாதமே தம கம்பனி பெயர்	Current Close Price (Rs.) வந்தமத் சமாதமே தற்போதைய நிறைவு விலை	Previous Close Price (Rs.) பேர் சமாதமே முன்னைய நிறைவு விலை	Change (%) வெதச % அசைவு %	Company Name சமாதமே தம கம்பனி பெயர்	Current Close Price (Rs.) வந்தமத் சமாதமே தற்போதைய நிறைவு விலை	Previous Close Price (Rs.) பேர் சமாதமே முன்னைய நிறைவு விலை	Change (%) வெதச % அசைவு %
SANASA DEV. BANK (+)	60.00	64.00	- 6.25	CDB[CDB.X0000]	61.10	69.10	- 11.58
UNION BANK (+)	11.00	11.70	- 5.98	ABANS FINANCIAL	15.60	17.20	- 9.30
SEYLAN BANK[SEYB.X0000] (+)	35.90	36.70	- 2.18	CDB	77.10	85.00	- 9.29
SAMPATH (+)	180.10	183.80	- 2.01	LOLC DEV FINANCE	36.00	39.00	- 7.69
COMMERCIAL BANK[COMB.X0000] (+)	84.00	85.00	- 1.18	RENUKA CAPITAL	3.40	3.60	- 5.56
INSURANCE				TELECOMMUNICATION SERVICES			
Company Name சமாதமே தம கம்பனி பெயர்	Current Close Price (Rs.) வந்தமத் சமாதமே தற்போதைய நிறைவு விலை	Previous Close Price (Rs.) பேர் சமாதமே முன்னைய நிறைவு விலை	Change (%) வெதச % அசைவு %	Company Name சமாதமே தம கம்பனி பெயர்	Current Close Price (Rs.) வந்தமத் சமாதமே தற்போதைய நிறைவு விலை	Previous Close Price (Rs.) பேர் சமாதமே முன்னைய நிறைவு விலை	Change (%) வெதச % அசைவு %
HNB ASSURANCE (+)	115.70	130.00	- 11.00	SLT (+)	21.40	22.70	- 5.73
AMANA LIFE (+)	8.70	9.00	- 3.33	DIALOG (+)	9.10	9.30	- 2.15
CEYLINCO INS.[CINS.X0000] (+)	900.40	925.00	- 2.66				
UNION ASSURANCE (+)	299.60	301.30	- .56				
UTILITIES				REAL ESTATE			
Company Name சமாதமே தம கம்பனி பெயர்	Current Close Price (Rs.) வந்தமத் சமாதமே தற்போதைய நிறைவு விலை	Previous Close Price (Rs.) பேர் சமாதமே முன்னைய நிறைவு விலை	Change (%) வெதச % அசைவு %	Company Name சமாதமே தம கம்பனி பெயர்	Current Close Price (Rs.) வந்தமத் சமாதமே தற்போதைய நிறைவு விலை	Previous Close Price (Rs.) பேர் சமாதமே முன்னைய நிறைவு விலை	Change (%) வெதச % அசைவு %
LOTUS HYDRO	5.20	5.70	- 8.77	SEYLAN DEVTS (+)	10.00	11.20	- 10.71
VIDULLANKA	4.40	4.50	- 2.22	YORK ARCADE	70.10	76.00	- 7.76
VALLIBEL	5.90	6.00	- 1.67	PDL (+)	116.00	118.00	- 1.69
RESUS ENERGY	18.50	18.60	- .54	COMMERCIAL DEV. (+)	70.10	70.60	- .71
				LEE HEDGES	70.00	70.10	- .14

Daily Movements Corporate Debt on 29-03-2019

நிதிகளை உடனடி சமர்ப்பணம் செய்யும் கட்டணங்கள் அளவுகள்

Company Name	Code	Date	Coupon Rate	Tom (Rs.)	Spot (Rs.)	Coupon Frequency	Issued Date	Maturity Date	Next Int. Due Date	Quantity Issued	Par Value (Rs.)
சுயாதீன நிறுவனம்	கட்டணம்	திகதி	வட்டி விகிதம்	மறுநிறுவனம்	நிகழ்கால வட்டி	வட்டி விகிதம்	வழங்கல் திகதி	முதிர்ப்பு திகதி	அடுத்த வட்டி நிறுவனம்	வழங்கப்பட்ட அளவு	முகப் பெறுமதி
<b>BANKS</b>											
COMMERCIAL BANK	COMB/BD/08/03/21-C2341-10.75	30-01-2019	10.75	100	90	2	09/03/16	08/03/21	07/09/19	44303400	100
COMMERCIAL BANK	COMB/BD/08/03/26-C2342-11.25	18-02-2019	11.25	100	100	2	09/03/16	08/03/26	07/09/19	17490900	100
COMMERCIAL BANK	COMB/BD/27/10/26-C2359-12.25		12.25	100	100	2	28/10/16	27/10/26	26/04/19	19282000	100
COMMERCIAL BANK	COMB/BD/27/10/21-C2360-12	13-03-2019	12	100	90	2	28/10/16	27/10/21	26/04/19	50718000	100
COMMERCIAL BANK	COMB/BD/22/07/23-C2404-12		12	100	100	2	23/07/18	22/07/23	21/07/19	83938400	100
COMMERCIAL BANK	COMB/BD/22/07/28-C2405-12.5		12.5	100	100	2	23/07/18	22/07/28	21/07/19	16061600	100
DFCC BANK PLC	DFCC/BD/09/11/21-C2366-12.15		12.15	100	100	1	09/11/16	09/11/21	07/11/19	9568600	100
DFCC BANK PLC	DFCC/BD/29/03/25-C2394-13		13	100	100	1	29/03/18	29/03/25	27/03/20	40865300	100
DFCC BANK PLC	DFCC/BD/29/03/23-C2393-12.6	09-04-2018	12.6	100.05	100	1	29/03/18	29/03/23	27/03/20	29134700	100
DFCC BANK PLC	DFCC/BD/09/11/23-C2367-12.75	29-03-2017	12.75	100	100	1	09/11/16	09/11/23	07/11/19	60431400	100
HDFC	HDFC/BD/20/11/25-C2330-12	18-02-2019	12	100	100	1	20/11/15	20/11/25	19/11/19	14087700	100
HDFC	HDFC/BD/20/11/20-C2331-10.5		10.5	100	100	2	20/11/15	20/11/20	19/05/19	20129900	100
HDFC	HDFC/BD/20/11/20-C2332		13.58	100	100	4	20/11/15	20/11/20	18/05/19	5782400	100
HNB	HNB/BC/31/03/2100E			20.900	20.900	0	25/05/07	31/03/21		5143445	100
HNB	HNB/BD/01/11/21-C2362-11.75		11.75	100	100	1	01/11/16	01/11/21	30/10/19	20000000	100
HNB	HNB/BD/01/11/23-C2361-13	18-02-2019	13	100	100	1	01/11/16	01/11/23	30/10/19	40000000	100
HNB	HNB/BD/28/03/21-C2346-11.25	22-03-2019	11.25	89.4	94	1	28/03/16	28/03/21	27/03/20	70000000	100
HNB	HNB/BC/31/07/22B16.75		16.75	100	100	1	01/08/07	31/07/22	29/06/19	7000000	100
HNB	HNB/BC/31/03/2400F			14.676	14.676	0	07/06/07	31/03/24		13628000	100
HNB	HNB/BC/04/09/21A11.5		11.5	100	100	2	05/09/11	04/09/21	28/06/19	20000000	100
HNB	HNB/BC/29/08/23A08	31-12-2014	8	70.131	82.2407	1	30/08/13	29/08/23	29/08/19	20000000	100
HNB	HNB/BD/14/12/19-C2274-7.75	08-12-2017	7.75	100	85	2	15/12/14	14/12/19	28/06/19	27572400	100
HNB	HNB/BD/14/12/24-C2275-8.33		8.33	100	100	2	15/12/14	14/12/24	28/06/19	840400	100
NAT. DEV. BANK	NDB/BD/24/06/20-C2308-0		0	63.814	63.8136	0	24/06/15	24/06/20		30000000	100
NAT. DEV. BANK	NDB/BC/19/12/25D14	08-01-2018	14	119.95	100.5	1	19/12/13	19/12/25	28/12/19	35904300	100
NAT. DEV. BANK	NDB/BC/19/12/23C13.9	26-05-2017	13.9	117.05	86	1	19/12/13	19/12/23	28/12/19	36379800	100
NAT. DEV. BANK	NDB/BD/24/06/20-C2309-9.4	21-05-2018	9.4	101.64	87	1	24/06/15	24/06/20	28/12/19	70000000	100
NATIONS TRUST	NTB/BD/08/11/21-C2363		11.25	100	100	2	08/11/16	08/11/21	05/05/19	24100	100
NATIONS TRUST	NTB/BD/08/11/21-C2364-12.8	29-03-2017	12.8	100	100	1	08/11/16	08/11/21	05/11/19	11117900	100
NATIONS TRUST	NTB/BD/20/04/23-C2402-12.65		12.65	100	100	2	20/04/18	20/04/23	18/04/19	22130000	100
NATIONS TRUST	NTB/BD/20/04/23-C2401-13		13	100	100	1	20/04/18	20/04/23	19/04/19	12870000	100
NATIONS TRUST	NTB/BD/08/11/21-C2365-12.65	22-02-2019	12.65	100	94.6	2	08/11/16	08/11/21	05/05/19	38858000	100
PAN ASIA	PABC/BD/29/09/19-C2312		12.8	100	100	2	29/09/15	29/09/19	27/09/19	8351812	100
PAN ASIA	PABC/BD/29/09/19-C2311-10	01-02-2019	10	100	94	2	29/09/15	29/09/19	27/09/19	18556741	100
PAN ASIA	PABC/BC/30/10/19B9.5233	21-05-2018	9.5233	100	100	2	30/10/14	30/10/19	26/04/19	10880000	100
PAN ASIA	PABC/BC/30/10/19A9.75	31-12-2014	9.75	99.937	100	1	30/10/14	30/10/19	26/10/19	19120000	100

நிசந்தி திதபி சாந்தித தித சாந்தித  
 திதசரி திதயார்துறைக கதக்தித அசைவுக்தி

Company Name	Code	Date	Coupon Rate	Tom (Rs.)	Spot (Rs.)	Coupon Frequency	Issued Date	Maturity Date	Next Int. Due Date	Quantity Issued	Par Value (Rs.)
சுதாந்தி தித	சாந்தித	தித	கூலிதாந்தி தித	சுதாந்தி தித	சுதாந்தி தித	கூலிதாந்தி தித	தித	தித	தித	தித	தித
கதப்தி தித	கூலிதாந்தி தித	தித	தித	தித	தித	தித	தித	தித	தித	தித	தித
SAMPATH	SAMP/BD/10/06/21-C2352-12.75	10-01-2019	12.75	99	100	1	10/06/16	10/06/21	08/06/19	59526500	100
SAMPATH	SAMP/BD/10/06/21-C2353	08-03-2019	11.01	97.5	100	2	10/06/16	10/06/21	07/06/19	473500	100
SAMPATH	SAMP/BD/21/12/22-C2389-12.5		12.5	100	100	2	21/12/17	21/12/22	19/06/19	60000000	100
SAMPATH	SAMP/BD/20/03/23-C2390-12.5	24-05-2018	12.5	101.64	100	2	20/03/18	20/03/23	18/09/19	75000000	100
SAMPATH	SAMP/BD/18/11/20-C2329		11.24	100	100	2	18/11/15	18/11/20	16/05/19	2587300	100
SAMPATH	SAMP/BD/18/11/20-C2328-9.9	17-10-2018	9.9	99.868	100	2	18/11/15	18/11/20	16/05/19	67412700	100
SAMPATH	SAMP/BD/14/12/19-C2273-8.1	07-03-2017	8.1	94.081	85	2	15/12/14	14/12/19	28/06/19	38234500	100
SAMPATH	SAMP/BD/14/12/19-C2271-8.25	15-02-2019	8.25	94.664	100	1	15/12/14	14/12/19	14/12/19	31765500	100
SAMPATH	SAMP/BD/28/02/24-C2415-13.9		13.9	100	100	1	28/02/19	28/02/24	27/02/20	70000000	100
SANASA DEV. BANK	SDB/BD/31/12/20-C2337-10		10	100	100	2	31/12/15	31/12/20	28/06/19	4026100	100
SANASA DEV. BANK	SDB/BD/31/12/20-C2339-10.3		10.3	100	100	2	31/12/15	31/12/20	28/06/19	5619500	100
SEYLAN BANK	SEYB/BD/22/12/19-C2279-8.35		8.35	100	100	2	23/12/14	22/12/19	21/06/19	300	100
SEYLAN BANK	SEYB/BD/29/03/28-C2397-13.5		13.5	100	100	2	29/03/18	29/03/28	27/09/19	16090000	100
SEYLAN BANK	SEYB/BD/15/07/23-C2354-13.75	18-02-2019	13.75	106.20	100	2	15/07/16	15/07/23	11/07/19	32722800	100
SEYLAN BANK	SEYB/BD/15/07/21-C2355-13	17-10-2018	13	100	100	2	15/07/16	15/07/21	11/07/19	17103200	100
SEYLAN BANK	SEYB/BD/29/03/25-C2396-13.2		13.2	100	100	2	29/03/18	29/03/25	27/09/19	7150000	100
SEYLAN BANK	SEYB/BD/29/03/23-C2395-12.85	09-04-2018	12.85	100.06	100	2	29/03/18	29/03/23	27/09/19	39100000	100
SEYLAN BANK	SEYB/BD/15/07/21-C2356		11.44	100	100	2	15/07/16	15/07/21	11/07/19	174000	100
SEYLAN BANK	SEYB/BD/22/12/19-C2278-8.6	07-01-2015	8.6	99.986	100	1	23/12/14	22/12/19	21/12/19	18665200	100
SEYLAN BANK	SEYB/BD/22/12/20-C2277-8.6	30-03-2015	8.6	94.310	100	2	23/12/14	22/12/20	21/06/19	25055200	100
SEYLAN BANK	SEYB/BD/22/12/20-C2280-8.75		8.75	100	100	1	23/12/14	22/12/20	21/12/19	3005200	100
<b>CAPITAL GOODS</b>											
ACCESS ENG SL	AEL/BD/18/11/20-C2324-10.25		10.25	100	100	2	18/11/15	18/11/20	16/05/19	49984100	100
ACCESS ENG SL	AEL/BD/17/11/23-C2325-10.95		10.95	100	100	2	18/11/15	17/11/23	16/05/19	5400	100
ACCESS ENG SL	AEL/BD/18/11/21-C2326-10.45		10.45	100	100	2	18/11/15	18/11/21	16/05/19	10300	100
ACCESS ENG SL	AEL/BD/18/11/22-C2327-10.72		10.72	100	100	2	18/11/15	18/11/22	16/05/19	200	100
HAYLEYS	HAYL/BD/06/03/20-C2297-7.85		7.85	100	100	2	06/03/15	06/03/20	05/09/19	15021300	100
HAYLEYS	HAYL/BD/31/07/23-C2407		13.2	100	100	2	31/07/18	31/07/23	29/07/19	10011000	100
HAYLEYS	HAYL/BD/31/05/19-C2349	16-11-2018	11.24	98.5	99	2	31/05/16	31/05/19	29/05/19	20000000	100
HAYLEYS	HAYL/BD/31/07/23-C2406-12.5		12.5	100	100	2	31/07/18	31/07/23	29/07/19	25257200	100
HEMAS HOLDINGS	HHL/BC/29/04/19A11	21-12-2018	11	102.17	99.5	2	29/04/14	29/04/19	28/03/19	10000000	100
RICHARD PIERIS	RICH/BC/16/05/19C11.25	01-02-2019	11.25	99	98.5	2	16/05/14	16/05/19	28/03/19	19250000	100
<b>DIVERSIFIED FINANCIALS</b>											
ALLIANCE	ALLI/BD/29/12/19-C2287-9.35		9.35	100	100	1	29/12/14	29/12/19	28/12/19	8000000	100



Daily Movements Corporate Debt on 29-03-2019

நிதிகளை உடனடி சான்றிதழ்கள் மூலம் வழங்குவதில்  
 தினசரி தனியார்துறைக் கட்டண்களின் அமைப்புகள்

Company Name	Code	Date	Coupon Rate	Tom (Rs.)	Spot (Rs.)	Coupon Frequency	Issued Date	Maturity Date	Next Int. Due Date	Quantity Issued	Par Value (Rs.)
சுமாதலே னல	சுலகேதல	தேதல	கூலேதலதல ஈலுசாதல	சுசுதேதல சுலுலுல	சுலுலதல சுலுலுல	கூலேதலதல லுலு லுலு	தலதல தலதல	தலதல தலதல	தலதல தலதல	தலதல தலதல	தலதல தலதல
கலுலு லுலு	கூலேதல	தலதல	வடதல வீதல	தலதல தலதல	தலதல தலதல	தலதல தலதல	தலதல தலதல	தலதல தலதல	தலதல தலதல	தலதல தலதல	தலதல தலதல
CDB	CDB/BD/03/06/21-C2351		11.49	100	100	2	03/06/16	03/06/21	31/05/19	16300	100
CDB	CDB/BD/27/03/23-C2391-14.2		14.2	100	100	1	28/03/18	27/03/23	26/03/20	9330100	100
CDB	CDB/BD/03/06/21-C2350-12.75	25-03-2019	12.75	100.42	92	2	03/06/16	03/06/21	31/05/19	9983700	100
CDB	CDB/BD/27/03/23-C2392-13.75	17-05-2018	13.75	99.956	100	2	28/03/18	27/03/23	26/09/19	10669900	100
CDB	CDB/BD/30/01/24-C2414-15.5		15.5	100	100	1	31/01/19	30/01/24	30/01/20	6685900	100
CDB	CDB/BD/30/01/24-C2413-15		15	100	100	2	31/01/19	30/01/24	30/07/19	2591800	100
CENTRAL FINANCE	CFIN/BD/01/06/20-C2302-9.52	11-08-2015	9.52	101.15	100	1	01/06/15	01/06/20	28/12/19	17500000	100
CENTRAL FINANCE	CFIN/BD/01/06/19-C2300-9		9	100	100	2	01/06/15	01/06/19	01/06/19	5000000	100
COMM LEASE & FIN	CLC/BD/21/07/20-C2310-9.75	29-03-2019	9.75	89.46	96.3352	1	21/07/15	21/07/20	28/12/19	50000000	100
COM.CREDIT	COCR/BD/10/12/20-C2335-10.4		10.4	100	100	2	10/12/15	10/12/20	07/06/19	17499900	100
COM.CREDIT	COCR/BD/01/06/20-C2299-10.5	23-05-2018	10.5	99	100	4	01/06/15	01/06/20	28/03/19	10000000	100
COM.CREDIT	COCR/BD/10/12/20-C2336		11.51	100	100	2	10/12/15	10/12/20	07/06/19	2500100	100
SOFTLOGIC FIN	CRL/BC/29/08/19A10	27-02-2019	10	100	100	4	29/08/14	29/08/19	28/03/19	9498700	100
SOFTLOGIC FIN	CRL/BC/29/08/19B7.69	06-06-2018	11.51	100	100	4	29/08/14	29/08/19	28/03/19	4501300	100
DUNAMIS CAPITAL	CSEC/BC/05/08/19A12.5	25-03-2019	12.5	99.874	99.8747	1	05/08/14	05/08/19	05/08/19	10000000	100
DUNAMIS CAPITAL	CSEC/BD/04/12/20-C2333-10.5	25-03-2019	10.5	96.994	96.6302	2	04/12/15	04/12/20	03/06/19	9989500	100
DUNAMIS CAPITAL	CSEC/BD/04/12/20-C2334		12	100	100	2	04/12/15	04/12/20	03/06/19	10500	100
LB FINANCE	LFIN/BD/11/12/22-C2387-12.75		12.75	100	100	2	11/12/17	11/12/22	10/06/19	10000000	100
LB FINANCE	LFIN/BD/11/12/22-C2388-13.25	14-12-2018	13.25	100	90	2	11/12/17	11/12/22	10/06/19	20000000	100
LOLC FINANCE	LOFC/BD/25/01/20-C2289-9.1		9.1	100	100	2	26/01/15	25/01/20	28/06/19	10300	100
LOLC FINANCE	LOFC/BD/25/01/20-C2290-9.25	29-03-2019	9.25	95.359	97.1877	1	26/01/15	25/01/20	28/12/19	47489100	100
LOLC FINANCE	LOFC/BD/25/01/20-C2291-9	29-03-2019	9	86.634	96.9655	4	26/01/15	25/01/20	28/03/19	2500600	100
LOLC FINANCE	LOFC/BD/31/07/23-C2408-14.75	27-03-2019	14.75	91.521	100	2	31/07/18	31/07/23	29/07/19	17937993	100
LOLC FINANCE	LOFC/BD/31/07/23-C2409-0		0	49.83	49.83	0	31/07/18	31/07/23		14172200	100
L O L C HOLDINGS	LOLC/BD/24/11/19-C2269-9	25-07-2018	9	93.604	91	4	24/11/14	24/11/19	28/03/19	50000000	100
L O L C HOLDINGS	LOLC/BD/30/07/22-C2385-13	19-12-2018	13	99.965	100	2	31/07/17	30/07/22	29/07/19	20000000	100
L O L C HOLDINGS	LOLC/BD/30/07/19-C2386-12.65		12.65	100	100	2	31/07/17	30/07/19	29/07/19	7500000	100
MERCHANT BANK	MBSL/BD/02/05/22-C2380		12.83	100	100	2	03/05/17	02/05/22	01/05/19	10100	100
MERCHANT BANK	MBSL/BD/02/05/22-C2382-15		15	100	100	1	03/05/17	02/05/22	01/05/19	8057600	100
MERCHANT BANK	MBSL/BD/02/05/22-C2381-14.5		14.5	100	100	2	03/05/17	02/05/22	01/05/19	11932300	100
MERCHANT BANK	MBSL/BD/12/11/19-C2267-8.75		8.75	100	100	2	13/11/14	12/11/19	28/06/19	10902300	100
MERCHANT BANK	MBSL/BD/12/11/19-C2266-9	22-06-2015	9	97.350	100	1	13/11/14	12/11/19	12/11/19	9097700	100
ORIENT FINANCE	ORIN/BD/26/12/19-C2283-9.05		9.05	100	100	2	26/12/14	26/12/19	24/06/19	10000000	100
PEOPLES LEASING	PLC/BD/16/11/20-C2374-12.25	04-05-2018	12.25	100	100	2	16/11/16	16/11/20	14/05/19	6593500	100

Daily Movements Corporate Debt on 29-03-2019

நிசந்தி திதபி சாந்தித துத சல்தித  
 திதசரி தனிதார்துதரக கதகனித அசசவுக

Company Name	Code	Date	Coupon Rate	Tom (Rs.)	Spot (Rs.)	Coupon Frequency	Issued Date	Maturity Date	Next Int. Due Date	Quantity Issued	Par Value (Rs.)
சுதாததே தத	சுததத	தித	கூலிதானி தததத	சுத சுத	சுத சுத	கூலிதானி தத தத	தத தித	தத தத	தத தத	தத தத	தத தத
கததனி தத	கூலிதத	திததி	தத தத	தத தத	தத தத	தத தத	தத தத	தத தத	தத தத	தத தத	தத தத
PEOPLES LEASING	PLC/BD/18/04/23-C2398-12.8		12.8	100	100	1	18/04/18	18/04/23	17/04/19	52954000	100
PEOPLES LEASING	PLC/BD/16/11/19-C2373-11.9	04-05-2018	11.9	100	100	2	16/11/16	16/11/19	14/05/19	5420400	100
PEOPLES LEASING	PLC/BD/18/04/22-C2399-12.4		12.4	100	100	1	18/04/18	18/04/22	17/04/19	7046000	100
PEOPLES LEASING	PLC/BD/16/11/21-C2375-12.6	02-01-2019	12.6	100	100	2	16/11/16	16/11/21	14/05/19	67986100	100
PEOPLES LEASING	PLC/BD/12/11/19-C2322-9.6		9.6	100	100	2	13/11/15	12/11/19	09/05/19	21757800	100
PEOPLES LEASING	PLC/BD/12/11/20-C2323-9.95		9.95	100	100	1	13/11/15	12/11/20	09/11/19	38242200	100
SENKADAGALA	SFCL/BD/09/11/20-C2370		11.74	100	100	2	10/11/16	09/11/20	08/05/19	622700	100
SENKADAGALA	SFCL/BD/09/11/19-C2372-13.25		13.25	100	100	2	10/11/16	09/11/19	08/05/19	1895100	100
SENKADAGALA	SFCL/BD/09/11/19-C2369		11.49	100	100	2	10/11/16	09/11/19	08/05/19	100	100
SENKADAGALA	SFCL/BD/09/11/20-C2368-13.75	15-02-2019	13.75	98.5	100	2	10/11/16	09/11/20	08/05/19	23509400	100
SINGER FINANCE	SFIN/BD/06/04/20-C2347-12	02-09-2016	12	100	100	2	06/04/16	06/04/20	05/04/19	5907000	100
SINGER FINANCE	SFIN/BD/06/04/19-C2348-11.5	02-01-2017	11.5	98.463	99.88	2	06/04/16	06/04/19	05/04/19	4093000	100
SINGER FINANCE	SFIN/BD/17/06/20-C2307-9.95		9.95	100	100	1	17/06/15	17/06/20	28/12/19	15000000	100
VALLIBEL FINANCE	VFIN/BD/31/03/20-C2298-10.25	08-02-2019	10.25	100	99.2805	2	31/03/15	31/03/20	28/03/19	10000000	100
<b>FOOD, BEVERAGE &amp; TOBACCO</b>											
KOTAGALA	KOTA/BC/26/05/21D15	01-03-2019	15	103.28	80	2	27/05/14	26/05/21	28/06/19	2500000	100
KOTAGALA	KOTA/BC/26/05/19B14.5	11-12-2018	14.5	102.67	100	2	27/05/14	26/05/19	26/05/19	2500000	100
KOTAGALA	KOTA/BC/26/05/20C14.75	01-03-2019	14.75	103.00	80	2	27/05/14	26/05/20	28/06/19	2500000	100
LION BREWERY	LION/BD/08/12/19-C2270		7.85	100	100	2	08/12/14	08/12/19	28/03/19	20000000	100
<b>HEALTH CARE EQUIPMENT &amp; SE</b>											
NAWALOKA	NHL/BC/30/09/23F14.45	18-02-2019	14.45	100	100	4	30/09/13	30/09/23	28/03/19	110600	100
NAWALOKA	NHL/BC/30/09/22E14.4		14.4	100	100	4	30/09/13	30/09/22	28/03/19	120000	100
NAWALOKA	NHL/BC/30/09/21D14.35		14.35	100	100	4	30/09/13	30/09/21	28/03/19	1645500	100
NAWALOKA	NHL/BC/30/09/19B14.15	16-11-2015	14.15	100	111.8039	4	30/09/13	30/09/19	28/03/19	2696000	100
<b>RETAILING</b>											
SINGER SRI LANKA	SINS/BD/28/09/21-C2412-12		12	100	100	2	28/09/18	28/09/21	27/09/19	6568000	100
<b>TELECOMMUNICATION SERVICE</b>											
SLT	SLTL/BD/19/04/28-C2400-12.75		12.75	100	100	1	19/04/18	19/04/28	18/04/19	20760000	100
SLT	SLTL/BD/19/04/28-C2403-12.75		12.75	100	100	2	19/04/18	19/04/28	17/04/19	49240000	100

DEFINITIONS AND NOTES / திர்வென ஹாஸ்டன் / வரைவிலக்கணம் மற்றும் குறிப்புகள்					
V.W.A. Volume Weighted Average	பு. வ. ஊ புறமுகம் மன வர வடிகு ஊமொழை	எ.நி.ச எண்ணிக்கை நிறையளிக்கப்பட்ட சராசரி	XD Excluding dividend	லாஹை வர்	பங்கிலாபம் தவிரந்த
XC Excluding scrip issue	கொட்கை கிஷுவ வர்	முதலாக்கல் தவிரந்த	XR Excluding rights	கிஷை வர்	உரிமைப்பங்கு தவிரந்த
DPS Dividends Per Share	கொட்கை லாஹை	பங்கொன்றிற்கான பங்கிலாபம்	EPS Earnings Per Share	கொட்கை ஓபுடி	பங்கொன்றிற்கான உழைப்பு
BV Book Value	பொன் வரினாகை	விலை - புத்தக பெறுமதி	PP Partly Paid	கொட்கை வெவ லடி	பகுதிவாரியாக செலுத்தப்பட்டது
RM Remarks	ஊஸன்	குறிப்புகள்	DY Dividend Yield	லாஹை வ்லடி	பங்கிலாப விலைவு
PER Price Earnings Ratio	மீல ஓபுடி டினூபாழை	விலை உழைப்பு விகிதம்	PBV Price to Book Value	பொன் வரினாகை மீல	விலை - புத்தக பெறுமதி
TF Tax Free	வடிவிலை கிடிபை	வரி விலக்களிக்கப்பட்டது	Prem Premium	டிமீல	தவணைக்கட்டணம்
RCAPF Redeemable Cumulative Class 'A' Preference Stock	கிடிபை கரணை வகி ஊலிலிவ A புனியே வரகியை கொழை	உயர் தர தெரிவை கொண்ட மீட்பு தெரிவுடைய மொத்த பங்குகள்	W Warrants	வலபபு	பங்குஆணைப்பத்திரம்
X Non-Voting Shares	கிடிபை கொட்கை	வாக்குரிமைபற்ற பங்குகள்	RSD Redeemable Secured Debentures	கிடிபை கரணை வகி ஊயகை	மீட்கத்தகு பாதுகாப்பான தொகுதிக்கடன்கள்
URD Unsecured Redeemable Debentures	வகை வரின ஊயகை	பாதுகாப்பற்ற மீட்கத்தகு தொகுதிக்கடன்கள்	USRD Unsecured Subordinated Redeemable Debentures	வகை வரின டினூபாழை கிடிபை கரணை வகி ஊயகை	பாதுகாப்பற்ற கீழ்விலை மீட்கத்தகு தொகுதிக்கடன்கள்
GRD Guaranteed Redeemable Debentures	வகை வரின கிடிபை கரணை வகி ஊயகை	உத்தரவாதமளிக்கப்பட்ட தொகுதிக்கடன்கள்	CGRD Capital Guaranteed Redeemable Debentures	புரண்டிவ ஊயகை கரணை லடி கிடிபை கரணை வகி ஊயகை	முலதனம் உத்தரவாதமளிக்கப்பட்ட தொகுதிக்கடன்கள்
RCCPS Redeemable Cumulative Convertible Preference Shares	கிடிபை கரணை வகி ஊலிலிவ பரிவரினவ கல வகி வரகியை கொழை	மீட்கத்தகு ஒன்றுதிரட்டிய மாற்றத்தகு முதன்மை பங்குகள்	DS Dealings Suspended	டினூபுடி மீல டினூபுடி லடி	கொடுக்கல் வாங்கல்கள் இடைநிறுத்தப்பட்டுள்ளன
TS Trading Suspended	வெலடி கடிபுடி டினூபுடி லடி	வியாபாரம் - இடைநிறுத்தப்பட்டுள்ளது	TH Trading Halted	டினூபுடி கிஷை வைகைகை டினூபுடி லடி	வியாபாரம் நிறுத்தப்பட்டுள்ளது
ANNA Annual Report	வார்டை வார்டை	வருடாந்த கணக்கறிக்கை	MAIN BOARD	புரிவ புவர்வ	பிரதான பலகை
DIRI SAVI BOARD	டிரி சவி புவர்வ	திரி சவி பலகை	DEFAULT BOARD	கடிபை புவர்வ	மீழுவோர் பட்டியல் பலகை
BANKS FINANCE AND INSURANCE	வாங்கு மூலம் வாங்கு	வாங்கு, நிதி மற்றும் காப்புறுதி	BEVERAGE FOOD AND TOBACCO	டினூபுடி, மீல டினூபுடி	உணவு, குடிபானம் மற்றும் புகையிலை
CHEMICALS AND PHARMACEUTICALS	வரினவ லுவம் வாங்கு	இரசாயனப் பொருட்களும், மருந்து வகையும்	CLOSED END FUNDS	டினூபுடி டினூபுடி	முடிய நிதியங்கள்
CONSTRUCTION AND ENGINEERING	டினூபுடி டினூபுடி	கட்டிடநிர்மாணம் மற்றும் பொறியியல் துறை	DIVERSIFIED HOLDINGS	வரினவ கொழை	பன்முகப்படுத்தப்பட்ட வியாபாரத் துறைகள்
FOOTWEAR AND TEXTILES	பாவணம் கிஷை	பாதணி மற்றும் துணிவகைகள்	HEALTH CARE	டினூபுடி	குகாதார பராமரிப்பு
HOTELS AND TRAVELS	டினூபுடி கொழை	ஹோட்டல் மற்றும் பிரயாணம்	INFORMATION TECHNOLOGY	டினூபுடி கொழை	தகவல் தொழில்நுட்பம்
INVESTMENT TRUSTS	டினூபுடி கொழை	முதலீடு நம்பிக்கைப் பொறுப்புக்கள்	LAND AND PROPERTY	டினூபுடி கொழை	காணியும், ஆதனங்கள்
MANUFACTURING	கிஷை	உற்பத்திகள்	MOTORS	டினூபுடி	மோட்டார்
OIL PALMS	கிஷை	டினூபுடி	PLANTATIONS	டினூபுடி	பெருந்தோட்டத்துறை
POWER AND ENERGY	டினூபுடி கொழை	மின் மற்றும் வலு	SERVICES	டினூபுடி	சேவைகள்
STORES AND SUPPLIES	டினூபுடி கொழை	கொடுப்பிடுத்தல் மற்றும் வழங்கல்கள்	TELECOMMUNICATIONS	டினூபுடி கொழை	தொலைத் தொடர்புத்துறை
TRADING	டினூபுடி	வியாபாரம்	(+) - December Companies	டினூபுடி கொழை	(+) - டிசம்பர் கம்பனிகள்

**DEFINITIONS AND NOTES / නිර්වචන හා සටහන් / வரைவிலக்கணம் மற்றும் குறிப்புகள்**

<p><b>Members &amp; Trading Members:</b> Eligible to trade securities through Automated Trading System (ATS) and Debt Trading System (DEX), and have participant status into the Central Depository System (CDS).</p>	<p>සාමාජිකයින් හා ගනුදෙනුකරන සාමාජිකයින් : ස්වයංක්‍රීය ගනුදෙනු පද්ධතිය හා ණය ගනුදෙනු පද්ධතිය ඔස්සේ සුරැකුම්පත් ගනුදෙනු කිරීමට හැකියාව ඇති මධ්‍යම තැන්පතු ක්‍රමය සාමාජික තත්වයට හිමිකම් කියන සාමාජිකයින්.</p>	<p><b>அங்கத்துவர்கள் மற்றும் வியாபார அங்கத்துவர்கள் :</b> தன்னியக்க வியாபார முறைமை மற்றும் கடன் பிணையங்கள் வியாபார முறைமைகளில் வியாபாரம் செய்யக் கூடிய அதிகாரத்தினைக் கொண்டிருப்பதுடன், மத்திய வைப்புத்திட்டத்தில் பங்குபற்றல் அனுமதியையும் கொண்ட பங்குத்தரகர் அமைப்புக்கள்</p>
<p><b>Entitlement Date:</b> Shareholder is not entitled to this dividend/rights/bonus issue beyond this date.</p>	<p>නම් කරන ලද දිනය : මෙම දිනයෙන් ඔබට කොටස් හිමියන්ට මෙම ලාභාංශ/හිමිකම්/පාරිතෝෂික සඳහා හිමිකම් කිව නොහැක.</p>	<p>உரித்தாக்கல் திகதி: இத்திகதிக்கு அப்பால் வழங்கப்படும் பங்கிலாபம்/முதலாக்கல் செயலொழுங்கு/உரிமைவழங்கல் போன்றவற்றுக்கு உரிமைகள் இல்லை</p>
<p><b>All Share Price Index</b> = Price movement of all listed securities. (Base year - 1985).</p>	<p>සියලු කොටස් මිල දර්ශකය - සියලු ලැයිස්තුගත ඡන්ද බලය හිමි සාමාන්‍ය කොටස් සඳහා මිල සංවලනය. (පදනම් වන වසර - 1985)</p>	<p>அனைத்து பங்கு விலைச் சுட்டி பட்டியல் படுத்தப்பட்ட அனைத்து பங்குகளினதும் விலையசைவுகளின் சராசரி (அடியாண்டு - 1985)</p>
<p><b>S&amp;P Sri Lanka 20 Index</b> = Price movement of a basket of 20 Securities (Based- 17th December 2004)</p>	<p>S&amp;P ශ්‍රී ලංකා 20 මිල දර්ශකය - සුරැකුම්පත් 20 ක සමූහයක් සඳහා මිල සංවලනය (පදනම - 2004 දෙසැම්බර් 17)</p>	<p>S&amp;P ஸ்ரீலங்கா 20 விலைச்சுட்டி - தெரிவு செய்யப்பட்ட 20 பங்குகளின் விலையசைவுகளின் சராசரி (டிசம்பர் 17, 2004க்கு அமைவாக)</p>

**DISCLAIMER**

This publication is intended to assist investors and others and reasonable care is taken to ensure that the information contained is current and accurate. Although the information contained in this publication has been compiled with great care, the CSE does not accept any liability for any errors, omissions or other inaccuracies or the consequences thereof and nothing in this publication may be construed as creating any right or obligation.

**ව්‍යවහාර වගකීම**

ආයෝජකයින් හා අනෙකුත් අය හට කොටස් වෙළෙඳපොළ පිළිබඳව අවබෝධය ලබාදීමට අපේක්ෂිත මෙම ප්‍රකාශනයෙහි සඳහන් සියලු කරුණු හා තොරතුරුවල නත්කාලීන බව හා නිරවද්‍ය බව තහවුරු කිරීම සඳහා ඉතා සැලකිල්ලෙන් සම්පාදනය කෙරී ඇත. එය එසේ වුවද මෙහි සඳහන් කරුණක් අරභයා ඇති වරදක් අඩුපාඩුවක් හෝ ප්‍රමාද දෝෂයක් හෝ ඒ නිසා ඇති විය හැකි ප්‍රතිඵල පිළිබඳව වගකීම බාර ගැනීමට කොළඹ ව්‍යාපාර වස්තු හුවමාරුව බැඳී නොසිටින අතර මෙහි සඳහන් කිසිදු කරුණක් අයිතියක් හෝ බැඳීමක් ලෙස සැලකිය නොහැකි වේ.

**உரிமைத்தரப்பு**

இந்த வெளியீடானது, முதலீட்டாளர்களுக்கும், ஏனையவர்களுக்கும் உதவியளிக்கும் வகையில், உள்ளடக்கப்படும் அனைத்து விடயங்களும், மிகப்பிந்திய மற்றும் துல்லியமான விபரங்களை உள்ளடக்கியதாக வெளிவருகிறது. இந்த ஆவணம், அதிக கவனத்துடன் தயாரிக்கப்படுகின்ற போதிலும், ஏற்படும் எந்த தவறுகள், விடுபடுதல்கள் அல்லது இதர மாற்றங்கள் அல்லது அவற்றின் மூலம் ஏற்படும் விளைவுகளுக்கு கொழும்பு பங்குப்பரிவர்த்தனை பொறுப்பேற்க மாட்டாது. இந்த பிரசுரத்தில் வெளியிடப்படும் எந்தவிடயமும் உரிமையானதாகவோ, கடப்பாடாக கொள்ளப்படக்கூடாது.



<p><b>Level 04, West Block, World Trade Centre, Echelon Square, Colombo 01, Sri Lanka.</b> Tel: 2356456, 2446581, Fax: 2445279 E Mail: <a href="mailto:info@cse.lk">info@cse.lk</a>, Website: <a href="http://www.cse.lk">www.cse.lk</a></p>	<p>04-01 බටහිර කොටස ලෝක වෙළෙඳ මධ්‍යස්ථානය එච්එන් වතුරුය කොළඹ 01 ශ්‍රී ලංකාව දුරකථන: 2356456, 2446581 ෆැක්ස්: 2445279 ඊමේල්: <a href="mailto:info@cse.lk">info@cse.lk</a>, වෙබ් අඩවිය: <a href="http://www.cse.lk">www.cse.lk</a></p>	<p>04 ஆம் மாடி, மேற்கு தொகுதி, உலக வர்த்தக மையம், எச்சிலன் சதுக்கம், கொழும்பு 01. ஸ்ரீலங்கா. தொ. 2356456, 2446581. பெக்ஸ்: 2445279 ஈமெயில்: <a href="mailto:info@cse.lk">info@cse.lk</a>. இணையத்தளம்: <a href="http://www.cse.lk">www.cse.lk</a>.</p>
<p><b>BRANCHES / (බව) / கிளைகள்</b></p>		
<p><b>MATARA BRANCH</b> 1st Floor, E.H. Cooray Tower, No.24, Anagarika Dharmapala Mawatha, Matara. Tel: 041-2220094, 95 Fax: 041-4390546</p>	<p><b>මතර බව</b> 01 වන මහල, ඊ එච් කූරේ කුමාර නො. 24, අනාරික ධර්මපාල මාවත, මතර. දුරකථන : 041- 2220094, 95 ෆැක්ස් : 041 - 4390546</p>	<p><b>மாத்தறைக் கிளை</b> 1 ஆம் மாடி, நா.ர் குரே கோபுரம், இல. 24, அனகாரிக தர்மபால மாவத்தை, மாத்தறை. தொலைபேசி: 041-2220094, 95 தொலைநகல்: 041-4390546</p>
<p><b>KANDY BRANCH</b> "Ceybank House", 88 Dalada Veediya, Kandy. Tel: 081-4474407, 09 Fax: 081-4474475</p>	<p><b>මහුව බව</b> සී වෑන්ක හවුස්, 88, දළදා වීදිය, මහුවර දුරකථන : 081 = 4474407, 09 ෆැක්ස් : 081 = 4474475</p>	<p><b>கண்டி கிளை:</b> சீபாங்க இல்லம், 88, தலதா வீதி, கண்டி. தொ. 081-4474407, 09 பெக்ஸ்: 081-4474475.</p>
<p><b>KURUNEGALA BRANCH</b> 1st Floor, Union Assurance Building, 6, Rajapihilla Mawatha, Kurunegala. Tel: 037-4691802, 04 Fax: 037-4691803</p>	<p><b>කුරුණෑගල බව</b> පළමු මහල, යුනියන් ඇෂුරන්ස් හෙඩ්කාර්ටර්ස්, 6, රාජපිහිල්ල මාවත, කුරුණෑගල දුරකථන : 037 = 4691802, 04 ෆැක්ස් : 037 = 4691803</p>	<p><b>குருநாகல் கிளை:</b> முதலாம் மாடி, யூனியன் அசூரன்ஸ் கட்டிடம், 6, ராஜபிஹில் வீதி, குருநாகல். தொ. 037- தொ. 037-4691802, 04. பெக்ஸ்: 037-4691803.</p>
<p><b>NEGOMBO BRANCH</b> 72A, 2/1, Old Chilaw Road, Negombo Tel: 031-2227859, 61 Fax: 031-2227860</p>	<p><b>නීගමුව බව</b> 72එ, 2/1, පරණ හලවත පාර, නීගමුව දුරකථන : 031 = 2227859, 61 ෆැක්ස් : 031 = 2227860</p>	<p><b>நீர்கொழும்பு கிளை:</b> 72 A 2/1, பழைய சிலாபம் வீதி, நீர்கொழும்பு. தொ. 031-2227859, 61. பெக்ஸ்: 031-2227860.</p>
<p><b>JAFFNA BRANCH</b> No. 147-2/3, KKS Road, Jaffna. Tel: 021-2221455, 5672444 Fax: 021-2221466</p>	<p><b>කපුතල බව</b> අංක 147-2/3, කේ කේ එස් පාර, කපුතල දුරකථන : 021 = 2221455, 5672444 ෆැක්ස් : 021 = 2221466</p>	<p><b>யாழ்ப்பாண கிளை:</b> இல. 147-2/3, KKS வீதி, யாழ்ப்பாணம். தொ. 021-2221455, 5672444 பெக்ஸ்: 021-2221466.</p>
<p><b>ANURADHAPURA BRANCH</b> 2nd Floor, 488/8/2, Town Hall Place, Maithripala Senanayake Mw, Anuradhapura. Tel: 025-2235244 Fax: 025 2235233</p>	<p><b>අනුරාධපුර බව</b> දෙවන මහල, 488/8/2, නගර ශාල පෙදෙස, මෙහිමාව ස්නානායක මාවත, අනුරාධපුර දුරකථන : 025-2235244 ෆැක්ස් : 025-2235233</p>	<p><b>அநுராதபுர கிளை</b> 2 ஆம் மாடி, 488/8/2, நகர மண்டப பிரதேசம், மைத்திரிபால சேனாநாயக்க மாவத்தை, அநுராதபுரம். தொலைபேசி: 025-2235244 பெக்ஸ்: 025-2235233</p>
<p><b>AMBALANTOTA BRANCH</b> 52, Hambantota Road, Ambalantota. Tel: 047-2225462 / 047-2225464 Fax: 047-2225463</p>	<p><b>අම්බලන්තොට බව</b> අංක 52 හම්බන්තොට පාර අම්බලන්තොට දුරකථන - 047-2225462 047-2225463 ෆැක්ස් - 047-2225464</p>	<p><b>அம்பலாந்தோட்டை கிளை</b> 52, ஹம்பாந்தோட்டை வீதி. <b>அம்பலாந்தோட்டை</b> தொ:பே.047-2225462;.0472225463 தொநகல்.047-2225464</p>
<p><b>RATNAPURA BRANCH</b> First Floor, No.131, Colombo Road Ratnapura. Tel: 045-2232388, 99 Fax : 045-2232388</p>	<p><b>රත්නපුර බව</b> පළමුවන මහල, 131, කොළඹ පාර, රත්නපුර දුරකථන : 045-2232388, 99 ෆැක්ස් : 045-2232388</p>	<p><b>இரத்தினபுரி கிளை</b> முதலாம் மாடி, இல. 131, கொழும்பு வீதி, இரத்தினபுரி. தொலைபேசி:045 2232388, 99 பெக்ஸ்:045 2232388</p>