

EQUITY MARKET / කොටස් වෙළෙඳපොළ / පාங்கුச்சந்தை

PRICE INDICES

මිල දර්ශකයන්
විකල්ප සඳහා

This Week
මෙම සතිය තුළ
இந்த வாரம்

Prv. Week
පසුගිය සතිය තුළ
கடந்த வாரம்

All Share Index **5,621.36**

5,557.24

සියලු කොටස් මිල දර්ශකය
அனைத்து பங்கு விலைச்சட்டி

S&P SL 20 Index **2742.47**

2738.95

S&P ශ්‍රී ලංකා 20 මිල දර්ශකය
S&P ஸ்ரீலங்கா 20 விலைச்சட்டி

EQUITY DETAILS

කොටස් පිළිබඳ දත්ත
உரிமைப்பங்கு விபரங்கள்

This Week
මෙම සතිය තුළ
இந்த வாரம்

Prv. Week
පසුගිය සතිය තුළ
கடந்த வாரம்

VALUE OF TURNOVER (Rs.) **2,081,114,651**

1,529,300,371

පිරිවැටුමේ වටිනාකම
புரள்வின் பெறுமதி

Domestic Purchases **806,931,772**

908,825,766

දේශීය මිලදී ගැනීම්
உள்நாட்டு கொள்வனவுகள்

Domestic Sales **1,123,389,121**

814,210,168

දේශීය විකිණීම්
உள்நாட்டு விற்பனைகள்

Foreign Purchases **1,274,182,879**

620,474,605

විදේශීය මිලදී ගැනීම්
வெளிநாட்டு கொள்வனவுகள்

Foreign Sales **957,725,529**

715,090,203

විදේශීය විකිණීම්
வெளிநாட்டு விற்பனைகள்

VOLUME OF TURNOVER (No.) **41,708,098**

48,628,605

පිරිවැටුමේ ප්‍රමාණය
புரள்வின் அளவு

Domestic **31,026,752**

39,072,772

දේශීය
உள்நாட்டு

Foreign **10,681,290**

9,555,833

විදේශීය
வெளிநாட்டு

TRADES (No.) **14,265**

14,830

ගනුදෙනු සංඛ්‍යාව
வியாபாரம்

Domestic **13,559**

14,129

දේශීය
உள்நாட்டு

Foreign **706**

701

විදේශීය
வெளிநாட்டு

Listed Companies (No.) **297**

297

ලැයිස්තුවේ සමාගම් සංඛ්‍යාව
பட்டியல் படுத்தப்பட்ட கம்பனிகள்

Traded Companies (No.) **254**

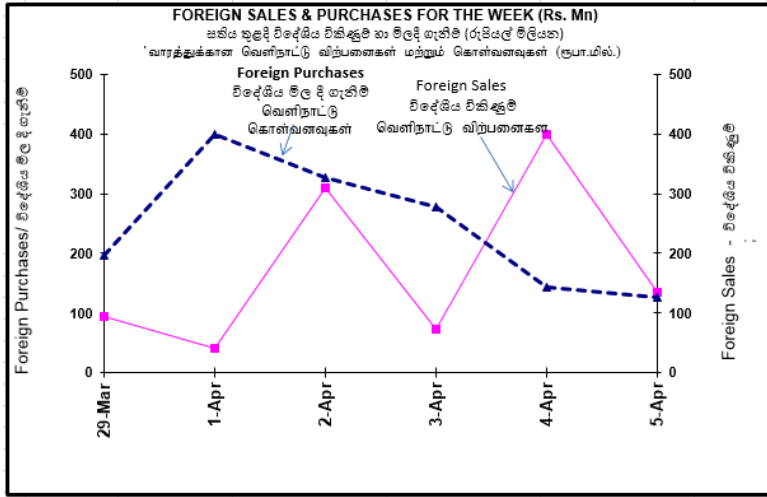
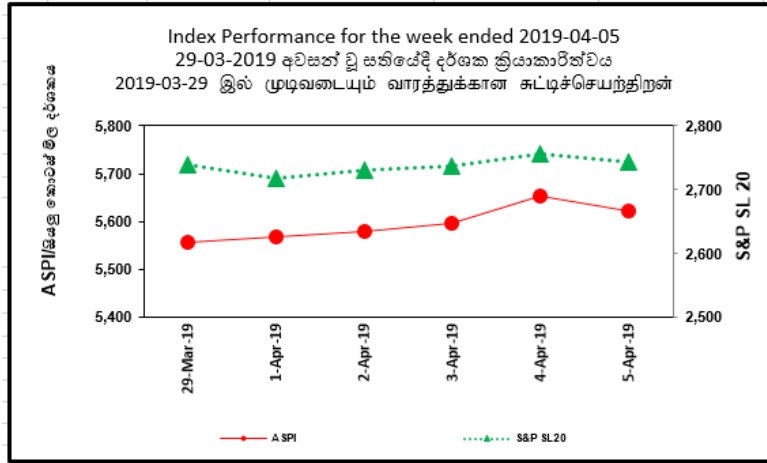
254

ගනුදෙනු කළ සමාගම් සංඛ්‍යාව
வியாபாரம் நிறைவுற்ற கம்பனிகள்

Market Days **5**

5

වෙළෙඳපොළ දින
சந்தை நாட்கள்



EQUITY DETAILS

கோடுகள் பிழிவதில் உள்ள உட்கிராமப்பங்கு விபரங்கள்

This Week
மேல சந்திர வாரம்

Prv. Week
பின்ன சந்திர வாரம்

TOTAL TURNOVER (Rs.) / மொத்தப் புரள்வு

This Week
மேல சந்திர வாரம்

Prv. Week
பின்ன சந்திர வாரம்

PER மேல சந்திர வாரம்	8.83	8.72
PBV மேல சந்திர வாரம்	1.11	1.10
DY மேல சந்திர வாரம்	3.52	3.56
Market Capitalization (Rs.) மேல சந்திர வாரம்	2,637,535,504,930	2,605,899,362,450

Equity	2,081,114,651	1,529,300,371
Closed End Funds	7,161	40,772
Corporate Debt	996,834	1,541,576,921
Government Debt	0	0

CLOSED END FUND DETAILS / மூடிய நிதியங்களின் விபரங்கள்

Volume of Turnover (No.)	1,160	5,102
Trades (No.)	13	3
Funds Traded (No.)	1	2

TOP 5 GAINERS / ஓசை மீட்குதல் மீட்குதல் மீட்குதல் மீட்குதல் மீட்குதல்

Company	VWA Week Close (Rs.)	VWA Prv. Week Close (Rs.)	Change (Rs.)	Change %	High (Rs.)	Low (Rs.)	No of Shares	Turnover (Rs.)	No of Trades
சுமரம்	சு. வ. சா சந்திர வாரம்	சு. வ. சா சந்திர வாரம்	வெள்ளை	வெள்ளை %	உயர்வு	குறைவு	கோடுகள்	புரள்வு	விபரங்கள்
HUNAS FALLS	219.80	180.00	39.80	22.11	225.00	183.00	2,968	620,675.90	70
MORISONS [X]	500.00	424.50	75.50	17.79	500.10	480.00	616	305,485.70	28
BERUWALA RESORTS	.70	.60	0.10	16.67	.70	.50	57,993	32,474.10	31
PALM GARDEN HOTEL	21.50	18.50	3.00	16.22	22.70	16.50	3,811	76,836.40	21
HARISCHANDRA	1,607.00	1,388.90	218.10	15.70	1,687.00	1,411.00	418	649,874.40	19

TOP 5 LOSERS / மீட்குதல் மீட்குதல் மீட்குதல் மீட்குதல் மீட்குதல்

Company	VWA Week Close (Rs.)	VWA Prv. Week Close (Rs.)	Change (Rs.)	Change %	High (Rs.)	Low (Rs.)	No of Shares	Turnover (Rs.)	No of Trades
சுமரம்	சு. வ. சா சந்திர வாரம்	சு. வ. சா சந்திர வாரம்	வெள்ளை	வெள்ளை %	உயர்வு	குறைவு	கோடுகள்	புரள்வு	விபரங்கள்
BLUE DIAMONDS [X]	.20	.30	(0.10)	(33.33)	.30	.20	377,209	75,494.10	44
KOTMALE HOLDINGS	182.10	230.00	(47.90)	(20.83)	187.50	182.10	238	43,631.00	8
SATHOSA MOTORS	366.20	457.90	(91.70)	(20.03)	449.00	319.90	714	282,049.10	20
OFFICE EQUIPMENT	61.70	70.00	(8.30)	(11.86)	68.50	60.00	400	24,359.00	9
ASIA ASSET	7.60	8.40	(0.80)	(9.52)	8.30	7.60	42,699	327,799.90	69

INDICES COMPARISON FOR THE YEAR / ஆண்டுக்கான சுட்டிகளின் ஒப்பீடு

	Today	Year Open	Year Highest	Year Lowest	Year Change %
ASI	5,621.36	6,052.37	6,067.66	5,511.77	(7.12)
S&P SL 20	2,742.47	3,135.18	3,111.07	2,701.87	-12.53




RIGHTS ISSUES / சிஹிஹி சிஹிஹி / உரிஹிஹி ஹிஹிஹி

COMPANY ஹிஹிஹி ஹிஹிஹி	PROPORTION ஹிஹிஹிஹிஹி ஹிஹிஹிஹிஹி	EGM / PROV. ALLOTMENT ஹிஹிஹிஹிஹிஹி ஹிஹிஹிஹிஹிஹி ஹிஹிஹிஹிஹிஹி ஹிஹிஹிஹிஹிஹி ஹிஹிஹிஹிஹிஹி	XR DATE ஹிஹிஹி ஹிஹிஹி	DESPATCH OF PROV. LETTER OF ALLOTMENT ஹிஹிஹிஹிஹி ஹிஹிஹிஹிஹிஹி ஹிஹிஹிஹிஹிஹி ஹிஹிஹிஹிஹிஹி ஹிஹிஹிஹிஹிஹி ஹிஹிஹிஹிஹிஹி ஹிஹிஹிஹிஹிஹி	TRADING OF RIGHTS COMMENCES ON ஹிஹிஹிஹிஹிஹி ஹிஹிஹிஹிஹிஹிஹி ஹிஹிஹிஹிஹிஹிஹி ஹிஹிஹிஹிஹிஹிஹி ஹிஹிஹிஹிஹிஹிஹி ஹிஹிஹிஹிஹிஹிஹி ஹிஹிஹிஹிஹிஹிஹி	RENUNCIATION ஹிஹிஹிஹிஹிஹி ஹிஹிஹிஹிஹிஹிஹி	LAST DATE OF ACCEPTANCE & PAYMENT ஹிஹிஹிஹிஹிஹிஹி ஹிஹிஹிஹிஹிஹிஹி ஹிஹிஹிஹிஹிஹிஹி ஹிஹிஹிஹிஹிஹிஹி ஹிஹிஹிஹிஹிஹிஹி ஹிஹிஹிஹிஹிஹிஹி ஹிஹிஹிஹிஹிஹிஹி
Asia Asset Finance PLC	Tranche 2- Two (02) new voting shares for Ten (10) shares.	31-01-2019/02-04-2019	03-04-2019	08-04-2019	12-04-2019	23-04-2019	24-04-2019
(Issue Price Rs. 10.00 for the purpose of strengthening the tier 1 capital base of the Company in keeping with company's expansion and maintaining the new capital adequacy requirements as stipulated by the Central Bank of Sri Lanka and to support the working capital requirements of the new Branch Operations which will be opened on a staggered basis.							
Dialog Finance PLC	Thirty Two (32) new ordinary shares for every One Hundred and Twenty One (121) existing ordinary shares.	15-03-2019	18-03-2019	25-03-2019	29-03-2019	05-04-2019	08-04-2019
(Issue Price Rs. 40/- the objective of this is to increase the core capital in compliance with the Finance Business Act(Minimum Core Capital) No. 02 of 2017 issued by the Central Bank of Sri Lanka.)							
DFCC Bank PLC	Two (2) shares for every Five (5) shares held	28-03-2019	29-03-2019	04-04-2019	10-04-2019	18-04-2019	22-04-2019
Issue Price Rs.72/- per share,The objective of the issue is to increase the Tier 1 capital of the bank in order to accommodate and support the Bank's future business expansion plans.							
People's Merchant Finance PLC	Three (03) new ordinary voting shares for every Two (02) ordinary voting shares	04-04-2019	05-04-2019	10-04-2019	17-04-2019	25-04-2019	26-04-2019
(Issue Price Rs. 9.50/- per share for further details please visit https://cdn.cse.lk/cmt/upload_cse_announcements/4261546932704 .pdf)							
Hikkaduwa Beach Resorts PLC	Two (02) new Ordinary Shares for every Five (05) Ordinary Shares.	08-04-2019	09-04-2019	16-04-2019	23-04-2019	30-04-2019	02-05-2019
Issue Price Rs. 3.90 per share For Further details please visit https://cdn.cse.lk/cmt/upload_cse_announcements/6831542603480 .pdf							
Waskaduwa Beach Resorts PLC	Nine (09) new Ordinary Shares for every Five (05) Ordinary Shares.	08-04-2019	09-04-2019	16-04-2019	23-04-2019	30-04-2019	02-05-2019
Issue Price Rs. 2.40 per share For Further details please visit https://cdn.cse.lk/cmt/upload_cse_announcements/6311542603504 .pdf							
Citrus Leisure PLC	Nine (09) new Ordinary Shares for every Five (05) Ordinary Shares	08-04-2019	09-04-2019	16-04-2019	23-04-2019	30-04-2019	02-05-2019
Issue Price Rs. 5/- per share For Further details please visit https://cdn.cse.lk/cmt/upload_cse_announcements/7421542603522 .pdf							

RIGHTS ISSUES / சிமீகම් சிகுதுவு / உரிமை வழங்கல்

COMPANY சமாளம் கம்பனி	PROPORTION சமாளுசாதய விகிதாசாரம்	EGM / PROV. ALLOTMENT லிசேச மலா சலா டீசலிம/கலா ச டெடா டீம விகிசுட புலாதுக்கூட்ட ம்	XR DATE டினய திக்கதி	DESPATCH OF PROV. LETTER OF ALLOTMENT கலாசல் லலாடீம லிசேச சிகுது கிரிம ஒதுக்கலுக்கா ள கடிதம் அலுப்புதல்	TRADING OF RIGHTS COMMENCES ON சிமீகම් சிகுதுவு லுலுடேலுலிம காலம லலா டினய பங்குஉரிமைக ள் வர்த்தக ஆரம்பத்திக்கதி	RENUNCIATION புலிகசேசய புலுப்புளரித்த ல	LAST DATE OF ACCEPTANCE & PAYMENT லிசுலுசுலிம சலா லலிம சடலா சுலசலன் டினய கலாடுபலலவு மற்றும் அலுமதிக்கப்பு ம் றுதித்திக்கதி.
Anilana Hotels & Properties PLC	Tranche 1- One (01) new ordinary shares for Eleven (11) ordinary shares shares.	22-04-2019	23-04-2019	22-04-2019	26-04-2019	06-05-2019	07-05-2019
	Tranche 2- One (01) new ordinary shares for Twelve (12) ordinary shares shares.	21-05-2019	22-05-2019	21-05-2019	27-05-2019	03-06-2019	04-06-2019
(Issue Price Rs. 2/- per share the proceeds of the issue are to be utilized for the purpose to meet the Operational requirements of the Company.)							
Agalawatte Plantations PLC	Twenty One (21) new ordinary Voting Shares for every Four (04) ordinary Voting Shares.	Dates to be Notified					
Issue Price Rs. 15.30 the purpose for which the proceeds are utilised: to part settle related party borrowings amounting to LKR 2008125000.00 obtained during the period from April 2017 to December 2017 for the purposes of settling AGAL's out standing bank borrowings statutory dues and funding working capital requirements existed during the period in concern.							
Blue Diamonds Jewellery Worldwide PLC	One (01) New Ordinary Voting share for every Four (04) Ordinary Voting & Non-Voting shares.	Dates to be Notified					
Issue Price Rs. 01/= For Further details please visit https://cdn.cse.lk/cmt/upload_cse_announcements/1481519786206 .pdf							
Pelwatte Sugar Industries PLC	01 for 04	* The company informed that the Rights Issue would be delayed until the outcome of the proposed Act with regard to the acquisition of its land by the State is known.					
(Issue Price: Rs 18/= To raise capital considering that the net assets of the company is less than half of its stated capital.)							
Adam Capital PLC	02 for 01	Dates to be Notified					
(Issue Price Rs. 1.50 the company seeks to utilize the proceeds of the said issue as investment into its subsidiaries in order of priority to enhance the working capital of such subsidiaries.)							
Adam Investments PLC	01 for 01	Dates to be Notified					
(Issue Price Rs. 1.00 the company seeks to utilize the proceeds of the said issue as an investment into Adam Capital PLC Adam Apparel (Pvt) Ltd Network communications (Pvt) Ltd in order of priority to enhance the working capital of such companies after deduction of expenses pertationg to issue.)							

RIGHTS ISSUES ARE SUBJECT TO SHAREHOLDER APPROVAL AT A GENERAL MEETING / சிமீகම් சிகுதுவு மலா சலா டீசலிமலு ஊலாசல் சிமீகட் லலாசலு லுலுசுலிம மலன் லல/லலரிமல வுலுக்கல்கள். புலுதுக் கூட்டத்தில் பங்குலார்களின் அலுமதிக்கு அலலலலலு
 லலலலல ஊலாசல் சிமீகட் லலன் லல. /லுபலலிபலி அலகலிதலில் சலய்ப்புக்கூட்டலலலலரி. பங்குலார்களின் பங்குலார்களின் புலுதுலலல தரிமலலத்தரிமல அலலலலலலலு.

	Announcements for the day டினய சடலா சிலுடினயன் குறித்த தினத்தரிமலகல அலரிவரித்தல்கள்		XC /XR/XD Falling Due on the next day சுலலலல டினலேடீ லலலல டுலு XC /XR/XD மலுதிமல உரிமை காலலவரிபலாகும் XC /XR/XD		Amended BOLD லலலலலலல திருத
---	---	---	---	---	---

RIGHTS ISSUES / சிமீகம தி஑ு஑ / உரிம வ஑ுங்கல்

COMPANY ஑மம க஑்பனி	PROPORTION ஑ம஑ு஑஑஑ விகித஑஑஑	EGM / PROV. ALLOTMENT ஑஑஑ ஑஑ ஑஑ ஑஑஑஑/ ஑஑஑஑ ஑஑஑ ஑஑ வ஑஑஑ ஑஑஑஑ ஑஑஑஑	XR DATE ஑஑஑ ஑஑஑	DESPATCH OF PROV. LETTER OF ALLOTMENT ஑஑஑஑ ஑஑஑஑஑ ஑஑஑஑஑ ஑஑஑஑஑ ஑஑஑஑஑ ஑஑஑஑஑	TRADING OF RIGHTS COMMENCES ON சிமீகம தி஑ு஑஑ ஑஑஑஑஑஑஑ ஑஑஑஑஑஑஑ ஑஑஑஑஑஑஑ ஑஑஑஑஑஑஑ ஑஑஑஑஑஑஑ ஑஑஑஑஑஑஑	RENUNCIATION ஑஑஑஑஑஑஑ ஑஑஑஑஑஑஑஑	LAST DATE OF ACCEPTANCE & PAYMENT ஑஑஑஑஑஑஑஑ ஑஑஑஑஑஑஑஑ ஑஑஑஑஑஑஑஑ ஑஑஑஑஑஑஑஑ ஑஑஑஑஑஑஑஑ ஑஑஑஑஑஑஑஑
Samapth Bank PLC	Seven (07) new ordinary voting shares for every Twenty Three (23) existing ordinary voting shares.					Dates to be Notified	
(Issue Proce Rs. 136/- for which the proceeds of the issue will be used is: to increase the Tier I capital of the Bank to comply with Basel III requirements.							
Citizens Development Business Finance PLC	One (01) new Ordinary Voting shares for every four (04) Ordinary Voting shares. One (01) new Ordinary Non-Voting shares for every four (04) Ordinary Non-Voting shares.					Dates to be Notified	
Issue Price Rs. 77/- (Ordinary Voting shares) Rs. 64/- (Ordinary Non-Voting shares). The objective of the the issuer is to strengthen the Tier 1 capital of the company and to support the company's asset growth.							




CAPITALIZATION OF RESERVES / ஑஑஑஑஑஑஑஑஑஑ / ஑஑஑஑஑஑஑஑஑஑

COMPANY ஑மம க஑்பனி	PROPORTION ஑ம஑ு஑஑஑ விகித஑஑஑	GENERAL MEETING / ALLOTMENT ஑஑஑஑஑஑஑஑ / ஑஑஑஑஑஑஑஑ / ஑஑஑஑஑஑஑஑஑ ஑஑஑஑஑஑஑஑஑	XC DATE / ஑஑஑ / ஑஑஑஑஑	CONSIDERATION (RS.) ஑஑஑஑஑஑஑஑ ஑஑஑஑஑஑஑஑஑஑஑஑஑஑஑஑
Ceylon & Foreign Trades PLC	1 : 1		to be notified	560,784,000.00

DIVIDEND ANNOUNCEMENTS / ලාභ-ආ නිවේදන / பங்குலாப அறிவித்தல்கள்

COMPANY සමාගම கம்பனி	DIVIDEND PER SHARE (RS.) කොටසකට ලාභ-ආ (රු.) பங்கொன்றிற்கான பங்கிலாபம் (ரூபா)	FINAL / INTERIM අවසාන / අන්තර්කාලීන றுதி / டைக்கால	SHAREHOLDER'S MEETING කොටස් හිමියන්ගේ රැස්වීම பங்குதாரர் கூட்டம்	XD DATE දිනය திகதி	DATE OF PAYMENT ගෙවීම සිදුකරන දිනය கொடுப்பனவுத் திகதி
AIA Insurance Lanka PLC	25.00 (Less WHT)	First & Final	27-03-2019	28-03-2019	05-04-2019
HNB Assurance PLC	7.00	Final	28-03-2019	29-03-2019	08-04-2019
Seylan Developments PLC	1.00	First & Final	28-03-2019	29-03-2019	08-04-2019
Seylan Bank PLC	0.50 (Voting & Non-Voting)	First & Final	28-03-2019	29-03-2019	08-04-2019
Sri Lanka Telecom PLC	1.06	First & Final	28-03-2019	29-03-2019	08-04-2019
Sampath Bank PLC	5.00	First & Final	29-03-2019	01-04-2019	09-04-2019
Overseas Realty (Ceylon) PLC	1.25	First & Final	29-03-2019	01-04-2019	09-04-2019
People's Insurance PLC	1.10	Final	29-03-2019	01-04-2019	09-04-2019
Hatton National Bank PLC	3.50(Voting & Non-Voting)	Final	Not Applicable	01-04-2019	09-04-2019
Lanka Walltiles PLC	3.00	Interim	Not Applicable	05-04-2019	12-04-2019
Lanka Tiles PLC	3.15	Interim	Not Applicable	05-04-2019	12-04-2019
Swisstek (Ceylon) PLC	2.00	Interim	Not Applicable	08-04-2019	11-04-2019
Hayleys PLC	5.00 (Not liable to 14% withholding tax)	Interim	Not Applicable	09-04-2019	17-04-2019
Hayleys Fibre PLC	3.00 (Rs. 1.12 per share liable to 14% withholding tax Rs. 1.88 per share not liable to 14% withholding tax)	Second Interim	Not Applicable	09-04-2019	17-04-2019
Asiri Surgical Hospitals PLC	0.50	Interim	Not Applicable	09-04-2019	18-04-2019
Talawakelle Tea Estates PLC	6.00 (Rs. 0.08 per share not liable to 14% dividend tax Rs. 5.92 per share liable to 14% withholding tax)	Interim	Not Applicable	09-04-2019	18-04-2019
Singer (Sri Lanka) PLC	0.65 (Not liable to any withholding tax)	Interim	Not Applicable	09-04-2019	18-04-2019





UNLESS THE COMPANY'S ARTICLES PROVIDE OTHERWISE DIVIDENDS ARE SUBJECT TO SHAREHOLDER APPROVAL BY AN ORDINARY RESOLUTION, /සමාගමේ ව්‍යවස්ථාවලයේ හි විශේෂයෙන් සඳහන් කර නොමැති විටෙකදී ලාභ-ආ සාමාන්‍ය සම්මුතියකින් ලබාදෙන කොටස් හිමියන් අනුමැතියට යටත් වේ./கம்பனியின் அகவிதியில் சமர்ப்பிக்கப்பட்டால், பங்கிலாபங்கள், பங்குதாரர்களின் பொதுவான தீர்மானத்திற்கு அமைவானது.

 Announcements for the day දිනය සඳහා නිවේදනයන් குறித்த தினத்திற்கான அறிவித்தல்கள்	 XC /XR/XD Falling Due on the next day එළඹෙන දිනයේදී ගෙවිය යුතු XC /XR/XD மறுதினம் உரிமை காலாவதியாகும் XC /XR/XD	 Amended BOLD වෙනස්කිරීම திருத்த
--	---	--

DIVIDEND ANNOUNCEMENTS / ලාංඡන නිවේදන / பங்குலாப அறிவித்தல்கள்

COMPANY සමාගම කම්පනි	DIVIDEND PER SHARE (RS.) කොටසකට ලාංඡන (රු.) பங்குகொன்றிற்கான பங்கிலාபம் (ரூபா)	FINAL / INTERIM අවසාන / අන්තර්කාලීන றுதி / டைக்கால	SHAREHOLDER'S MEETING කොටස් හිමියන්ගේ දැස්වීම பங்குதாரர் கூட்டம்	XD DATE දිනය திகதி	DATE OF PAYMENT ලබන මසදී කෙරෙන දිනය கொடுப்பனவுத் திகதி
Alumex PLC	0.15 (Not liable to 14% withholding tax)	Interim	Not Applicable	09-04-2019	18-04-2019
Haycarb PLC	6.00 (Not liable to 14% withholding tax)	Second Interim	Not Applicable	09-04-2019	18-04-2019
Dipped Products PLC	2.00 (Rs. 0.95 per share not liable to 14% withholding tax Rs. 1.05 per share liable to 14% withholding tax)	Third Interim	Not Applicable	09-04-2019	18-04-2019
Asiri Hospital Holdings PLC	0.80 (Tax Free)	Interim	Not Applicable	09-04-2019	22-04-2019
Harischandra Mills PLC	20.00	Interim	Not Applicable	11-04-2019	23-04-2019
LB Finance PLC	8.00	Interim	Not Applicable	16-04-2019	18-04-2019
Ceylinco Insurance PLC	35.00	First & Final	25-04-2019	26-04-2019	07-05-2019
Nestle Lanka PLC	25.00	Final	08-05-2019	09-05-2019	17-05-2019
Ceylon Tobacco Company PLC	15.77 (Less WHT)	Final	14-05-2019	15-05-2019	24-05-2019
Commercial Development Company PLC	3.50	Final	15-05-2019	16-05-2019	27-05-2019
Property Development PLC	3.75	First & Final	29-05-2019	30-05-2019	10-06-2019
Agstar PLC	0.20 (Voting & Non- Voting)	Final	28-06-2019	01-07-2019	09-07-2019
Dialog Axiata PLC	0.37 (Subject to Tax)	Final	Dates to be notified		

විටෙකදී ලාංඡන සමාගම සම්පූර්ණයෙන් ලබාදෙන කොටස් හිමියන් අනුමැතියට යටත් වේ./கம்பனியின் அகவிதியில் சமர்ப்பிக்கப்பட்டதால், பங்கிலாபங்கள், பங்குதாரர்களின் பொதுவான தீர்மானத்திற்கு அமைவாக.

	Announcements for the day දිනය සඳහා නිවේදනයන් குறித்த தினத்திற்கான அறிவித்தல்கள்		XC /XR/XD Falling Due on the next day පළමුවන දිනයේදී ලෙවිය යුතු XC /XR/XD மறுதினம் உரிமை காலாவதியாகும் XC /XR/XD		BOLD		Amended වෙනස්කිරීම திருத்த
---	--	---	--	---	-------------	---	----------------------------------

REPURCHASE OF SHARES / කොටස් ප්‍රතිලදී ගැනීම / பங்குகளின் மீள்கொள்வனவு

COMPANY NAME සමාගම කම්පනියின் பெயர்	REPURCHASE PRICE(Rs.) ප්‍රතිලදී ගැනීම කොටසක සඳහා මිල (රු.) மீள்கொள்வனவு விலை	PROPORTION සමානුපාතය அளவு	DATE OF OPENING THE OFFER TO REPURCHASE ප්‍රතිලදී ගැනීම සඳහා ආරම්භය ලබන දිනය மீள்கொள்வனவுக்கான கொடைமுனைவின் ஆரம்ப திகதி	DATE OF CLOSING OF OFFER TO REPURCHASE ප්‍රතිලදී ගැනීම සඳහා අවසාන හිමිකම් ලබන දිනය மீள்கொள்வனவுக்கான கொடைமுனைவின் முடிவுத் திகதி
Union Bank of Colombo PLC	Rs. 15.00 per share	to be notified	15-05-2019	29-05-2019

WATCH LIST/වෙළුම් ලිස්ට්/බவாட்ச் லிஸ்ட்

Company	Initial Date of Transfer to the Default Board	Date of transfer to the Watch List	Reason
Miramar Beach Hotel PLC	9-Jun-08	1-Jan-18	Non Submission of Annual Reports for the F/Y Ended 31-MAR-2010 to 31-MAR-2017.
		1-Jan-18	Non submission of Financial Statements for the quarters ended 30-SEP-2010 to 31-MAR-2011 30-JUN-2012 to 30-SEP-2017
		21-Feb-18	Non submission of Financial Statements for the quarter ended 31-DEC-2017
		7-Jun-18	In terms of Rule 7.4 (c) (vii) of the CSE Listing Rules (Enforcement Rules) - Non-Submission of Interim Financial Statements for the quarter ended 31st March 2018.
		23-Aug-18	Non-submission of Interim Financial Statements for the quarter ended 30-JUN-2018.
		07- Sep-2018	Non Submission of Annual Report for the year ended 31-MAR-2018
		23-Nov-18	Non-submission of Interim Financial Statements for the quarter ended 30-SEP-2018
		22- Feb-2019	Non Submission of Interim Financial Statements for the quarter ended 31-DEC-2018.
Lanka Cement PLC	21-May-13	1-Jan-18	Non submission of Financial Statements for the quarters ended 30-SEP-2014 to 31-DEC-2016
		7-Jun-18	Non-Submission of Annual Report 2017.
		2-Jul-18	Non-Compliance with Corporate Governance Requirements in term of Rule 7.10 of the CSE Listing Rules.
		23-Aug-18	Non-submission of Interim Financial Statements for the quarter ended 30-JUN-2018.
		23-Nov-18	Non-submission of Interim Financial Statements for the quarter ended 30-SEP-2018.
		08-Mar-19	Non-submission of Interim Financial Statements as at 31-DEC-2018.
Central Investments & Finance PLC	10-Sep-13	1-Jan-18	Non submission of Annual Report for the F/Y Ended 31-MAR-2013 to 31-MAR-2017.
		1-Jan-18	Non submission of Financial Statements for the quarters ended 30-SEP-2013 to 30-Sep-2017
		21-Feb-18	Non submission of Financial Statements for the quarter ended 31-DEC-2017
		7-Jun-18	Non submission of Financial Statements for the quarter ended 31-MAR-2018
		23-Aug-18	Non-submission of Interim Financial Statements for the quarter ended 30-JUN-2018.
		07- Sep-2018	Non Submission of Annual Report for the year ended 31-MAR-2018
		23-Nov-18	Non-submission of Interim Financial Statements for the quarter ended 30-SEP-2018.
		22- Feb-2019	Non Submission of Interim Financial Statements for the quarter ended 31-DEC-2018.
PC House PLC	5-Jun-14	1-Jan-18	Non submission of Annual Report for the F/Y Ended 31-MAR-2014 to 31-MAR-2017.
		1-Jan-18	Non submission of Financial Statements for the quarter ended 31-DEC-2015 to 30-Sep-2017
		21-Feb-18	Non submission of Financial Statements for the quarter ended 31-DEC-2017
		7-Jun-18	Non submission of Financial Statements for the quarter ended 31-MAR-2018
		23-Aug-18	Non-submission of Interim Financial Statements for the quarter ended 30-JUN-2018.
		07- Sep-2018	Non Submission of Annual Report for the year ended 31-MAR-2018
		23-Nov-18	Non-submission of Interim Financial Statements for the quarter ended 30-SEP-2018
		22- Feb-2019	Non Submission of Interim Financial Statements for the quarter ended 31-DEC-2018.

WATCH LIST/වෙළුම් ලිස්ට්/வொட்ச் லிஸ்ட்

Company	Initial Date of Transfer to the Default Board	Date of transfer to the Watch List	Reason
PC Pharma PLC	5-Jun-14	1-Jan-18	Non submission of Annual Report for the F/Y Ended 31-MAR-2014 to 31-MAR-2017.
		1-Jan-18	Non submission of Financial Statements for the quarters ended 31-DEC-2015 to 30-Sep-2017
		21-Feb-18	Non submission of Financial Statements for the quarter ended 31-DEC-2017
		7-Jun-18	Non submission of Financial Statements for the quarter ended 31-MAR-2018
		23-Aug-18	Non-submission of Interim Financial Statements for the quarter ended 30-JUN-2018.
		07- Sep-2018	Non Submission of Annual Report for the year ended 31-MAR-2018
		23-Nov-18	Non-submission of Interim Financial Statements for the quarter ended 30-SEP-2018
		22- Feb-2019	Non Submission of Interim Financial Statements for the quarter ended 31-DEC-2018.
Entrust Securities PLC	26-Aug-16	1-Jan-18	Non submission of Annual Report for the F/Y Ended 31-MAR-2016 & 31-MAR-2017.
		11-Jan-18	In terms of Rule 7.5 (d) (I) (3) of the CSE Listing Rules (Enforcement Rules)- Modified Opinion in the Independent Auditor's Report on the Annual Report for the year ended 31st March 2016..
		07- Sep-2018	Non Submission of Annual Report for the year ended 31-MAR-2018
		24-Dec-2018	Entrust Securities PLC (ESL) - In terms of Rule 7.5 (d) (I) (3) of the CSE Listing Rules (Enforcement Rules)- Modified Opinion in the Independent Auditor's Report on the Audited Financial Statements for the year ended 31st March 2017.
Huejay International Investments PLC	27-Sep-16	1-Jan-18	Non-compliance of CSE Listing Rules in Annual Report 2016/2017
		2-Jul-18	Non-compliance with minimum public holding requirement in terms of Rule 7.13.1 of the CSE Listing Rules.
		2-Jul-18	Non-compliance with Corporate Governance Requirements in terms of Rule 7.10 of the CSE Listing Rules.
		23-Aug-18	Non-submission of Interim Financial Statements for the quarter ended 30-JUN-2018.
		07- Sep-2018	Non Submission of Annual Report for the year ended 31-MAR-2018
		23-Nov-18	Non-submission of Interim Financial Statements for the quarter ended 30-SEP-2018
		22- Feb-2019	Non Submission of Interim Financial Statements for the quarter ended 31-DEC-2018.
Swarnamahahal Financial Services PLC	19-Jan-17	1-Jan-18	In view of several significant issues (which are set out in the SEC directive dated 18 th January 2017) the SEC has requested the CSE to transfer the securities of the company to the Default Board of the CSE with immediate effect until the company complies with Rules 7.10.2(a) 7.10.5(a) and 7.10.6(a) of the CSE Listing Rules.
		07-Sep-18	In terms of Rule 7.5 (d) (I) (3) of the CSE Listing Rules (Enforcement Rules)- Qualified Opinion in the Independent Auditor's Report on the Annual Report for the year ended 31st March 2018.

WATCH LIST/වෙළුම් ලිස්ට්/வொட்ச் லிஸ்ட்

Company	Initial Date of Transfer to the Default Board	Date of transfer to the Watch List	Reason
Standard Capital PLC	19-Sep-17	1-Jan-18	Non-Submission of Annual Report for the year ended 31-Mar-2017.
		07- Sep-2018	Non Submission of Annual Report for the year ended 31-MAR-2018
Adam Investments PLC		07- Sep-2018	Non Submission of Annual Report for the year ended 31-MAR-2018
		23-Nov-18	Non-submission of Interim Financial Statements for the quarter ended 30-SEP-2018.
		22- Feb-2019	Non Submission of Interim Financial Statements for the quarter ended 31-DEC-2018.
Mackwoods Energy PLC	19-Sep-17	23-Mar-18	In terms of Rule 7.5 (c) (1) (3) of the CSE Listing Rules (Enforcement Rules)-Qualified Opinion in the Independent Auditor's Report on the Audited Financial Statements for the year ended 31 st March 2017.
		22- Feb-2019	Non Submission of Interim Financial Statements for the quarter ended 31-DEC-2018.
		22-Oct-18	In terms of Rule 7.10.7 (c) of the CSE Listing Rules (Enforcement Rules)-Non-Compliance with Corporate governance Requirements.
Asia Capital PLC	-	2-Jul-18	Non-Compliance with minimum public holding requirement in term of Rule 7.13.1. of the CSE Listing Rules.
		7-Sep-18	In terms of Rule 7.5 (d) (II) (3) of the CSE Listing Rules (Enforcement Rules) – Emphasis of matter on going concern in the Independent Auditor's Report on the Audited Financial Statements for the year ended 31st March 2018.
Arpico Finance Company PLC	-	2-Jul-18	Non-Compliance with minimum public holding requirement in term of Rule 7.13.1. of the CSE Listing Rules.
Industrial Asphalts (Ceylon) PLC	-	2-Jul-18	Non-Compliance with minimum public holding requirement in term of Rule 7.13.1. of the CSE Listing Rules.
Browns Beach Hotels PLC	-	2-Jul-18	Non-Compliance with minimum public holding requirement in term of Rule 7.13.1. of the CSE Listing Rules.
Commercial Development Company PLC	-	2-Jul-18	Non-Compliance with minimum public holding requirement in term of Rule 7.13.1. of the CSE Listing Rules.
Ceylon Printers PLC	-	2-Jul-18	Non-Compliance with minimum public holding requirement in term of Rule 7.13.1. of the CSE Listing Rules.
Distilleries Company of Sri Lanka PLC	-	2-Jul-18	Non-Compliance with minimum public holding requirement in term of Rule 7.13.1. of the CSE Listing Rules.
Goodhope PLC	-	2-Jul-18	Non-Compliance with minimum public holding requirement in term of Rule 7.13.1. of the CSE Listing Rules.
Lotus Hydro Power PLC	-	2-Jul-18	Non-Compliance with minimum public holding requirement in term of Rule 7.13.1. of the CSE Listing Rules.
Indo Malay PLC	-	2-Jul-18	Non-Compliance with minimum public holding requirement in term of Rule 7.13.1. of the CSE Listing Rules.
MTD Walkers PLC	-	2-Jul-18	Non-Compliance with minimum public holding requirement in term of Rule 7.13.1. of the CSE Listing Rules.

WATCH LIST/වෙළුම් ලිස්ට්/வொட்ச் லிஸ்ட்

Company	Initial Date of Transfer to the Default Board	Date of transfer to the Watch List	Reason
Kotmale Holdings PLC	-	2-Jul-18	Non-Compliance with minimum public holding requirement in term of Rule 7.13.1. of the CSE Listing Rules.
Madulsima Plantations PLC	-	2-Jul-18	Non-Compliance with minimum public holding requirement in term of Rule 7.13.1. of the CSE Listing Rules.
Morison PLC	-	2-Jul-18	Non-Compliance with minimum public holding requirement in term of Rule 7.13.1. of the CSE Listing Rules.
Office Equipment PLC	-	2-Jul-18	Non-Compliance with minimum public holding requirement in term of Rule 7.13.1. of the CSE Listing Rules.
Paragon Ceylon PLC	-	2-Jul-18	Non-Compliance with minimum public holding requirement in term of Rule 7.13.1. of the CSE Listing Rules.
Property Development PLC	-	2-Jul-18	Non-Compliance with minimum public holding requirement in term of Rule 7.13.1. of the CSE Listing Rules.
Selinsing PLC	-	2-Jul-18	Non-Compliance with minimum public holding requirement in term of Rule 7.13.1. of the CSE Listing Rules.
Shalimar (Malay) PLC	-	2-Jul-18	Non-Compliance with minimum public holding requirement in term of Rule 7.13.1. of the CSE Listing Rules.
Serendib Land PLC	-	2-Jul-18	Non-Compliance with minimum public holding requirement in term of Rule 7.13.1. of the CSE Listing Rules.
Abans Finance PLC	-	2-Jul-18	Non-Compliance with minimum public holding requirement in term of Rule 7.13.1. of the CSE Listing Rules.
AMW Capital Leasing and Finance PLC	-	2-Jul-18	Non-Compliance with minimum public holding requirement in term of Rule 7.13.1. of the CSE Listing Rules.
Commercial Leasing and Finance PLC	-	2-Jul-18	Non-Compliance with minimum public holding requirement in term of Rule 7.13.1. of the CSE Listing Rules.
Brac Lanka Finance PLC	-	2-Jul-18	Non-Compliance with minimum public holding requirement in term of Rule 7.13.1. of the CSE Listing Rules.
Odel PLC	-	2-Jul-18	Non-Compliance with minimum public holding requirement in term of Rule 7.13.1. of the CSE Listing Rules.
Senkadagala Finance PLC	-	2-Jul-18	Non-Compliance with minimum public holding requirement in term of Rule 7.13.1. of the CSE Listing Rules.
Ambeon Capital PLC (Taprobane Holdings PLC)	-	2-Jul-18	Non-Compliance with minimum public holding requirement in term of Rule 7.13.1. of the CSE Listing Rules.
Trade Finance and Investments PLC	-	2-Jul-18	Non-Compliance with minimum public holding requirement in term of Rule 7.13.1. of the CSE Listing Rules.

WATCH LIST/වෙළුම් ලිස්ට්/බ්ලாக් ලිස්ට්

Company	Initial Date of Transfer to the Default Board	Date of transfer to the Watch List	Reason
People's Merchant Finance PLC	-	17-July-2018	In terms of Rule 7.5 (c) (II) (3) of the CSE Listing Rules (Enforcement Rules) – Emphasis of matter on going concern in the Independent Auditor's Report on the Audited Financial Statements for the year ended 31st March 2018.
Merchant Bank of Sri Lanka and Finance PLC	-	17- July -2018	In terms of Rule 7.5 (c) (II) (3) of the CSE Listing Rules (Enforcement Rules) – Emphasis of matter on going concern in the Independent Auditor's Report on the Audited Financial Statements for the year ended 31st December 2017.
Lanka Hospital Corporation PLC	-	08- Aug -2018	Non-Compliance with minimum public holding requirement in term of Rule 7.13.1. of the CSE Listing Rules.
Aitken Spence Plantation Managements PLC	-	08- Aug -2018	Non-Compliance with minimum public holding requirement in term of Rule 7.13.1. of the CSE Listing Rules.
Mercantile Investments and Finance PLC	-	08- Aug -2018	Non-Compliance with minimum public holding requirement in term of Rule 7.13.1. of the CSE Listing Rules.
The Finance Company PLC	-	17- Aug -2018	Qualified Opinion in the Independent Auditor's Report on the Audited Financial Statements for the year ended 31st March 2018.
Lucky Lanka Milk Processing Company PLC	-	07- Sep-2018	Non Submission of Annual Report for the year ended 31-MAR-2018
		19-Sep-2018	In terms of Rule 7.10.7 (c) of the CSE Listing Rules (Enforcement Rules) –Non-Compliance with Corporate Governance Requirements.
Hotel Developers (Lanka) PLC	-	04- Sep -2018	Non-Compliance with minimum public holding requirement in term of Rule 7.13.1. of the CSE Listing Rules.
Pelwatte Sugar Industries PLC	-	04- Sep -2018	Non-Compliance with minimum public holding requirement in term of Rule 7.13.1. of the CSE Listing Rules.
Sierra Cables PLC	-	07- Sep -2018	In terms of Rule 7.5 (d) (II) (3) of the CSE Listing Rules (Enforcement Rules) – Emphasis of matter on going concern in the Independent Auditor's Report on the Audited Financial Statements for the year ended 31st March 2018.
Sinhaputhra Finance PLC	-	07-Nov-2018	In terms of Rule 7.5 (d) (II) (3) of the CSE Listing Rules (Enforcement Rules) – Emphasis of matter on going concern in the Independent Auditor's Report on the Audited Financial Statements for the year ended 31st March 2018.

WATCH LIST/වෙළුම් ලිස්ට්/බොර்ட් ලිස්ට්

Company	Initial Date of Transfer to the Default Board	Date of transfer to the Watch List	Reason
Ceylon & Foreign Trades PLC	-	07- Sep -2018	Non Submission of Annual Report for the year ended 31-MAR-2018
		23-Nov-18	Non-submission of Interim Financial Statements for the quarter ended 30-SEP-2018.
		22- Feb-2019	Non Submission of Interim Financial Statements for the quarter ended 31-DEC-2018.
Adam Capital PLC	-	07- Sep -2018	Non Submission of Annual Report for the year ended 31-MAR-2018
		23-Nov-18	Non-submission of Interim Financial Statements for the quarter ended 30-SEP-2018.
		22- Feb-2019	Non Submission of Interim Financial Statements for the quarter ended 31-DEC-2018.
City Housing and Real Estate Company PLC	-	10- Sep -2018	In terms of Rule 7.5 (d) (1) (3) of the CSE Listing Rules (Enforcement Rules)- Qualified Opinion in the Independent Auditor's Report on the Annual Report for the year ended 31st March 2018.
HVA Foods PLC (HVA)	-	13- Sep -2018	"In terms of Rule 7.5 (d) (I) (3) of the CSE Listing Rules (Enforcement Rules) - Qualified Opinion in the Independent Auditor's Report on the Audited Financial Statements for the year ended 31st March 2018.
Mercantile Shipping Company PLC (MSL)	-	13- Sep -2018	"In terms of Rule 7.5 (d) (II) (3) of the CSE Listing Rules (Enforcement Rules) – Emphasis of matter on going concern in the Independent Auditor's Report on the Audited Financial Statements for the year ended 31st March 2018.
LOLC Finance PLC	-	07-Nov-2018	The securities of the above company have been transferred to Watch List with effective from 7th November 2018 due to Non-Compliance with Minimum Public Holding Requirement in terms of Rule 7.13.1 of the CSE Listing Rules.
East West Properties PLC (EAST)	-	12-Dec-2018	- In terms of Rule 7.5 (d) (II) (3) of the CSE Listing Rules (Enforcement Rules) – Emphasis of matter on going concern in the Independent Auditor's Report on the Audited Financial Statements for the year ended 31st March 2018.
		22- Feb-2019	Non Submission of Interim Financial Statements for the quarter ended 31-DEC-2018.
Anilana Hotels and Properties PLC	-	14 -Dec-2018	In terms of Rules 7.5(d) (I) (3) and 7.5 (d) (II) (3) of the CSE Listing Rules (Enforcement Rules) – Modified Audit Opinion and Emphasis of matter on going concern in the Independent Auditor's Report on the Audited Financial Statements for the year ended 31st March 2018.

NARRATION CHANGE**LUCKY LANKA MILK PROCESSING COMPANY PLC**

Submission of Interim Financial Statements for the quarter ended 31-DEC-2018.

NARRATION CHANGE
ENTRUST SECURITIES PLC

Submission of Interim Financial Statements for the quarter ended 31-DEC-2018.

NARRATION CHANGE
STANDARD CAPITAL PLC

Submission of Interim Financial Statements for the quarter ended 31-DEC-2018.

DEALING SUSPENDED COMPANIES/ගනුදෙනු කිරීම අත්හිටුවා ඇති සමාගම්/கொடுக்கல்வாங்கல் நிறுத்தி வைக்கப்பட்டுள்ள கம்பனிகள்

COMPANY සමාගම கம்பனி	EFFECTIVE DATE වලංගු දිනය செல்லுபடியாகும் திகதி	REASON හේතුව காரணம்
Vanik Incorporation PLC	06-Oct-2008	Trading suspended pursuant to a request made by the company based on the Stay Order issued on 21 st November 2008 on the winding up order dated 3 rd October 2008 issued by the District Court of Colombo in Case No.84/CO.
Hotel Developers (Lanka) PLC	11-Nov-2011	Vested with the state in terms of Revival of Underperforming Enterprises or Underutilized Assets Act No.43 of 2011.
Pelwatte Sugar Industries PLC(Under Liquidation)	11-Nov-2011	Vested with the state in terms of Revived of Underperforming Enterprises or Underutilized Assets Act No.43 of 2011.
Touchwood Investments PLC (Under Liquidation)	05-Jun-2014	Dealing suspended due to Winding up order issued by the Colombo Commercial High Court.
Orient Garments PLC	06-Apr-2016	Dealing suspended pursuant to the appointment of a Provisional Liquidator.

TRADING SUSPENDED COMPANIES/වෙළෙඳපොළ ගනුදෙනු කිරීම අත්හිටුවා ඇති සමාගම්/ வியாபாரம் நிறுத்தி வைக்கப்பட்டுள்ள கம்பனிகள்

COMPANY සමාගම கம்பனி	EFFECTIVE DATE වලංගු දිනය செல்லுபடியாகும் திகதி	REASON හේතුව காரணம்
Miramar Beach Hotel PLC	26-Feb-2015	Trading in shares of MIRA has been suspended with effect from 26th February 2015 as per the Directive issued by the SEC on 26th January 2015.
	02_Apr- 2018	Trading suspended in terms Rule 7.4 (c) (vii) and Rule 7.5 (e) (7) of the CSE Listing Rules (Enforcement Rules).
Entrust Securities PLC	5-Jan-2016	Trading has been suspended pending clarification regarding the current status of the company
	02_Apr- 2018	Trading suspended in terms Rule 7.5 (e) (7) of the CSE Listing Rules (Enforcement Rules).
	12-Jul-2018	Trading suspended in terms of Rule 7.5 (d) (I) (9) of the CSE Listing Rules (Enforcement Rules) - Qualified Opinion in the Independent Auditor's Report on the Audited Financial Statements for the year ended 31st March 2016.
PC House PLC	02_Apr- 2018	Trading suspended in terms Rule 7.4 (c) (vii) and Rule 7.5 (e) (7) of the CSE Listing Rules (Enforcement Rules).
PC Pharma PLC	02_Apr- 2018	Trading suspended in terms Rule 7.4 (c) (vii) and Rule 7.5 (e) (7) of the CSE Listing Rules (Enforcement Rules).
Standard Capital PLC	02_Apr- 2018	Trading suspended in terms Rule 7.5 (e) (7) of the CSE Listing Rules (Enforcement Rules).

TRADING SUSPENDED COMPANIES/වෙළෙඳපොළ ගනුදෙනු කිරීම අත්හිටුවා ඇති සමාගම්/ வியாபாரம் நிறுத்தி வைக்கப்பட்டுள்ள கம்பனிகள்

COMPANY සමාගම கம்பனி	EFFECTIVE DATE වලංගු දිනය செல்லுபடியாகும் திகதி	REASON හේතුව காரணம்
Swarnamahahal Financial Services PLC	2-Jul-2018	Trading suspended in terms of CSE Listing Rule 7.10.7 (i) due to Non Compliance with Corporate Governance Rules 7.10.2 (a), 7.10.5 (a), 7.10.6 (a). (Enforcement Rules)
	08-Mar- 2019	Trading suspended in terms of Rule 7.5 (d) (I) (9) of the CSE Listing Rules (Enforcement Rules) - Modified Opinion in the Independent Auditor's Report on the Annual Report for the year ended 31st March 2018.
Mackwoods Energy PLC	25-Sep-2018	Trading suspended in terms of Rule 7.5 (d) (I) (9) of the CSE Listing Rules (Enforcement Rules) - Qualified Opinion in the Independent Auditor's Report on the Audited Financial Statements for the year ended 31st March 2017.
Central Investments & Finance PLC	23-Nov-2017	Trading has been suspended pursuant to the disclosure published by the Central Bank of Sri Lanka on 23 rd November 2017.
	02-Apr- 2018	Trading suspended in terms Rule 7.4 (c) (vii) and Rule 7.5 (e) (7) of the CSE Listing Rules. (Enforcement Rules)
Lanka Cement PLC	7-Sep-2018	Trading suspended in terms of Rule 7.5 (e) (7) of the CSE Listing Rules (Enforcement Rules)
	26-Nov-2018	Trading suspended in terms of Rule 7.4 (c) (vii) of the CSE Listing Rules (Enforcement Rules)
	03-Jan-2019	Trading suspended in terms of Rule 7.10.7 (i) due to Non Compliance with Corporate Governance Rules.
Huejay International Investments PLC	26-Nov-2018	Trading suspended in terms of Rule 7.4 (c) (vii) of the CSE Listing Rules (Enforcement Rules)
	10-Dec-2018	Trading suspended in terms of Rule 7.5 (e) (7) of the CSE Listing rules (Enforcement Rules)- Non-submission of the Annual Report for the year ended 31st March 2018.
	03-Jan-2019	Trading suspended in terms of Rule 7.10.7 (i) due to Non Compliance with Corporate Governance Rules.
Adam Investments PLC	10-Dec-2018	Trading suspended in terms of Rule 7.5 (e) (7) of the CSE Listing rules (Enforcement Rules) - Non-submission of the Annual Report for the year ended 31st March 2018
	25-Feb-2019	Trading Suspended in terms of Rule 7.4 (c) (vii) of the CSE Listing Rules (Enforcement Rules)
Ceylon & Foreign Trades PLC	10-Dec-2018	Trading suspended in terms of Rule 7.5 (e) (7) of the CSE Listing rules (Enforcement Rules) - Non-submission of the Annual Report for the year ended 31st March 2018.
	25-Feb-2019	Trading Suspended in terms of Rule 7.4 (c) (vii) of the CSE Listing Rules (Enforcement Rules)

TRADING SUSPENDED COMPANIES/වෙළෙඳපොළ ගනුදෙනු කිරීම අත්හිටුවා ඇති සමාගම්/ வியாபாரம் நிறுத்தி வைக்கப்பட்டுள்ள கம்பனிகள்

COMPANY සමාගම කம்பනි	EFFECTIVE DATE වලංගු දිනය සெලසුපාදායාලාස තිසතී	REASON හේතුව කාරණය
Lucky Lanka Milk Processing Company PLC	10-Dec-2018	Trading suspended in terms of Rule 7.5 (e) (7) of the CSE Listing rules (Enforcement Rules) - Non-submission of the Annual Report for the year ended 31st March 2018.
	21-Mar-2019	In terms of Rule 7.10.7 (i) of the CSE Listing Rules (Enforcement Rules) -Non-Compliance with Corporate governance Requirements
Adam Capital PLC	10-Dec-2018	Trading suspended in terms of Rule 7.5 (e) (7) of the CSE Listing rules (Enforcement Rules) - Non-submission of the Annual Report for the year ended 31st March 2018.
	25-Feb-2019	Trading Suspended in terms of Rule 7.4 (c) (vii) of the CSE Listing Rules (Enforcement Rules)
The Finance Company PLC	18-Feb-2019	Modified Audit Opinion in the Independent Auditor's Report on the Audited Financial Statements for the year ended 31st March 2018.
AIA Insurance Lanka PLC	01-Mar-2019	Trading has been suspended as per SEC Rules, subsequent to the announcement made by the company regarding the proposed Voluntary Delisting of fully paid Ordinary (Voting) shares from the official list of the Colombo Stock Exchange.
Browns Capital PLC	08-Mar-2019	Amalgamation of Browns Capital PLC with Browns Investments PLC
City Housing & Real Estate Co. PLC	11-Mar-2019	Trading suspended in terms of Rule 7.5 (d) (l) (9) of the CSE Listing Rules.

LISTED COMPANIES - NOTICE OF ANNUAL GENERAL MEETINGS (AGM)/ **ලැයිස්තුගත සමාගම් - වාර්ෂික මහා සභා රැස්වීම් පිළිබඳ නිවේදනය/பட்டியல் படுத்தப்பட்ட கம்பனிகள் - ஆண்டுப் பொதுக்கூட்ட அறிவித்தல்கள்**

COMPANY/සමාගම/கம்பனி	DATE/දිනය/திகதி	VENUE/ස්ථානය/இடம்	TIME/වේලාව/நேரம்
Bogala Graphite Lanka PLC	06-04-2019	Ceylon Chamber of Commerce Auditorium at No. 50, Navam Mawatha, Colombo 02.	10.30 a.m.
Chevron Lubricants Lanka PLC	23-04-2019	Level 06, Public Forum, The Institute of Chartered Accountants of Sri Lanka, 30A, Malalasekera Mawatha, Colombo 07.	03.30 p.m.
Ceylinco Insurance PLC	25-04-2019	Auditorium Level 7, ICBT Building, No. 36, De Krestler Place, Bambalapitiya, Colombo 04.	10.30 a.m.
Anana Takaful PLC	30-04-2019	Committee Room A, Bandaranaike Memorial International Conference Hall (BMICH), Baudhaloka Mawatha, Colombo 07.	09.30 a.m.
Amana Takaful Life PLC	30-04-2019	Committee Room A, Bandaranaike Memorial International Conference Hall (BMICH), Baudhaloka Mawatha, Colombo 07.	10.00 a.m.
Nestle Lanka PLC	08-05-2019	Committee Room B (Lotus) of the BMICH, Colombo 07.	10.00 a.m.
Ceylon Tobacco Company PLC	14-05-2019	Auditorium, 178, Srimath Ramanathan Mawatha, Colombo 15.	10.30 a.m.
Keells Food Products PLC	11-06-2019	John Keells PLC, Auditorium, No. 186, Vauxhall Street, Colombo 02.	10.00 a.m.
Ceylon Cold Stores PLC	14-06-2019	John Keells Auditorium, No. 186, Vauxhall Street Colombo 02.	10.00 a.m.
Trans Asia Hotels PLC	21-06-2019	Ceylon Chamber of Commerce Auditorium, No. 50, Navam Mawatha, Colombo 02.	03.30 p.m.
Asian Hotels & Properties PLC	24-06-2019	Ceylon Chamber of Commerce Auditorium, No. 50, Navam Mawatha, Colombo 02.	10.30 a.m.
John Keells PLC	27-06-2019	John Keells Auditorium, No. 186, Vauxhall Street Colombo 02.	09.30 a.m.
Tea Smallholder Factories PLC	27-06-2019	John Keells Auditorium, No. 186, Vauxhall Street Colombo 02.	10.00 a.m.
John Keells Holdings PLC	28-06-2019	The Auditorium (Ground Floor), The Ceylon Chamber of Commerce, No. 50, Nawam MAwatha Colombo 02.	10.00 a.m.
John Keells Hotels PLC	28-06-2019	John Keells Staff Dining Hall at No. 117, Sir Chithampalam A. Gardiner Mawatha, Colombo 02.	03.30 p.m.

LISTED COMPANIES - NOTICE OF EXTRAORDINARY GENERAL MEETINGS (EGM)/ **ලැයිස්තුගත සමාගම් - විශේෂ මහා සභා රැස්වීම් පිළිබඳ නිවේදනය/பட்டியல் படுத்தப்பட்ட கம்பனிகள் - விசே பொதுக்கூட்ட அறிவித்தல்கள்**

COMPANY සමාගම கம்பனி	DATE දිනය திகதி	VENUE ස්ථානය இடம்	TIME වේලාව நேரம்
Waskaduwa Beach Resort PLC	08-04-2019	Sri Lanka Foundation, No. 100, Sri Lanka Padanama Mawatha, Independence Square, Colombo 07.	09.30 a.m.
Hikkaduwa Beach Resort PLC	08-04-2019	Sri Lanka Foundation, No. 100, Sri Lanka Padanama Mawatha, Independence Square, Colombo 07.	09.50 a.m.
Citrus Leisure PLC	08-04-2019	Sri Lanka Foundation, No. 100, Sri Lanka Padanama Mawatha, Independence Square, Colombo 07.	10.10 a.m.
Anilana Hotels and Properties PLC	22-04-2019	Sri Lanka Foundation, No. 100, Sri Lanka Padanama Mawatha, Colombo 07.	10.15 a.m.
Nestle Lanka PLC	08-05-2019	Committee Room B of the Bandaranaike Memorial International Conference Hall (BMICH) Baudhaloka Mawatha, Colombo 07.	11.00 a.m.

CSE CIRCULARS / SEC DIRECTIVES / DISCLOSURES /கொட்பீ வேலேடெயேள வுனேவ / ஸ்டுடகூலிபன் ஸஹ விதிமய கொலிபன் ஸஹவே தியேர் / ஐனாவிரகூயன்/பரிவாத்தணயின் சுற்றாநிரூபங்கள் / பிணையங்கள் ஆணைக்குழுவின் பணிப்புரைகள் / வெளிப்புத்தல்கள்

ANNOUNCEMENT/திவேடைய/அறிவித்தல்		DATE/ஐனய/திகதி
NOTIFICATION ON THE LISTING OF SHARES		
<p>Date : 01st April 2019</p> <p>People's Merchant Finance PLC ("The Company")- Private placement and Rights Issue</p> <p>Set out below are details pertaining to the Private Placement of Shares carried out by the company.</p>		01-04-2019
Name of the party to whom shares were allotted	Sterling Capital Investments (Private) Limited	
No. of shares allotted & listed	16,850,000	
Consideration per share (Rs.)	Rs. 9.50	
Date to be listed	02nd April 2019	

CSE CIRCULARS / SEC DIRECTIVES / DISCLOSURES /කොටස් වෙළෙඳපොළ වකුලේඛ / සුරැකුම්පත් සහ විනිමය කොමිෂන් සභාවේ නියෝග /
අනාවරණයන්/පரிවර්තනයන්/පිටපත්/පිටපත්/පිටපත් / පිටපත්/පිටපත් / පිටපත්/පිටපත් / පිටපත්/පිටපත් / පිටපත්/පිටපත්

ANNOUNCEMENT/නිවේදනය/අறிவித்தல்	DATE/දිනය/திகதி				
<p>CSE CIRCULAR SEYLAN BANK PLC (“THE BANK”) - BASEL III COMPLIANT DEBENTURE ISSUE 2019</p> <p>The Colombo Stock Exchange (“CSE”) has approved in principle an Application for listing the BASEL III compliant debt securities of the above Bank.</p> <p>Details of the above issue are as follows;</p> <p>DEBT SECURITIES TO BE OFFERED</p> <p>An initial Issue of up to Thirty Million (30,000,000) BASEL III compliant - Tier 2, Listed, Rated, Unsecured, Subordinated, Redeemable Debentures with a Non-Viability Conversion (Debentures) at a par value of Rs.100/-, with an option to issue up to a further Twenty Million (20,000,000) of said Debentures in the event of an oversubscription at the discretion of the Bank and in such event, the maximum issue of the said Debentures totaling to Fifty Million (50,000,000). The allotment and secondary trading of these Debt securities is limited to Qualified Investors.</p> <p>DATE OF OPENING OF THE SUBSCRIPTION LIST</p> <p>9th April 2019</p> <p>JOINT MANAGERS TO THE ISSUE</p> <table border="0"> <tr> <td>Capital Alliance Partners Limited Level 5, “Millennium House” 46/58, Navam Mawatha Colombo 02</td> <td>People’s Bank Investment Banking Unit People’s Bank Head office 13th floor No.75, Sir Chittampalam A Gardiner Mawatha Colombo 02</td> </tr> <tr> <td>Tel: 011-2317777 Fax: 011-2317788</td> <td>Tel: 011-2206795/6 Fax: 011-2458842</td> </tr> </table> <p>REGISTRARS TO THE ISSUE</p> <p>SSP Corporate Services (Pvt) Ltd No 101, Inner Flower Road Colombo 03</p> <p>Tel: 011-2573894, 011-2576871 Fax: 011-2573609</p> <p>The date on which the Prospectus would be delivered to Member Firms / Trading Members would be 2nd April 2019.</p>	Capital Alliance Partners Limited Level 5, “Millennium House” 46/58, Navam Mawatha Colombo 02	People’s Bank Investment Banking Unit People’s Bank Head office 13 th floor No.75, Sir Chittampalam A Gardiner Mawatha Colombo 02	Tel: 011-2317777 Fax: 011-2317788	Tel: 011-2206795/6 Fax: 011-2458842	<p>01-04-2019</p>
Capital Alliance Partners Limited Level 5, “Millennium House” 46/58, Navam Mawatha Colombo 02	People’s Bank Investment Banking Unit People’s Bank Head office 13 th floor No.75, Sir Chittampalam A Gardiner Mawatha Colombo 02				
Tel: 011-2317777 Fax: 011-2317788	Tel: 011-2206795/6 Fax: 011-2458842				

CSE CIRCULARS / SEC DIRECTIVES / DISCLOSURES /கொடீஸ் வெළேடிபொல வகலேவ / ஸ்டுடகூலிபன் ஸஹ விதிமல கஹலீபன் ஸஹலே தியேர்ல / டிஹலிர்ஹலிபன்/பரிவர்ததணயின் கர்ஹுநிஹுபங்கள் / பிணையங்கள் ஆணைக்குறவின் பணிப்புரைகள் / வெளிப்புடுத்தல்கள்

ANNOUNCEMENT/திவேடிமல/அறிவித்தல்			DATE/டிமல/திகதி
CSE CIRCULAR DFCC BANK PLC (“THE COMPANY”)-DEBENTURE ISSUE 2019 The debentures of the above company will be listed on 03rd April 2019 . The assigned Security IDs/Descriptions are as follows:			02-04-2019
Debenture Type	Security ID	ISIN	
Five Year Fixed Rate Debentures (13.5% p.a.) payable annually	DFCC-BD-28/03/24-C2416-13.5	LK0055D24167	
Seven Year Fixed Rate Debentures (13.75% p.a.) payable annually	DFCC-BD-28/03/26-C2418-13.75	LK0055D24183	
Ten Year Fixed Rate Debentures (13.9% p.a.) payable annually	DFCC-BD-28/03/29-C2417-13.9	LK0055D24175	
CSE CIRCULAR SPECIAL BANK HALF-HOLIDAY ON 12TH APRIL 2019 (FRIDAY) Please note that the market will be closed at 12 noon on 12th April 2019 (Friday), in view of the Special Half-holiday declared by the CSE on account of Day prior to the Sinhala & Tamil New Year Day, which falls on Saturday, 13 th April 2019.			04-04-2019
AGST.N0000 & AGST.X0000 -- Trading Halted Trading of AGST.N0000 & AGST.X0000 has been halted pending dividend announcement.			04-04-2019
AGST.N0000 & AGST.X0000 - Trading Halt Lifted Please note that trading halt imposed on AGST.N0000 & AGST.X0000 has been lifted.			04-04-2019

INTERIM FINANCIAL STATEMENTS FOR THE PERIOD ENDED 31-12-2018 /2018-12-31 දිනෙන් අවසන් වූ කාලය සඳහා අතුරු මූල්‍ය ප්‍රකාශන 31-12-2018 இல் முடிவடையும் 3 மாத காலத்திற்கான இடைக்கால நிதிக்கூற்றுக்கள்

COMPANY/සමාගම/கம்பனி
Lucky Lanka Milk Processing Company PLC
Entrust Securities PLC
Standard Capital PLC
Siyapatha Finance PLC

INTERIM FINANCIAL STATEMENTS FOR THE PERIOD ENDED 31-12-2018 (AUDITED)2018-12-31 දිනෙන් අවසන් වූ කාලය සඳහා අතුරු මූල්‍ය ප්‍රකාශන (විගණනය කළ) 2018-12-31இல் முடிவடையும் 3 மாத காலத்திற்கான இடைக்கால நிதிக்கூற்றுக்கள் (கணக்காய்வுக்கு உட்பட்ட)

COMPANY/සමාගම/கம்பனி
Bank of Ceylon
Property Development PLC
Sanasa Development Bank PLC

ANNUAL REPORTS FOR THE YEAR ENDED 31st DECEMBER 2018 (31-12-2018) වැනි දින අවසන් වූ වසර සඳහා වාර්ෂික වාර්තා මාර්ඡ (2018-12-31) இல் முடிவடையும் நிதியாண்டுக்கான ஆண்டறிக்கைகள்

COMPANY/සමාගම/கம்பனி
Candor Opportunities Fund
Amana Takeful PLC
Amana Takaful Life PLC

CORPORATE DISCLOSURES/கா-தலக ஁தாவரககத/கடடாணதயல்க் வெளலபுததல்க்

COMPANY/கதாதத/கதபகல	SUBJECT/தககத/வலடயத	DATE/தககத/தலகத
Mercantile Shipping Company PLC	Independent Auditor's Report containing an emphasis of matter on going concern	29-03-2019
Senkadagala Finance PLC	Debenture Issue	29-03-2019
Pradeshiya Sanwardana Bank	Corporate Disclosure	29-03-2019
Sampath Bank PLC	Annual General Meeting	29-03-2019
Hatton National Bank PLC	Annual General Meeting	29-03-2019
Hatton National Bank PLC	Extraordinary General Meeting	29-03-2019
National Development Bank PLC	Debenture Issue	29-03-2019
National Development Bank PLC	Debenture Issue	01-04-2019
People's Insurance PLC	Annual General Meeting	01-04-2019
Anilana Hotels and Properties PLC	Independent Auditor's Report containing an emphasis of matter on going concern and modified Audit Opinion	01-04-2019
Merchant Bank of Sri Lanka & Finance PLC	Independent Auditor's Report Containing an emphasis of matter on going concern - Independent Auditors Report containing modified Audit Opinion	01-04-2019
E-Channelling PLC	Annual General Meeting	01-04-2019
Namal Acuity Value Fund	Net Asset Value	01-04-2019
Distilleries Company of Sri Lanka PLC	Non-Compliance of Minimum Public Holding Requirements	01-04-2019
HVA Foods PLC	Corporate Disclosure	01-04-2019
Overseas Realty (Ceylon) PLC	Annual General Meeting	01-04-2019
Candor Opportunities Fund	Net Asset Value	01-04-2019
Nations Trust Bank PLC	Conversion/ Re-Classification of Ordinary Non-Voting convertible shares to Ordinary Voting Shares	01-04-2019
Seylan Developments PLC	Annual General Meeting	01-04-2019
Sierra Cables PLC	Corporate Disclosure	01-04-2019
Softlogic Life Insurance PLC	Further Announcement Re:Change In Directorate	01-04-2019
Seylan Bank PLC	Debenture Issue	01-04-2019
AIA Insurance Lanka PLC	Media Release	01-04-2019
People's Merchant Finance PLC	Disclosure Under Rule 36 of the Take-Overs and Mergers code 1995 (As amended in 2003)	01-04-2019
MTD Walkers PLC	Corporate Disclosure	01-04-2019
Arpico Finance Company PLC	Non-Compliance of Minimum Public Holding Requirements	01-04-2019
National Development Bank PLC	Further Announcement Re: Change in Directorate	02-04-2019
Good Hope PLC	Non-Compliance of Minimum Public Holding Requirements	02-04-2019
Indo Malay PLC		
Selinsing PLC		
Shalimar (Malay) PLC		

CORPORATE DISCLOSURES/பாண்டிசை அபரவரகரகர/கட்டரணமரயிள் வெளிப்படுத்தல்கள்

COMPANY/பரகரகர/கம்பனி	SUBJECT/பெரகர/வரிடயம்	DATE/பெரகர/திகதி
Lanka Realty Investments PLC	Non-Compliance of Minimum Public Holding Requirements	02-04-2019
Browns Beach Hotels PLC		
AMW Capital Leasing and Finance PLC		
Ambeon Capital PLC		
DFCC Bank PLC	Debenture Issue	02-04-2019
Hunas Falls Hotels PLC	Non-Compliance of Corporate Governance Rules	02-04-2019
Standard Capital PLC	Corporate Disclosure	02-04-2019
Senkadagala Finance PLC	Non-Compliance of Minimum Public Holding Requirements	02-04-2019
Morison PLC	Non-Compliance of Minimum Public Holding Requirements	02-04-2019
Lankem Ceylon PLC	Related Party Transaction	02-04-2019
The Lanka Hospital Corporation PLC	Non-Compliance of Minimum Public Holding Requirements	02-04-2019
Waskaduwa Beach Resort PLC	Non-Compliance of Minimum Public Holding Requirements	03-04-2019
Aitken Spence Plantation Managements PLC		
On'ally Holdings PLC		
On'ally Holdings PLC	Change in Directorate	03-04-2019
Sathosa Motors PLC	Further Announcement Re: Change in Directorate	03-04-2019
Janashakthi PLC		
Commercial Bank of Ceylon PLC	Non-Compliance of Minimum Public Holding Requirements	03-04-2019
LOLC Finance PLC		
Commercial Leasing & Finance PLC		
Abans Finance PLC	Non-Compliance of Corporate Governance Rules	03-04-2019
Office Equipment PLC	Non-Compliance of Minimum Public Holding Requirements	03-04-2019
Ceylon Printers PLC		
Paragon Ceylon PLC		
Anilana Hotels and Properties PLC	Rights Issue (Dates)	03-04-2019
Prime Finance PLC	Non-Compliance of Minimum Public Holding Requirements	03-04-2019
MTD Walkers PLC	Corporate Disclosure	03-04-2019
Anilana Hotels and Properties PLC	Circular to Shareholders	03-04-2019
Singer Finance (Lanka) PLC	Change of Registered Address	04-04-2019
MTD Walkers PLC	Non-Compliance of Minimum Public Holding Requirements	04-04-2019

CORPORATE DISCLOSURES/சமூக அபிவிருத்தி/கூட்டாண்மையின் வெளிப்படுத்தல்கள்

COMPANY/சமூக/கம்பனி	SUBJECT/விடயம்/விடயம்	DATE/திகதி
Madulsima Plantations PLC	Non-Compliance of Minimum Public Holding Requirements	04-04-2019
Keells Food Products PLC	Annual General Meetings	04-04-2019
Trans Asia Hotels PLC		
Tea Smallholder Factories PLC		
John Keells PLC		
John Keells Hotels PLC		
Ceylon Cold Stores PLC		
Asian Hotels & Properties PLC		
John Keells Holdings PLC		
Mercantile Investments and Finance PLC		
Dunamis Capital PLC		
Kelsey Developments PLC		
Orient Finance PLC		
First Capital Holdings PLC	Non-Compliance of Minimum Public Holding Requirements	05-04-2019
Janashakthi Insurance Company PLC		

DISCLOSURES OF DEALINGS BY DIRECTORS OF LISTED COMPANIES /சமூக அபிவிருத்தி/கூட்டாண்மையின் வெளிப்படுத்தல்கள்

பட்டியல்படுத்தப்பட்ட கம்பனிகளின் இயக்குநர்களின் பரிமாற்றங்கள் தொடர்பான வெளிப்படுத்தல்கள்

COMPANY சமூக கம்பனி	NAME OF DIRECTOR அரசாங்கத்தின் அமைச்சர் இயக்குநர் பெயர்	NATURE OF THE DIRECTORSHIP அரசாங்க அமைச்சர் பதவியின் தன்மை	NATURE OF TRANSACTION அபிவிருத்தி செயல்பாடு பரிமாற்றத்தின் தன்மை	ANNOUNCEMENT RECEIVED DATE அறிவித்தல் பெற்றுக் கொள்ளப்பட்ட திகதி
Mahaweli Reach Hotels PLC	Mrs. D. L. Panabokke	Non-Executive Director	Acquisition	29-03-2019
Vidullanka PLC	Mr. R. Sangani	Managing Director	Purchase	01-04-2019
Beruwala Resorts PLC	Mr. S. Rajaratnam	Non-Executive Director	Acquisition	01-04-2019
Lee Hedges PLC	Mr. S. R. Vamadevan	Chairman /Non-Independent Executive Director	Purchase	01-04-2019
Commercial Bank of Ceylon PLC	Dr. (Mrs.) S. T. Wijehewa (Spouse of Mr. S. Swarnajothi)	Spouse of Non-Executive/Independent Director	Purchase	01-04-2019
LVL Energy PLC	Mr. A. R. Munasinghe	Non-Executive/Independent Director	Sale	02-04-2019

DISCLOSURES OF DEALINGS BY DIRECTORS OF LISTED COMPANIES / ශ්‍රී ලංකා සමාගම්වල අධ්‍යක්ෂකවරුන්ගේ ගනුදෙනු අනාවරණයන් /
பட்டியற்படுத்தப்பட்ட கம்பனிகளின் இயக்குநர்களின் பரிமாற்றங்கள் தொடர்பான வெளிப்படுத்தல்கள்

COMPANY සමාගම கம்பனி	NAME OF DIRECTOR අධ්‍යක්ෂකගේ නම இயக்குநர் பெயர்	NATURE OF THE DIRECTORSHIP අධ්‍යක්ෂක තනතුරේ ස්වභාවය இயக்குநர் பதவியின் தன்மை	NATURE OF TRANSACTION ගනුදෙනුවේ ස්වභාවය பரிமாற்றத்தின் தன்மை	ANNOUNCEMENT RECEIVED DATE නිවේදනය ලැබුනදිනය அறிவித்தல் பெற்றுக் கொள்ளப்பட்ட திகதி
Ceylon Hospitals PLC	Mr. A. E. Tudawe	Executive Directors	Purchase	03-04-2019
	Mr. U. D. Tudawe			
	Mr. S. P. Tudawe			
	Dr. A. D. P. A. Wijegoonewardene	Non-Executive Directors		
	Mr. Y. N. R. Piyasena			
Aitken Spence PLC	Deshamanya D. H. S. Jayawardena	Chairman	Acquisition	03-04-2019
	Mr. N. J. Des S. D. Aditya	Non-Independent Non-Executive Director		
LVL Energy Fund PLC	Mr. A. R. Munasinghe	Non-Executive Independent Director	Sale	03-04-2019
Aiken Spence PLC	Deshamanya D. H. S. Jayawardena	Chairman	Acquisition	03-04-2019
	Mr. N. J. De. S. D. Aditya	Non-Independent Non-Executive Director		
Dankotuwa Porcelain PLC	Mr. P. Maddumage	Non-Executive Director	Disposal	03-04-2019
Aitken Spence PLC	Deshamanya D. H. S. Jayawardena	Chairman	Acquisition	04-04-2019
	Mr. N. J. De S. D. Aditya	Non-Independent Non-Executive Director		

CHANGE OF DIRECTORATES / **අධ්‍යක්ෂක මණ්ඩල වෙනස්වීම්/இயக்குநர் சபை மாற்றங்கள்**
APPOINTMENTS/ **පත් කිරීම්/நியமனங்கள்**

NAME OF DIRECTOR අධ්‍යක්ෂකයන්ගේ නම இயக்குநர் பெயர்	DESIGNATION තනතුර புதவி	COMPANY සමාගම கம்பனி	EFFECTIVE DATE වලංගු දිනය செல்லுபடியாகும் திகதி
Mrs. N. R. Anees	Non-Executive Independent Director	Housing Development Finance Corporation Bank PLC	25-03-2019
Mr. B. R. A. Bandara	Non-Independent Non-Executive Director	Sanasa Development Bank PLC	27-03-2019
Mr. S. M. Farook	Chairman/Executive Director-Non-Independent	The Lanka Hospitals Corporation PLC	29-03-2019
Dr. A. Wijewardene	Independent-Non-Executive Directors		
Mrs. J. Gunewardena			
Ms. U. Malagamuwa			
Mr. R. A. Chandiram			
Mr. A. U. Amarasekara			
Ms. D. Sivaprakasapillai	Non-Executive Non-Independent Director	Serendib Land PLC	01-04-2019
Professor. K. A. M. K. Ransasinghe	Chairman	Sampath Bank PLC	02-04-2019
Mr. H. A. Peiris	Non-Executive/Independent Director	Hatton National Bank PLC	01-04-2019
Mr. S. A. Jain	Executive Non-Independent Director/Chief Operating Officer	Piramal Glass Ceylon PLC	01-04-2019
Mr. C. S. Devasurendra	Non-Executive Director	Colombo City Holdings PLC	01-04-2019
Mr. R. J. N. De Mel	Independent Non-Executive Director	Ceylon Tea Brokers PLC	01-04-2019
Mr. M. H. Jayasinghe	Executive Director	Hayleys Fabric PLC	01-04-2019
Mr. D. N. Daluwatte	Non-Executive Non-Independent Director	People's Merchant Finance PLC	03-04-2019
Mr. N. De Alwis	Non-Executive/ Independent Director	Pradeshiya Sanwardhana Bank	04-04-2019
Mr. K. Amarasinghe	Executive Director		

RESIGNATIONS / ஒலீலா அபீலீதி/ இராஜினாமாக்கள்

NAME OF DIRECTOR அධ්‍යක්ෂகளை නම இயக்குநர் பெயர்	DESIGNATION නනතුර புதவி	COMPANY සමාගම கம்பனி	EFFECTIVE DATE වලංගු දිනය செல்லுபடியாகும் திகதி
Mr. N. V. N. Ramsai	Non-Executive Director	Lanka IOC PLC	28-02-2019
Mr. S. Wadood	Independent Non-Executive Directors	The Lanka Hospitals Corporation PLC	13-03-2019
Mr. H. A. C. Siriwardena			27-03-2019
Dr. S. Paranavitane			27-03-2019
Mr. N. J. Munasinghe			27-03-2019
Ven. T. P. Thero			28-03-2019
Dr. A. Abeywickrama			29-03-2019
Mr. A. Ahmad			Non-Executive Non-Independent Director
Mr. K. B. Kotagama	Independent Non-Executive Director	The Lanka Hospitals Corporation PLC	30-03-2019
Mr. S. Datta	Non-Executive/ Non-Independent Director	Piramal Glass Ceylon PLC	20-03-2019
Mr. C. P. P. G. Hapudeniya	Independent Director	Mercantile Shipping Company PLC	31-03-2019
Mr. A. Rajaratnam	Non- Executive Director	Lankem Ceylon PLC	31-03-2019
Mr. Amrit. Rajaratnam	Alternate Director to Mr. Alagarajah Rajaratnam		
Mr. Alagarajah Rajaratnam	Non-Executive Director	Sigiriya Village Hotels PLC	31-03-2019
Mr. A. Rajaratnam	Alternate Director to Mr. Alagarajah Rajaratnam		
Mr. Alagarajah Rajaratnam	Non- Executive Director	Beruwala Resorts PLC	31-03-2019
Mr. A. Rajaratnam	Alternate Director to Mr. Alagarajah Rajaratnam		
Mr. Alagarajah Rajaratnam	Non- Executive Director	Marawila Resorts PLC	31-03-2019
Mr. A. Rajaratnam	Alternate Director to Mr. Alagarajah Rajaratnam		
Mr. S. K. Tiwari*	Executive Director/ Chief Executive Director	Piramal Glass Ceylon PLC	31-03-2019
Mr. G. S. Jadeja	Director	Commercial Bank of Ceylon PLC	01-04-2019
Ms. C. S. Lin	Non-Independent Non-Executive Director	Union Bank of Colombo PLC	05-04-2019
Ms. Y. S. Woon	Alternate Director to Ms. C. S. Lin		

*Mr. S. K. Tiwari will remain in the Board as a Non-Executive Non-Independent Director.

Price changes during the week 01-04-2019 to 05-04-2019

සතිය තුළ මිල වෙනස්වීම්

වාර්තා කළ හැකි විවිධ අයුතුකම්

Company Name	Prv. Week's Close Price (Rs.)	Cur. Week's Close Price (Rs.)	Highest Price (Rs.)	Lowest Price (Rs.)	Change in Price During the week (Rs.)	Trade Volume (No.)	Share Volume (No.)	Turnover (Rs.)	52 Week Highest Price (Rs.)	52 Week Lowest Price (Rs.)
සමාගමේ නම	පෙර සතියේ සමාජන මිල	මේ සතියේ සමාජන මිල	ඉහළම මිල	පහළම මිල	සතිය තුළදී මිල වෙනස් වීම	ගනුදෙනු ප්‍රමාණය	කොටස් ප්‍රමාණය	පිරිවැටුම	සති 52 තුළ ඉහළම මිල	සති 52 තුළ අවම මිල
කම්පනි பெயர்	முன்னைய வார இறுதி நிறைவு விலை	இவ்வார இறுதி நிறைவு விலை	உயர்ந்த விலை	குறைந்த விலை	வாரத்தின் விலை அசைவு	வியாபார அளவுகள்	பங்குகளின் அளவு	புரள்வு	52வார உயர் விலை	52வார குறைந்த விலை

BANKS FINANCE AND INSURANCE

MAIN BOARD

ALLIANCE	53.60	50.70	53.90	50.60	(2.90)	51	11,070	565,041.20	72.50	50.00
AMANA BANK	2.80	2.80	3.00	2.80	0.00	28	462,174	1,295,294.50	3.60	2.80
ASIA ASSET	8.40	7.60	8.30	7.60	(0.80)	69	42,699	327,799.90	9.00	0.80
CDB	77.10	79.60	79.90	77.00	2.50	27	4,549	355,647.60	94.00	76.10
CDB[NON-VOTING]	61.10	61.50	62.30	61.00	0.40	60	25,798	1,588,270.10	82.50	61.00
CENTRAL FINANCE	84.50	90.10	90.10	84.90	5.60	48	59,691	5,329,813.70	108.90	80.10
CEYLINCO INS.	2,123.60	2,123.60	2,119.00	2,115.00	0.00	4	15	31,732.90	2,125.00	0.00
CEYLINCO INS.[NON-VOTING]	900.40	900.40	959.00	901.00	0.00	9	19	17,566.80	1,078.80	900.00
COMMERCIAL BANK	98.70	100.00	103.00	99.00	1.30	205	624,764	62,737,563.30	138.50	97.00
COMMERCIAL BANK[NON-VOTING]	84.00	84.90	90.00	84.00	0.90	66	14,076	1,194,396.20	108.90	84.00
DFCC BANK PLC	70.00	71.20	77.00	69.80	1.20	63	21,011	1,501,898.40	119.00	69.50
FIRST CAPITAL	23.10	24.20	25.00	23.00	1.10	42	22,291	529,211.00	33.00	20.40
HDFC	23.00	23.80	25.90	22.00	0.80	35	4,651	104,823.90	36.50	22.00
HNB	175.00	178.00	185.00	174.00	3.00	100	2,122,573	374,630,688.40	252.90	173.50
HNB[NON-VOTING]	147.00	143.00	149.90	140.00	(4.00)	34	3,671	528,865.10	192.00	140.00
HNB ASSURANCE	115.70	120.40	121.90	116.10	4.70	82	14,815	1,774,241.70	143.90	83.00
JANASHAKTHI INS.	26.60	26.70	27.00	25.70	0.10	100	109,533	2,836,114.00	31.50	20.00
L O L C HOLDINGS	88.90	94.90	95.00	88.80	6.00	50	459,742	41,384,195.40	138.00	82.40
LANKA VENTURES	38.90	40.00	40.00	37.00	1.10	23	12,019	474,491.30	48.40	35.70
LB FINANCE	120.10	128.00	129.00	120.00	7.90	134	30,144	3,834,704.40	129.90	110.00
NAT. DEV. BANK	94.20	95.50	97.00	93.00	1.30	116	24,830	2,365,610.90	138.00	92.00
NATION LANKA	0.60	0.60	0.60	0.50	0.00	33	381,517	194,297.50	1.00	0.50
NATIONS TRUST	89.90	90.50	94.80	87.00	0.60	50	338,682	30,471,718.50	94.80	80.00
PAN ASIA	12.90	13.00	13.80	12.70	0.10	44	35,232	455,554.50	16.50	12.30
PEOPLE'S INS	19.70	18.50	18.90	18.20	(1.20)	45	17,359	322,752.30	24.00	18.20
PEOPLES LEASING	13.40	13.70	14.20	13.30	0.30	110	418,583	5,723,551.00	17.30	12.90
S M B LEASING	0.40	0.40	0.50	0.30	0.00	71	2,113,091	827,010.20	0.70	0.30
S M B LEASING[NON-VOTING]	0.30	0.30	0.30	0.20	0.00	13	343,612	86,583.40	0.30	0.20
SAMPATH	180.10	170.00	174.90	165.00	(10.10)	715	1,290,627	218,215,425.40	319.50	165.00
SANASA DEV. BANK	60.00	62.00	64.90	59.00	2.00	191	71,151	4,307,747.00	110.00	59.00
SEYLAN BANK	62.80	64.00	69.90	60.00	1.20	75	75,291	4,798,583.10	90.00	56.00
SEYLAN BANK[NON-VOTING]	35.90	39.80	41.50	35.10	3.90	214	248,970	9,751,825.70	59.00	35.10
SINGER FINANCE	12.60	13.50	13.60	13.00	0.90	23	24,539	326,015.90	16.40	12.50
UNION BANK	11.00	11.20	11.50	11.00	0.20	97	3,061,401	34,588,523.60	15.80	10.70
VALLIBEL FINANCE	65.70	67.00	69.90	64.00	1.30	25	12,692	852,457.40	72.50	60.00

DIRI SAVI BOARD

AMANA LIFE	8.70	9.10	9.20	8.40	0.40	12	9,942	84,063.70	13.50	1.10
AMANA TAKAFUL	5.50	5.50	6.30	5.40	0.00	26	20,187	110,632.80	9.40	0.70
AMF CO LTD	441.00	441.00	518.00	413.00	0.00	10	92	40,898.00	750.00	350.00
ARPICO INSURANCE	17.90	17.70	17.80	16.90	(0.20)	9	7,382	130,441.60	20.00	16.20
BIMPUTH FINANCE	28.00	27.00	28.30	27.00	(1.00)	26	76,186	2,152,421.20	44.00	26.50
COM.CREDIT	27.30	27.00	28.50	27.00	(0.30)	13	1,058	29,362.00	45.00	0.00
DIALOG FINANCE	35.50	38.50	41.60	37.90	3.00	18	1,148	44,172.40	78.70	28.60
DIALOG FINANCE[RIGHTS]	16.20	0.10	0.10	0.10	(16.10)	1	56	5.60	34.00	0.10
MULTI FINANCE	17.30	18.40	18.50	16.50	1.10	92	44,056	773,512.20	21.00	9.20
ORIENT FINANCE	13.00	13.00	13.70	12.80	0.00	310	174,176	2,302,009.30	19.50	10.50
PRIME FINANCE	17.00	18.20	18.50	15.20	1.20	12	3,424	62,129.80	24.00	14.40
SOFTLOGIC CAP	5.50	5.30	5.50	5.30	(0.20)	11	10,006	54,032.80	6.50	5.00
SOFTLOGIC FIN	21.60	23.00	23.00	21.70	1.40	5	1,129	24,629.60	37.00	18.00
Softlogic Life	31.50	34.10	35.00	32.50	2.60	69	15,778	524,647.80	50.40	21.50
UNION ASSURANCE	299.60	299.00	315.00	298.80	(0.60)	26	2,832	847,331.10	364.00	149.10

WATCH LIST

ABANS FINANCIAL	15.60	16.50	16.90	15.50	0.90	77	13,508	220,147.70	25.50	14.50
-----------------	-------	-------	-------	-------	------	----	--------	------------	-------	-------

Price changes during the week 01-04-2019 to 05-04-2019

29

සති සතුව මිල වෙනස්වීම්

வாரத்துக்கான விலை அசைவுகள்

Company Name	Prv. Week's Close Price (Rs.)	Cur. Week's Close Price (Rs.)	Highest Price (Rs.)	Lowest Price (Rs.)	Change in Price During the week (Rs.)	Trade Volume (No.)	Share Volume (No.)	Turnover (Rs.)	52 Week Highest Price (Rs.)	52 Week Lowest Price (Rs.)
සමාගමේ නම	පෙර සතියේ සමාජිත මිල	මේ සතියේ සමාජිත මිල	ඉහළම මිල	පහළම මිල	සති සතුව මිල වෙනස් වීම	ගනුදෙනු ප්‍රමාණය	කොටස් ප්‍රමාණය	පිරිවැටුම	සති 52 තුළ ඉහළම මිල	සති 52 තුළ අවම මිල
கம்பனி பெயர்	முன்னைய வார இறுதி நிறைவு விலை	இவ்வார இறுதி நிறைவு விலை	உயர்ந்த விலை	குறைந்த விலை	வாரத்தின் விலை அசைவு	வியாபார அளவுகள்	பங்குகளின் அளவு	புரள்வு	52வார உயர் விலை	52வார குறைந்த விலை

BANKS FINANCE AND INSURANCE

WATCH LIST

ARPICO	154.00	160.00	160.00	155.30	6.00	9	202	32,275.20	200.00	140.00
ASIA CAPITAL	5.80	6.10	6.10	5.40	0.30	53	28,286	165,434.70	9.00	5.30
COMM LEASE & FIN	2.60	2.50	2.70	2.40	(0.10)	27	11,821	29,040.30	3.00	1.90
LOLC DEV FINANCE	36.00	39.90	41.90	30.70	3.90	14	1,124	40,097.50	84.00	27.00
LOLC FINANCE	3.10	3.30	3.40	3.00	0.20	80	161,871	520,767.40	4.20	3.00
MERCHANT BANK	10.40	9.70	10.70	9.70	(0.70)	268	319,384	3,200,832.80	14.00	7.40
PEOPLE'S MERCH	9.20	9.40	9.60	9.10	0.20	8	2,253	20,863.50	13.50	8.20
SINHAPUTHRA FIN	9.50	9.90	10.40	9.40	0.40	36	32,032	314,159.90	12.80	7.50
TRADE FINANCE	50.00	50.00	53.00	50.00	0.00	11	5,221	261,675.60	75.00	41.00

BEVERAGE FOOD AND TOBACCO

MAIN BOARD

BAIRAHA FARMS	114.80	121.70	124.00	113.00	6.90	33	5,075	607,015.90	140.00	110.00
CARGILLS	200.00	200.00	203.90	200.00	0.00	13	416	83,320.80	209.90	190.00
CEYLON TOBACCO	1,339.90	1,310.00	1,360.00	1,310.00	(29.90)	26	1,639	2,168,454.60	1,500.00	0.00
COLD STORES	575.00	575.00	639.90	563.00	0.00	29	7,978	4,585,424.50	1,000.00	515.00
CONVENIENCE FOOD	399.60	399.60	399.80	399.00	0.00	2	2	798.80	570.00	300.00
LION BREWERY	555.00	584.40	590.00	553.00	29.40	13	360	203,890.00	679.00	0.00
LMF	110.00	109.50	110.00	109.50	(0.50)	18	2,492	272,927.50	177.90	108.50
NESTLE	1,624.60	1,629.00	1,650.00	1,600.10	4.40	14	499	810,331.90	1,849.90	0.00
RENUKA AGRI	2.00	2.10	2.20	1.90	0.10	73	226,170	459,852.30	2.50	1.80
RENUKA FOODS	13.10	14.80	15.90	14.00	1.70	29	48,464	729,766.00	17.90	10.50
RENUKA FOODS[NON-VOTING]	10.00	11.10	11.80	10.10	1.10	26	1,349	14,628.50	15.80	8.00
TEA SMALLHOLDER	24.10	26.00	26.00	24.00	1.90	12	1,116	27,216.80	37.50	18.90
THREE ACRE FARMS	98.30	98.20	98.50	95.00	(0.10)	35	1,849	178,943.40	120.00	0.00

DIRI SAVI BOARD

CEYLON BEVERAGE	825.00	846.90	850.00	780.00	21.90	8	289	235,896.80	899.90	600.00
DILMAH CEYLON	619.90	598.60	600.00	542.10	(21.30)	4	112	66,533.00	630.00	530.00
HARISCHANDRA	1,388.90	1,607.00	1,687.00	1,411.00	218.10	19	418	649,874.40	1,749.90	1,057.10
KEELLS FOOD	124.80	124.90	125.00	122.10	0.10	7	1,869	232,768.90	149.90	121.00
RAIGAM SALTERNS	1.90	1.90	2.00	1.90	0.00	19	29,777	56,689.00	2.50	1.80

WATCH LIST

DISTILLERIES	14.50	15.00	15.50	14.50	0.50	29	8,682	127,181.10	35.00	14.30
HVA FOODS	2.90	2.90	3.10	2.90	0.00	71	73,815	215,975.50	6.90	1.80
KOTMALE HOLDINGS	230.00	182.10	187.50	182.10	(47.90)	8	238	43,631.00	250.00	150.00

CONSTRUCTION AND ENGINEERING

MAIN BOARD

ACCESS ENG SL	13.00	13.30	13.50	12.90	0.30	498	4,231,680	55,165,312.30	21.00	12.70
DOCKYARD	53.00	55.00	57.00	52.30	2.00	14	1,621	88,054.80	89.90	50.50
LANKEM DEV.	3.40	3.70	3.80	3.30	0.30	431	3,187,425	11,482,873.80	7.80	3.20

CHEMICALS AND PHARMACEUTICALS

MAIN BOARD

CHEMANEX	59.00	58.90	59.00	58.60	(0.10)	3	100	5,894.70	69.00	45.00
CIC	38.50	38.00	39.40	37.90	(0.50)	25	4,492	172,630.00	60.00	36.00
CIC[NON-VOTING]	25.60	29.00	29.00	27.00	3.40	34	20,588	558,124.00	43.00	25.10
HAYCARB	127.00	130.00	130.00	128.10	3.00	4	1,943	252,496.90	154.90	119.10
MULLERS	0.60	0.60	0.70	0.60	0.00	12	19,205	11,523.20	1.00	0.50
UNION CHEMICALS	400.00	400.00	380.00	310.00	0.00	3	23	7,200.00	499.00	300.00

DIRI SAVI BOARD

LANKEM CEYLON	22.00	21.50	23.90	20.50	(0.50)	10	1,609	33,845.90	44.90	18.10
---------------	-------	-------	-------	-------	--------	----	-------	-----------	-------	-------

WATCH LIST

INDUSTRIAL ASPH.	371.00	395.00	395.00	395.00	24.00	3	200	79,000.00	410.00	273.90
------------------	--------	--------	--------	--------	-------	---	-----	-----------	--------	--------

Price changes during the week 01-04-2019 to 05-04-2019

30

සතිය තුළ මිල වෙනස්වීම්

வாரத்துக்கான விலை அசைவுகள்

Company Name	Prv. Week's Close Price (Rs.)	Cur. Week's Close Price (Rs.)	Highest Price (Rs.)	Lowest Price (Rs.)	Change in Price During the week(Rs.)	Trade Volume (No.)	Share Volume (No.)	Turnover (Rs.)	52 Week Highest Price(Rs.)	52 Week Lowest Price(Rs.)
සමාගමේ නම	පෙර සතියේ සමාජන මිල	මේ සතියේ සමාජන මිල	ඉහළම මිල	පහළම මිල	සතිය තුළදී මිල වෙනස් වීම	ගනුදෙනු ප්‍රමාණය	කොටස් ප්‍රමාණය	පිරිවැටුම	සති 52 තුළ ඉහළම මිල	සති 52 තුළ අවම මිල
கம்பனி பெயர்	முன்னைய வார இறுதி நிறைவு விலை	இவ்வார இறுதி நிறைவு விலை	உயர்ந்த விலை	குறைந்த விலை	வாரத்தின் விலை அசைவு	வியாபார அளவுகள்	பங்குகளின் அளவு	புரள்வு	52வார உயர் விலை	52வார குறைந்த விலை

CHEMICALS AND PHARMACEUTICALS

WATCH LIST

MORISONS	652.30	652.30	670.00	620.00	0.00	3	12	7,520.00	799.00	500.00
MORISONS[NON-VOTING]	424.50	500.00	500.10	480.00	75.50	28	616	305,485.70	664.00	380.00

DIVERSIFIED HOLDINGS

MAIN BOARD

AITKEN SPENCE	41.00	45.00	45.00	41.00	4.00	135	170,124	7,113,887.80	56.50	40.00
C T HOLDINGS	162.90	165.00	175.50	165.00	2.10	3	147	24,615.00	189.00	145.00
CARSONS	160.00	155.00	165.00	155.00	(5.00)	18	7,292	1,157,243.60	199.00	137.20
DUNAMIS CAPITAL	30.30	30.00	32.00	28.10	(0.30)	21	2,145	64,763.60	45.00	17.00
EXPOLANKA	4.00	4.10	4.20	4.00	0.10	67	136,041	558,026.10	5.10	3.80
FORT LAND	13.50	14.20	14.20	13.20	0.70	23	26,790	374,595.00	20.90	12.70
HAYLEYS	168.00	169.00	175.00	169.00	1.00	116	136,591	23,232,491.70	227.00	167.00
HEMAS HOLDINGS	75.00	74.70	79.50	74.50	(0.30)	86	1,360,376	101,489,292.70	127.00	73.50
JKH	156.00	154.00	156.00	152.50	(2.00)	206	5,724,700	887,214,266.10	164.80	126.00
MELSTACORP	36.00	38.10	39.50	36.00	2.10	51	18,964	707,490.90	62.90	0.00
RICHARD PIERIS	9.20	9.20	9.30	9.10	0.00	64	76,690	705,939.50	12.90	9.00
SOFTLOGIC	16.00	16.00	16.40	15.50	0.00	109	122,337	1,962,667.90	25.80	15.50
SUNSHINE HOLDING	47.00	49.50	49.50	42.00	2.50	7	2,520	124,665.00	60.00	42.00

DIRI SAVI BOARD

BROWNS INVSTMNTS	1.50	1.60	1.70	1.50	0.10	53	69,009	111,137.30	3.40	1.50
VALLIBEL ONE	14.30	15.00	16.00	14.30	0.70	90	145,463	2,139,137.70	23.60	13.90

WATCH LIST

AMBEON CAPITAL	3.70	4.00	4.00	3.70	0.30	16	6,006	23,041.80	5.90	3.20
----------------	------	------	------	------	------	----	-------	-----------	------	------

FOOTWEAR AND TEXTILES

MAIN BOARD

HAYLEYS FABRIC	8.50	9.00	9.30	8.50	0.50	116	191,453	1,715,194.60	13.70	8.40
----------------	------	------	------	------	------	-----	---------	--------------	-------	------

WATCH LIST

ODEL PLC	26.10	26.00	27.80	24.60	(0.10)	23	4,025	103,597.20	32.50	22.10
----------	-------	-------	-------	-------	--------	----	-------	------------	-------	-------

HOTELS AND TRAVELS

MAIN BOARD

A.SPEN.HOT.HOLD.	23.70	25.00	27.00	23.10	1.30	80	40,773	1,041,823.90	33.50	21.00
AHOT PROPERTIES	41.90	44.90	45.00	41.00	3.00	52	8,685	372,272.40	55.00	34.80
AMAYA LEISURE	37.20	40.00	40.00	36.50	2.80	25	14,088	531,226.00	60.00	35.00
CITRUS LEISURE	4.20	4.30	4.30	3.90	0.10	55	49,733	201,355.90	8.00	3.80
DOLPHIN HOTELS	26.50	25.70	25.70	25.70	(0.80)	1	100	2,570.00	29.90	23.00
HOTEL SIGIRIYA	59.10	58.60	59.50	58.00	(0.50)	24	2,237	132,224.80	74.00	45.00
HOTELS CORP.	9.20	10.10	10.20	9.30	0.90	47	21,644	211,259.90	16.50	8.00
HUNAS FALLS	180.00	219.80	225.00	183.00	39.80	70	2,968	620,675.90	225.00	62.00
KANDY HOTELS	4.50	4.50	4.80	4.40	0.00	19	21,479	97,504.70	5.70	4.40
KINGSBURY	12.80	13.60	14.00	13.10	0.80	159	82,367	1,128,970.80	18.90	12.00
RENUKA CITY HOT.	250.00	230.60	245.00	230.00	(19.40)	4	146	33,670.00	331.70	210.00
SIGIRIYA VILLAGE	46.70	46.00	46.00	43.60	(0.70)	5	698	32,100.80	48.50	37.00
TANGERINE	40.60	45.00	45.00	40.00	4.40	10	3,031	136,230.60	48.50	34.20

DIRI SAVI BOARD

BANSEI RESORTS	6.60	6.70	7.30	6.70	0.10	44	21,441	148,769.10	7.30	4.10
BERUWALA RESORTS	0.60	0.70	0.70	0.50	0.10	31	57,993	32,474.10	0.90	0.50
CITRUS HIKKADUWA	3.70	3.70	3.80	3.40	0.00	12	7,186	26,543.50	7.90	3.20
CITRUS WASKADUWA	2.30	2.10	2.40	2.10	(0.20)	16	9,747	20,939.50	3.80	1.80
EDEN HOTEL LANKA	13.50	13.20	13.40	11.70	(0.30)	10	2,774	36,908.60	18.40	10.00
FORTRESS RESORTS	10.00	11.30	13.20	10.00	1.30	351	786,461	9,503,931.70	13.20	8.60
GALADARI	6.80	7.00	7.20	6.80	0.20	18	12,154	85,615.50	9.40	6.20
JETWING SYMPHONY	9.70	9.70	11.70	11.00	0.00	2	2	22.70	15.00	0.00

Price changes during the week 01-04-2019 to 05-04-2019

සහිත තුළ මිල වෙනස්වීම්

වාර්ෂිකව පවතින විවිධ අවස්ථාවන්

Company Name	Prv. Week's Close Price (Rs.)	Cur. Week's Close Price (Rs.)	Highest Price (Rs.)	Lowest Price (Rs.)	Change in Price During the week (Rs.)	Trade Volume (No.)	Share Volume (No.)	Turnover (Rs.)	52 Week Highest Price (Rs.)	52 Week Lowest Price (Rs.)
සමාගමේ නම	පෙර සතියේ සමාජන මිල	මේ සතියේ සමාජන මිල	ඉහළම මිල	පහළම මිල	සතිය තුළදී මිල වෙනස් වීම	ගනුදෙනු ප්‍රමාණය	කොටස් ප්‍රමාණය	පිරිවැටුම	සති 52 තුළ ඉහළම මිල	සති 52 තුළ අවම මිල
කම්පනි பெயர்	முன்னைய வார இறுதி நிறைவு விலை	இவ்வார இறுதி நிறைவு விலை	உயர்ந்த விலை	குறைந்த விலை	வாரத்தின் விலை அசைவு	வியாபார அளவுகள்	பங்குகளின் அளவு	புரள்வு	52வார உயர் விலை	52வார குறைந்த விலை

HOTELS AND TRAVELS

DIRI SAVI BOARD

KEELLS HOTELS	7.50	7.50	7.90	7.30	0.00	45	46,161	352,960.20	10.10	7.20
LIGHTHOUSE HOTEL	25.60	25.30	27.30	25.30	(0.30)	3	1,002	25,354.30	42.00	25.00
MAHAWELI REACH	13.60	13.40	13.50	12.50	(0.20)	19	1,064	13,743.50	18.40	12.50
MARAWILA RESORTS	1.60	1.50	1.60	1.50	(0.10)	26	150,168	227,017.30	2.50	1.50
NUWARA ELIYA	1,250.00	1,250.00	1,249.90	1,010.00	0.00	4	12	14,406.50	1,300.00	891.00
PALM GARDEN HOTEL	18.50	21.50	22.70	16.50	3.00	21	3,811	76,836.40	27.80	16.50
PEGASUS HOTELS	24.00	25.40	25.50	24.20	1.40	13	805	20,251.60	33.00	20.00
RAMBODA FALLS	19.00	19.00	19.00	19.00	0.00	4	100	1,900.00	22.20	15.90
RENUKA HOTELS	45.00	47.00	48.00	47.00	2.00	8	225	10,600.00	85.00	35.00
ROYAL PALMS	16.10	16.00	16.40	16.00	(0.10)	7	8,603	140,079.10	19.80	14.00
SERENDIB HOTELS	15.90	15.80	15.80	15.70	(0.10)	5	830	13,081.00	20.10	13.50
SERENDIB HOTELS[NON-VOTING]	12.60	13.50	13.50	13.00	0.90	31	86,171	1,163,271.00	18.00	10.00
TAL LANKA	9.40	10.00	11.00	9.40	0.60	35	15,439	152,322.10	17.50	9.10
TRANS ASIA	76.40	77.00	77.00	67.80	0.60	21	426	31,225.70	95.00	67.50

WATCH LIST

ANILANA HOTELS	0.80	0.90	0.90	0.70	0.10	23	39,446	29,700.10	1.50	0.70
BROWNS BEACH	11.60	11.90	12.40	11.50	0.30	21	1,534	17,966.20	17.40	11.00

HEALTH CARE

MAIN BOARD

ASIRI	20.20	20.00	21.00	20.00	(0.20)	55	157,791	3,187,102.40	27.00	19.50
ASIRI SURG	9.50	9.50	9.70	9.50	0.00	44	29,025	275,739.20	10.80	8.90
DURDANS	72.30	72.30	72.40	70.10	0.00	7	2,754	198,970.50	87.00	68.50
DURDANS[NON-VOTING]	67.60	67.60	68.00	68.00	0.00	2	30	2,040.00	76.00	54.20
NAWALOKA	4.20	4.30	4.30	4.10	0.10	26	16,863	69,538.90	4.80	4.10

DIRI SAVI BOARD

SINGHE HOSPITALS	1.30	1.30	1.30	1.30	0.00	11	14,048	18,262.40	1.80	1.10
------------------	------	------	------	------	------	----	--------	-----------	------	------

WATCH LIST

LANKA HOSPITALS	43.70	44.20	47.00	44.00	0.50	9	706	31,270.40	60.00	39.00
-----------------	-------	-------	-------	-------	------	---	-----	-----------	-------	-------

INVESTMENT TRUSTS

MAIN BOARD

CEYLON GUARDIAN	61.80	66.00	66.00	62.80	4.20	12	1,852	119,984.00	99.80	61.00
CEYLON INV.	36.50	36.00	38.00	35.00	(0.50)	16	1,342	48,238.20	47.70	33.00
LANKA REALTY	23.90	26.00	26.90	24.00	2.10	48	15,831	409,902.10	39.50	18.00
LEE HEDGES	70.00	75.00	75.00	75.00	5.00	4	6,121	459,075.00	88.80	54.30
RENUKA HOLDINGS	13.40	15.00	15.40	13.50	1.60	70	68,988	1,022,358.40	21.50	12.60
RENUKA HOLDINGS[NON-VOTING]	9.00	10.20	10.20	9.00	1.20	22	8,737	83,217.10	16.00	8.80

DIRI SAVI BOARD

AMBEON HOLDINGS	9.20	9.80	9.80	9.10	0.60	45	61,128	579,647.10	12.00	8.60
GUARDIAN CAPITAL	20.30	20.00	21.90	18.20	(0.30)	23	1,634	32,107.30	30.50	17.50

INFORMATION TECHNOLOGY

DIRI SAVI BOARD

E - CHANNELLING	4.00	4.20	4.40	4.00	0.20	35	28,020	112,520.80	6.10	3.80
-----------------	------	------	------	------	------	----	--------	------------	------	------

LAND AND PROPERTY

MAIN BOARD

CARGO BOAT	61.00	61.00	64.60	63.80	0.00	2	4	256.80	89.70	52.00
COLOMBO LAND	11.80	12.40	12.40	11.90	0.60	20	37,335	447,742.00	20.50	11.10
KELSEY	25.10	26.70	26.80	24.00	1.60	9	230	5,901.00	43.00	20.00
ON'ALLY	100.00	100.00	100.10	100.00	0.00	5	760	76,000.80	118.80	55.00
OVERSEAS REALTY	16.40	15.40	15.40	14.60	(1.00)	48	13,216	199,862.80	18.00	14.60
R I L PROPERTY	6.40	6.10	7.00	6.00	(0.30)	75	78,784	489,798.90	7.70	6.00

Price changes during the week 01-04-2019 to 05-04-2019

සඟිය තුළ මිල වෙනස්වීම්

වාර්ෂිකව පවතින විවිධ අවස්ථාවන්

Company Name	Prv. Week's Close Price (Rs.)	Cur. Week's Close Price (Rs.)	Highest Price (Rs.)	Lowest Price (Rs.)	Change in Price During the week (Rs.)	Trade Volume (No.)	Share Volume (No.)	Turnover (Rs.)	52 Week Highest Price (Rs.)	52 Week Lowest Price (Rs.)
සමාගමේ නම	පෙර සතියේ සමාජන මිල	මේ සතියේ සමාජන මිල	ඉහළම මිල	පහළම මිල	සඟිය තුළදී මිල වෙනස් වීම	ගනුදෙනු ප්‍රමාණය	කොටස් ප්‍රමාණය	පිරිවැටුම	සති 52 තුළ ඉහළම මිල	සති 52 තුළ අවම මිල
කම්පනි பெயர்	முன்னைய வார இறுதி நிறைவு விலை	இவ்வார இறுதி நிறைவு விலை	உயர்ந்த விலை	குறைந்த விலை	வாரத்தின் விலை அசைவு	வியாபார அளவுகள்	பங்குகளின் அளவு	புரள்வு	52வார உயர் விலை	52வார குறைந்த விலை

LAND AND PROPERTY

MAIN BOARD

SEYLAN DEVTS	10.00	10.10	10.30	9.80	0.10	90	48,464	486,678.10	13.80	9.80
--------------	-------	-------	-------	------	------	----	--------	------------	-------	------

DIRI SAVI BOARD

C T LAND	28.40	29.90	30.00	27.50	1.50	36	29,669	853,555.60	33.90	26.10
MILLENNIUM HOUSE	7.00	7.70	7.80	7.00	0.70	22	4,592	35,210.50	11.60	6.00
SERENDIB ENG.GRP	6.70	7.00	7.50	6.80	0.30	33	20,849	143,993.50	10.10	6.00

WATCH LIST

COMMERCIAL DEV.	70.10	71.50	72.00	71.50	1.40	6	632	45,208.50	80.00	66.20
EAST WEST	17.50	17.40	18.30	17.30	(0.10)	614	835,598	14,900,281.70	20.50	11.90
PDL	116.00	116.00	116.10	116.00	0.00	9	2,040	236,648.00	133.00	100.10

MANUFACTURING

MAIN BOARD

ABANS	52.00	54.60	55.00	51.80	2.60	20	715	38,202.90	95.00	51.00
ACL	32.30	32.70	34.00	32.50	0.40	131	309,818	10,226,127.40	43.90	32.00
ACL PLASTICS	78.80	81.00	81.50	78.80	2.20	19	451	36,117.80	131.00	67.00
ACME	3.50	3.50	3.70	3.30	0.00	78	188,383	685,057.90	7.10	3.10
BLUE DIAMONDS	0.40	0.40	0.50	0.40	0.00	8	43,115	17,247.00	1.00	0.40
BLUE DIAMONDS[NON-VOTING]	0.30	0.20	0.30	0.20	(0.10)	44	377,209	75,494.10	0.40	0.20
CENTRAL IND.	28.20	29.70	30.00	28.50	1.50	29	41,969	1,216,995.00	40.00	26.00
CHEVRON	62.60	63.70	64.50	62.00	1.10	131	34,306	2,154,070.60	107.00	62.00
DANKOTUWA PORCEL	5.30	6.00	6.00	5.30	0.70	319	1,320,713	7,490,586.60	7.70	5.20
DIPPED PRODUCTS	78.00	82.00	85.00	80.00	4.00	18	5,750	467,414.50	99.10	66.20
GRAIN ELEVATORS	52.10	54.10	56.90	52.00	2.00	98	61,056	3,346,424.60	73.20	50.20
HAYLEYS FIBRE	85.70	92.90	94.00	87.50	7.20	128	16,081	1,464,868.20	110.00	60.00
KELANI CABLES	67.40	68.10	73.00	68.00	0.70	12	800	57,334.50	100.00	67.10
KELANI TYRES	30.90	33.00	33.80	31.80	2.10	49	15,139	494,013.50	48.90	30.00
LANKA ALUMINIUM	54.40	58.90	59.70	44.30	4.50	19	345	18,895.80	70.00	44.30
LANKA TILES	70.00	70.00	70.00	68.00	0.00	16	14,023	981,275.00	106.50	63.00
LANKA WALLTILE	60.00	60.00	63.90	59.90	0.00	62	41,459	2,499,208.80	100.00	55.00
LAXAPANA	10.80	10.50	10.90	10.00	(0.30)	25	17,419	175,097.90	13.00	9.40
PIRAMAL GLASS	3.50	3.40	3.50	3.40	(0.10)	100	844,193	2,872,316.50	6.00	3.30
PRINTCARE PLC	33.00	33.00	33.00	30.00	0.00	5	720	22,310.00	37.90	23.50
REGNIS	62.60	65.00	66.90	62.00	2.40	30	1,703	108,925.70	104.00	60.00
ROYAL CERAMIC	59.00	62.00	62.90	59.50	3.00	173	194,501	11,690,969.20	109.50	58.00
SAMSON INTERNAT.	97.90	97.90	96.40	82.50	0.00	2	52	4,317.80	118.70	74.00
SWISSTEK	34.80	35.60	36.00	34.90	0.80	52	33,907	1,208,282.60	61.90	31.80
TEEJAY LANKA	30.40	31.50	32.00	30.00	1.10	68	75,029	2,319,181.50	35.20	27.60
TOKYO CEMENT	20.70	22.00	23.00	20.20	1.30	147	178,097	3,886,255.30	59.90	20.00
TOKYO CEMENT[NON-VOTING]	18.50	19.10	19.80	17.90	0.60	86	53,333	994,924.30	49.80	17.50
UNISYST	13.50	14.30	14.40	12.70	0.80	15	729	10,224.60	23.20	12.50

DIRI SAVI BOARD

AGSTAR PLC	4.00	4.30	4.30	3.80	0.30	4	2,501	10,743.80	5.10	3.20
ALUMEX PLC	10.00	9.80	10.00	9.00	(0.20)	313	887,280	8,453,161.90	18.00	9.00
BOGALA GRAPHITE	12.20	12.30	12.40	12.20	0.10	13	1,249	15,358.20	15.70	12.00
BPPL HOLDINGS	9.90	10.20	10.30	9.90	0.30	7	1,150	11,727.50	13.50	9.80
LANKA CERAMIC	139.90	139.90	139.90	135.00	0.00	2	53	7,400.00	178.00	129.20
RICH PIERIS EXP	212.00	211.50	219.50	210.00	(0.50)	90	13,583	2,893,323.90	248.00	160.00
SINGER IND.	58.00	62.00	62.00	55.00	4.00	22	6,357	376,273.50	175.00	47.20

WATCH LIST

SIERRA CABL	1.60	1.70	1.80	1.60	0.10	136	878,290	1,458,497.60	2.40	1.50
-------------	------	------	------	------	------	-----	---------	--------------	------	------

MOTORS

MAIN BOARD

Price changes during the week 01-04-2019 to 05-04-2019

සතිය තුළ මිල වෙනස්වීම්

வாரத்துக்கான விலை அசைவுகள்

Company Name	Prv. Week's Close Price (Rs.)	Cur. Week's Close Price (Rs.)	Highest Price (Rs.)	Lowest Price (Rs.)	Change in Price During the week(Rs.)	Trade Volume (No.)	Share Volume (No.)	Turnover (Rs.)	52 Week Highest Price(Rs.)	52 Week Lowest Price(Rs.)
සමාගමේ නම	පෙර සතියේ සමාජන මිල	මේ සතියේ සමාජන මිල	ඉහළම මිල	පහළම මිල	සතිය තුළදී මිල වෙනස් වීම	ගනුදෙනු ප්‍රමාණය	කොටස් ප්‍රමාණය	පිරිවැටුම	සති 52 තුළ ඉහළම මිල	සති 52 තුළ පහළම මිල
கம்பனி பெயர்	முன்னைய வார இறுதி நிறைவு விலை	இவ்வார இறுதி நிறைவு விலை	உயர்ந்த விலை	குறைந்த விலை	வாரத்தின் விலை அசைவு	வியாபார அளவுகள்	பங்குகளின் அளவு	புரள்வு	52வார உயர் விலை	52வார குறைந்த விலை

MOTORS										
MAIN BOARD										
AUTODROME	84.90	84.90	75.00	65.00	0.00	2	49	3,195.00	105.00	65.00
C M HOLDINGS	36.10	38.00	38.90	36.00	1.90	30	7,913	297,272.60	72.80	35.20
DIMO	304.70	300.00	304.00	295.00	(4.70)	23	1,599	481,675.50	475.00	290.00
LANKA ASHOK	628.00	628.00	639.00	627.00	0.00	9	71	44,674.00	1,000.00	600.00
UNITED MOTORS	66.80	68.00	68.30	68.00	1.20	12	3,263	221,902.00	87.40	66.00

DIRI SAVI BOARD										
SATHOSA MOTORS	457.90	366.20	449.00	319.90	(91.70)	20	714	282,049.10	550.00	300.00

OIL PALMS										
MAIN BOARD										
BUKIT DARAH	200.00	200.00	200.20	197.00	0.00	18	2,906	579,863.50	238.00	190.00

WATCH LIST										
GOOD HOPE	902.60	902.60	911.00	812.70	0.00	6	62	53,535.70	1,346.00	700.00
INDO MALAY	1,300.00	1,300.00	1,100.00	1,000.00	0.00	3	3	3,200.00	1,620.00	977.10
SELINSING	711.40	711.40	679.90	551.20	0.00	4	6	3,823.30	835.00	537.30
SHALIMAR	1,497.60	1,497.60	1,497.60	1,497.60	0.00	1	1	1,497.60	1,870.00	1,125.00

POWER AND ENERGY										
MAIN BOARD										
LANKA IOC	17.40	17.60	17.80	17.40	0.20	152	251,790	4,412,831.30	37.00	17.10
LAUGFS GAS	16.80	17.80	18.00	16.60	1.00	54	7,929	138,184.60	30.00	14.60
LAUGFS GAS[NON-VOTING]	13.10	14.00	14.10	12.90	0.90	61	18,451	252,947.30	25.00	11.50
LVL ENERGY	7.90	8.00	9.70	7.90	0.10	8	13,606	108,649.20	10.00	7.30
PANASIAN POWER	3.00	3.00	3.10	2.90	0.00	34	195,281	582,383.10	3.50	2.70
RESUS ENERGY	18.50	18.40	19.80	18.40	(0.10)	72	34,101	650,782.60	33.00	18.10
VALLIBEL	5.90	6.10	6.10	5.90	0.20	24	21,103	126,422.10	7.50	5.90
VIDULLANKA	4.40	4.40	4.80	4.30	0.00	11	1,719	7,529.50	5.00	4.10

WATCH LIST										
LOTUS HYDRO	5.20	5.60	5.70	5.20	0.40	17	9,464	50,845.10	6.10	4.20

PLANTATIONS										
MAIN BOARD										
AGALAWATTE	13.50	13.20	14.50	12.80	(0.30)	6	288	3,804.00	20.80	12.50
BALANGODA	11.60	13.00	13.20	11.80	1.40	102	55,077	689,150.40	28.00	10.90
HORANA	17.00	17.00	17.50	14.10	0.00	5	203	3,449.10	26.80	13.60
KAHAWATTE	39.00	39.90	39.90	35.00	0.90	5	201	8,006.00	44.00	30.00
KEGALLE	55.00	62.30	62.50	56.00	7.30	15	1,289	77,347.50	70.00	50.00
KELANI VALLEY	93.00	90.00	94.00	90.00	(3.00)	16	725	66,178.20	99.90	60.50
KOTAGALA	7.00	6.80	7.00	6.70	(0.20)	30	29,267	200,828.40	11.40	5.90
MALWATTE	6.80	7.80	8.00	6.20	1.00	33	21,270	161,236.80	10.20	5.40
MALWATTE[NON-VOTING]	4.20	4.40	4.40	4.10	0.20	40	29,535	123,374.20	9.40	3.90
NAMUNUKULA	64.00	63.00	66.70	63.00	(1.00)	11	786	49,880.50	95.00	55.50
TALAWAKELLE	48.70	53.00	54.80	51.10	4.30	235	116,680	6,224,603.10	59.90	42.50
WATAWALA	18.50	18.70	19.00	18.50	0.20	19	2,115	39,668.70	30.60	18.00

DIRI SAVI BOARD										
BOGAWANTALAWA	10.90	11.60	11.70	10.10	0.70	55	29,697	330,083.90	17.30	8.50
ELPITIYA	18.10	18.20	18.90	17.50	0.10	28	27,547	505,215.40	29.70	17.30
HAPUGASTENNE	17.00	17.90	17.90	16.30	0.90	13	950	16,956.00	28.90	13.50
HATTON	6.70	6.80	6.90	6.60	0.10	47	15,733	105,290.00	8.70	6.20
MASKELIYA	10.80	10.60	11.30	9.90	(0.20)	97	47,299	482,909.40	22.00	8.30

WATCH LIST										
MADULSIMA	6.10	6.10	6.50	5.90	0.00	27	10,058	60,723.70	11.80	5.60

STORES AND SUPPLIES										
MAIN BOARD										

Price changes during the week 01-04-2019 to 05-04-2019

34

සහිත තුළ මිල වෙනස්වීම්

වාර්තා කළ හැකි වශයෙන් වටිනාකම්

Company Name	Prv. Week's Close Price (Rs.)	Cur. Week's Close Price (Rs.)	Highest Price (Rs.)	Lowest Price (Rs.)	Change in Price During the week (Rs.)	Trade Volume (No.)	Share Volume (No.)	Turnover (Rs.)	52 Week Highest Price (Rs.)	52 Week Lowest Price (Rs.)
සමාගමේ නම	පෙර සති සමාප්ත මිල	මේ සති සමාප්ත මිල	ඉහළම මිල	පහළම මිල	සති තුළදී මිල වෙනස් වීම	ගනුදෙනු ප්‍රමාණය	කොටස් ප්‍රමාණය	පිරිවැටුම	සති 52 තුළ ඉහළම මිල	සති 52 තුළ අවම මිල
කම්පනි பெயர்	முன்னைய வார இறுதி நிறைவு விலை	இவ்வார இறுதி நிறைவு விலை	உயர்ந்த விலை	குறைந்த விலை	வாரத்தின் விலை அசைவு	வியாபார அளவுகள்	பங்குகளின் அளவு	புரள்வு	52வார உயர் விலை	52வார குறைந்த விலை

STORES AND SUPPLIES

MAIN BOARD

COLOMBO CITY	707.90	744.00	745.00	719.00	36.10	31	724	537,131.20	900.00	582.00
GESTETNER	88.00	88.00	102.00	88.10	0.00	9	58	5,374.30	119.90	88.00
HUNTERS	400.00	400.00	400.00	380.00	0.00	2	2,000	780,000.00	510.00	350.00

SERVICES

DIRI SAVI BOARD

ASIA SIYAKA	1.90	1.90	1.90	1.80	0.00	30	113,359	213,366.40	2.40	1.70
CEYLON TEA BRKRS	2.70	2.80	2.90	2.60	0.10	76	220,455	616,933.60	3.90	2.50
JOHN KEELLS	48.00	51.00	51.00	48.00	3.00	9	1,641	83,598.90	70.00	46.00
RENUKA CAPITAL	3.40	3.40	3.60	3.40	0.00	19	5,620	19,427.50	4.80	3.20

WATCH LIST

CEYLON PRINTERS	59.20	59.20	64.00	64.00	0.00	1	1	64.00	78.00	49.00
PARAGON	50.00	50.00	49.50	49.50	0.00	1	1	49.50	69.00	38.10

TELECOMMUNICATIONS

MAIN BOARD

DIALOG	9.10	9.50	9.70	9.10	0.40	204	1,493,756	13,670,209.20	14.80	9.00
SLT	21.40	23.10	23.50	21.20	1.70	59	29,912	662,034.20	30.00	18.90

TRADING

MAIN BOARD

EASTERN MERCHANT	3.90	4.00	4.00	3.90	0.10	31	67,004	267,927.00	6.00	3.70
RADIANT GEMS	16.10	16.10	17.90	17.00	0.00	2	55	939.50	33.00	15.60
SINGER SRI LANKA	25.00	27.40	27.50	25.00	2.40	75	67,064	1,701,863.60	41.00	24.50

DIRI SAVI BOARD

BROWNS	48.00	50.00	50.00	46.00	2.00	32	4,004	192,018.00	74.00	46.00
C.W.MACKIE	40.40	38.10	42.50	38.00	(2.30)	9	10,365	395,485.50	52.40	37.00
TESS AGRO	0.40	0.40	0.50	0.40	0.00	20	388,081	155,323.00	1.00	0.30
TESS AGRO[NON-VOTING]	0.40	0.40	0.50	0.40	0.00	47	143,506	57,402.90	1.20	0.30

WATCH LIST

OFFICE EQUIPMENT	70.00	61.70	68.50	60.00	(8.30)	9	400	24,359.00	91.90	55.20
------------------	-------	-------	-------	-------	--------	---	-----	-----------	-------	-------

Price Index by Sector - Closing Index for the week / **வீகேது வகெயன் இது டுக்ெய / துறையீதியான விலை சுட்டி - வார நிறைவில் சுட்டிகள்**

	01-04-2019	02-04-2019	03-04-2019	04-04-2019	05-04-2019	52 Week High	52 Week Low
All Share Index	5,567.77	5,578.43	5,597.37	5,653.43	5,621.36	6,551.83	5,511.77
S&P SL 20	2,716.71	2,730.99	2,737.57	2,757.06	2,742.47	3,690.79	2,701.87
BANKS FINANCE AND INSURANCE	14,704.54	14,768.62	14,857.43	15,024.45	14,951.50	17,479.16	14,456.78
BEVERAGE FOOD AND TOBACCO	22,875.68	22,851.64	22,682.05	22,910.46	22,811.87	25,560.45	22,682.05
CHEMICALS AND PHARMACEUTICALS	4,979.05	4,977.54	5,007.39	4,983.50	4,997.84	5,795.73	4,747.83
CONSTRUCTION AND ENGINEERING	1,339.95	1,327.28	1,358.97	1,359.78	1,360.10	2,105.59	1,287.50
DIVERSIFIED HOLDINGS	1,432.81	1,440.36	1,449.98	1,467.19	1,442.61	1,784.30	1,416.72
FOOTWEAR AND TEXTILES	864.12	827.08	866.90	869.55	869.55	985.46	777.10
HEALTH CARE	787.12	765.58	767.42	765.55	770.20	943.83	759.14
HOTELS AND TRAVELS	2,601.02	2,607.81	2,624.80	2,631.73	2,628.32	2,862.77	2,575.40
INFORMATION TECHNOLOGY	24.41	23.85	23.85	25.52	24.96	35.55	22.74
INVESTMENT TRUSTS	8,953.14	8,943.15	9,086.87	9,146.91	9,190.37	11,310.62	8,536.53
LAND AND PROPERTY	521.78	530.73	526.39	527.05	525.66	596.02	521.78
MANUFACTURING	2,529.16	2,540.07	2,549.37	2,574.33	2,583.22	3,628.33	2,498.46
MOTORS	11,335.73	11,335.73	11,360.14	11,071.17	10,938.86	14,542.68	10,938.86
OIL PALMS	49,228.16	49,228.16	49,228.16	49,335.27	49,335.27	52,882.05	48,697.90
PLANTATIONS	722.15	725.61	733.89	738.46	734.37	971.45	694.99
POWER AND ENERGY	94.37	93.87	93.41	94.25	94.57	138.37	90.98
SERVICES	15,037.03	15,165.83	15,216.43	15,798.08	15,696.88	19,680.17	14,685.51
STORES AND SUPPLIES	28,165.75	28,353.99	28,353.99	28,351.42	28,351.42	29,847.21	24,892.70
TELECOMMUNICATIONS	128.19	127.18	129.90	133.85	133.14	188.56	126.07
TRADING	10,003.63	10,373.60	10,417.49	10,738.66	10,680.28	14,682.22	10,003.63

Trading figures for the last four weeks and previous 2 years

பட்டியல் பதி 4 னா பட்டியல் வசர் 2 பட்டியல் துறையீது பட்டியல்
கடந்த நான்கு வாரங்கள் மற்றும் கடந்த 2 வருடங்களுக்கான வியாபாரப் புள்ளிவிபரங்கள்

Previous Years

புலீவ வசர்
கடந்த வருடங்கள்

	05-04-2019	29-03-2019	22-03-2019	15-03-2019	06-04-2018	07-04-2017
Trading Volumes						
ததுறையீது பட்டியல் வியாபார அளவுகள்						
Total Turnover (Rs.)	2,081,114,650.80	1,529,300,370.70	1,909,632,384.20	3,432,435,590.00	5,159,442,150.90	5,651,743,887.20
பட்டியல் பதிவாட்டம் மொத்தப் புள்ளி						
Share Volume (No.)	41,708,098	48,628,605	59,076,149	84,747,490	118,903,177	116,151,419
கொடீ பட்டியல் பங்கு அளவு						
Trades (No.)	14,265	14,830	10,356	17,116	17,181	21,416
ததுறையீது பட்டியல் வியாபாரங்கள்						
Market Days	5	5	4	5	5	5
வெலையேலு டீது சந்தை நாட்கள்						
Averages						
பட்டியல் பதி சராசரிகள்						
Total Turnover (Rs.)	416,222,930.16	305,860,074.14	477,408,096.05	686,487,118.00	1,031,888,430.18	1,130,348,777.44
பட்டியல் பதிவாட்டம் மொத்தப் புள்ளி						
Share Volume (No.)	8,341,620	9,725,721	14,769,037	16,949,498	23,780,635	23,230,284
கொடீ பட்டியல் பங்கு அளவு						
Trades (No.)	2,853	2,966	2,589	3,423	3,436	4,283
ததுறையீது பட்டியல் வியாபாரங்கள்						

Contribution of top 10 securities to the change of ASPI for the week / සියලු 36 කොටස් මිල දර්ශකයේ වෙනස් වීම සඳහා ඉහළම දායකත්වය දැක්වූ සුරැකුම්පත් 10 / අපවිෂ්
 இன் வாரத்துக்கான அசைவிற்கு பங்களிப்பு வழங்கிய முதல் 10 சிறந்த பிணையங்கள்

Company ID	Company Name	Points
සමාගමේ සංකේතය கம்பனி குறியீடு	සමාගමේ නම கம்பனி பெயர்	ලකුණු புள்ளிகள்
DIAL	DIALOG	6.95
SLTL	SLT	6.54
LOLC	L O L C HOLDINGS	6.07
MELS	MELSTACORP	5.22
LION	LION BREWERY	5.02
DIST	DISTILLERIES	4.91
HNB	HNB	4.75
SPEN	AITKEN SPENCE	3.47
AHPL	AHOT PROPERTIES	2.84
COMB	COMMERCIAL BANK	2.66

Trading Statistics on a Daily Basis / දෛනික පදනම මත ගනුදෙනු සංඛ්‍යා දත්ත / தினசரி அடிப்படையில் வியாபார புள்ளி விபரங்கள்

Current Week / මෙම සතිය තුළ / இவ்வாரம்				Current Week (Previous Year) / මෙම සතිය (පසුගිය වසරේ) / இவ்வாரம் (கடந்த வருடம்)			
Date	Turnover(Rs.)	Shares(No.)	Trades(No.)	Date	Turnover(Rs.)	Shares(No.)	Trades(No.)
දිනය	පිරිවැටුම	කොටස් සංඛ්‍යාව	ගනුදෙනු සංඛ්‍යාව	දිනය	පිරිවැටුම	කොටස් සංඛ්‍යාව	ගනුදෙනු සංඛ්‍යාව
திகதி	புள்ளவு	பங்குகள்	வியாபாரம்	திகதி	புள்ளவு	பங்குகள்	வியாபாரம்
01-04-2019	458,629,602.20	6,673,569	2,640	02-04-2018	2,288,676,315.80	26,943,530	3,743
02-04-2019	433,719,257.80	5,238,997	2,331	03-04-2018	530,105,771.00	24,038,131	3,594
03-04-2019	405,186,047.40	8,485,393	2,730	04-04-2018	1,212,644,554.00	26,178,893	3,392
04-04-2019	563,596,426.80	15,085,812	3,892	05-04-2018	993,426,311.30	31,017,156	3,718
05-04-2019	219,983,316.60	6,224,327	2,672	06-04-2018	134,589,198.80	10,725,467	2,734

Crossings for the week / සතිය තුළ සාකච්ඡා කළ ගනුදෙනු / வாரத்தில் சந்திப்பு பலகையில் பரிமாற்றப்பட்டவை

Trade Date	Company Name	Price (Rs.)	Quantity	Turnover (Rs.)
ගනුදෙනු දිනය	සමාගමේ නම	මිල	ප්‍රමාණය	පිරිවැටුම
வியாபாரத் திகதி	கம்பனி பெயர்	விலை	அளவு	புள்ளவு
01-APR-19	HEMAS HOLDINGS	74.50	455,685	33,948,532.50
01-APR-19	JKH	156.00	500,000	78,000,000.00
02-APR-19	HNB	176.00	179,621	31,613,296.00
02-APR-19	HNB	176.00	224,765	39,558,640.00
02-APR-19	HNB	176.00	1,195,030	210,325,280.00
02-APR-19	SAMPATH	168.50	200,000	33,700,000.00
03-APR-19	NATIONS TRUST	90.00	280,826	25,274,340.00
03-APR-19	SAMPATH	168.00	200,000	33,600,000.00
04-APR-19	JKH	154.40	500,000	77,200,000.00
04-APR-19	JKH	154.50	300,000	46,350,000.00
04-APR-19	UNION BANK	11.30	2,000,000	22,600,000.00

Sector Wise Top 5 Gainers for the week / සතිය තුළ ඉහළ මිල ගණන් වාර්තා කළ සමාගම් අතර ප්‍රමුඛතම සමාගම් 05 (ක්ෂේත්‍ර වශයෙන්) / வாரத்தில் துறையடிப்படையில் முதல் 5 சிறந்த ஆதாயமீட்டிய பிணையங்கள்

BANKS FINANCE AND INSURANCE			
Company Name	Current Close Price (Rs.)	Previous Close Price (Rs.)	Change (%)
සමාගමේ නම	වත්මන් සමාජීන මිල	පෙර සමාජීන මිල	වෙනස %
கம்பனி பெயர்	தற்போதைய நிறைவு விலை	முன்னைய நிறைவு விலை	அசைவு %
SEYLAN BANK[SEYB.X0000] (+)	39.80	35.90	10.86
LOLC DEV FINANCE	39.90	36.00	10.83
DIALOG FINANCE	38.50	35.50	8.45
Softlogic Life (+)	34.10	31.50	8.25
SINGER FINANCE	13.50	12.60	7.14

BEVERAGE FOOD AND TOBACCO			
Company Name	Current Close Price (Rs.)	Previous Close Price (Rs.)	Change (%)
සමාගමේ නම	වත්මන් සමාජීන මිල	පෙර සමාජීන මිල	වෙනස %
கம்பனி பெயர்	தற்போதைய நிறைவு விலை	முன்னைய நிறைவு விலை	அசைவு %
HARISCHANDRA	1,607.00	1,388.90	15.70
RENUKA FOODS	14.80	13.10	12.98
RENUKA FOODS[COCO.X0000]	11.10	10.00	11.00
TEA SMALLHOLDER	26.00	24.10	7.88
BAIRAHA FARMS	121.70	114.80	6.01

CONSTRUCTION AND ENGINEERING			
Company Name	Current Close Price (Rs.)	Previous Close Price (Rs.)	Change (%)
සමාගමේ නම	වත්මන් සමාජීන මිල	පෙර සමාජීන මිල	වෙනස %
கம்பனி பெயர்	தற்போதைய நிறைவு விலை	முன்னைய நிறைவு விலை	அசைவு %
LANKEM DEV.	3.70	3.40	8.82
DOCKYARD (+)	55.00	53.00	3.77
ACCESS ENG SL	13.30	13.00	2.31

CHEMICALS AND PHARMACEUTICALS			
Company Name	Current Close Price (Rs.)	Previous Close Price (Rs.)	Change (%)
සමාගමේ නම	වත්මන් සමාජීන මිල	පෙර සමාජීන මිල	වෙනස %
கம்பனி பெயர்	தற்போதைய நிறைவு விலை	முன்னைய நிறைவு விலை	அசைவு %
MORISONS[MORI.X0000]	500.00	424.50	17.79
CIC[CIC.X0000]	29.00	25.60	13.28
INDUSTRIAL ASPH.	395.00	371.00	6.47
HAYCARB	130.00	127.00	2.36

DIVERSIFIED HOLDINGS			
Company Name	Current Close Price (Rs.)	Previous Close Price (Rs.)	Change (%)
සමාගමේ නම	වත්මන් සමාජීන මිල	පෙර සමාජීන මිල	වෙනස %
கம்பனி பெயர்	தற்போதைய நிறைவு விலை	முன்னைய நிறைவு விலை	அசைவு %
AITKEN SPENCE	45.00	41.00	9.76
AMBEON CAPITAL	4.00	3.70	8.11
BROWNS INVSTMNTS	1.60	1.50	6.67
MELSTACORP	38.10	36.00	5.83
SUNSHINE HOLDING	49.50	47.00	5.32

FOOTWEAR AND TEXTILES			
Company Name	Current Close Price (Rs.)	Previous Close Price (Rs.)	Change (%)
සමාගමේ නම	වත්මන් සමාජීන මිල	පෙර සමාජීන මිල	වෙනස %
கம்பனி பெயர்	தற்போதைய நிறைவு விலை	முன்னைய நிறைவு விலை	அசைவு %
HAYLEYS FABRIC	9.00	8.50	5.88

HOTELS AND TRAVELS			
Company Name	Current Close Price (Rs.)	Previous Close Price (Rs.)	Change (%)
සමාගමේ නම	වත්මන් සමාජීන මිල	පෙර සමාජීන මිල	වෙනස %
கம்பனி பெயர்	தற்போதைய நிறைவு விலை	முன்னைய நிறைவு விலை	அசைவு %
HUNAS FALLS	219.80	180.00	22.11
BERUWALA RESORTS	0.70	0.60	16.67
PALM GARDEN HOTL	21.50	18.50	16.22
FORTRESS RESORTS	11.30	10.00	13.00
ANILANA HOTELS	0.90	0.80	12.50

HEALTH CARE			
Company Name	Current Close Price (Rs.)	Previous Close Price (Rs.)	Change (%)
සමාගමේ නම	වත්මන් සමාජීන මිල	පෙර සමාජීන මිල	වෙනස %
கம்பனி பெயர்	தற்போதைய நிறைவு விலை	முன்னைய நிறைவு விலை	அசைவு %
NAWALOKA	4.30	4.20	2.38
LANKA HOSPITALS (+)	44.20	43.70	1.14

INVESTMENT TRUSTS			
Company Name	Current Close Price (Rs.)	Previous Close Price (Rs.)	Change (%)
සමාගමේ නම	වත්මන් සමාජීන මිල	පෙර සමාජීන මිල	වෙනස %
கம்பனி பெயர்	தற்போதைய நிறைவு விலை	முன்னைய நிறைவு விலை	அசைவு %
RENUKA HOLDINGS[RHL.X0000]	10.20	9.00	13.33
RENUKA HOLDINGS	15.00	13.40	11.94
LANKA REALTY	26.00	23.90	8.79
LEE HEDGES	75.00	70.00	7.14
CEYLON GUARDIAN	66.00	61.80	6.80

INFORMATION TECHNOLOGY			
Company Name	Current Close Price (Rs.)	Previous Close Price (Rs.)	Change (%)
සමාගමේ නම	වත්මන් සමාජීන මිල	පෙර සමාජීන මිල	වෙනස %
கம்பனி பெயர்	தற்போதைய நிறைவு விலை	முன்னைய நிறைவு விலை	அசைவு %
E - CHANNELLING	4.20	4.00	5.00

LAND AND PROPERTY

Company Name	Current Close Price (Rs.)	Previous Close Price (Rs.)	Change (%)
සමාගමේ නම	වත්මන් සමාජීන මිල	පෙර සමාජීන මිල	වෙනස %
கம்பனி பெயர்	தற்போதைய நிறைவு விலை	முன்னைய நிறைவு விலை	அசைவு %
MILLENNIUM HOUSE	7.70	7.00	10.00
KELSEY	26.70	25.10	6.37
C T LAND	29.90	28.40	5.28
COLOMBO LAND (+)	12.40	11.80	5.08
SERENDIB ENG.GRP	7.00	6.70	4.48

MANUFACTURING

Company Name	Current Close Price (Rs.)	Previous Close Price (Rs.)	Change (%)
සමාගමේ නම	වත්මන් සමාජීන මිල	පෙර සමාජීන මිල	වෙනස %
கம்பனி பெயர்	தற்போதைய நிறைவு விலை	முன்னைய நிறைவு விலை	அசைவு %
DANKOTUWA PORCEL	6.00	5.30	13.21
HAYLEYS FIBRE	92.90	85.70	8.40
LANKA ALUMINIUM	58.90	54.40	8.27
AGSTAR PLC	4.30	4.00	7.50
SINGER IND. (+)	62.00	58.00	6.90

MOTORS

Company Name	Current Close Price (Rs.)	Previous Close Price (Rs.)	Change (%)
සමාගමේ නම	වත්මන් සමාජීන මිල	පෙර සමාජීන මිල	වෙනස %
கம்பனி பெயர்	தற்போதைய நிறைவு விலை	முன்னைய நிறைவு விலை	அசைவு %
C M HOLDINGS	38.00	36.10	5.26
UNITED MOTORS	68.00	66.80	1.80

POWER AND ENERGY

Company Name	Current Close Price (Rs.)	Previous Close Price (Rs.)	Change (%)
සමාගමේ නම	වත්මන් සමාජීන මිල	පෙර සමාජීන මිල	වෙනස %
கம்பனி பெயர்	தற்போதைய நிறைவு விலை	முன்னைய நிறைவு விலை	அசைவு %
LOTUS HYDRO	5.60	5.20	7.69
LAUGFS GAS[LGL.X0000]	14.00	13.10	6.87
LAUGFS GAS	17.80	16.80	5.95
VALLIBEL	6.10	5.90	3.39
LVL ENERGY	8.00	7.90	1.27

PLANTATIONS

Company Name	Current Close Price (Rs.)	Previous Close Price (Rs.)	Change (%)
සමාගමේ නම	වත්මන් සමාජීන මිල	පෙර සමාජීන මිල	වෙනස %
கம்பனி பெயர்	தற்போதைய நிறைவு விலை	முன்னைய நிறைவு விலை	அசைவு %
MALWATTE (+)	7.80	6.80	14.71
KEGALLE	62.30	55.00	13.27
BALANGODA (+)	13.00	11.60	12.07
TALAWAKELLE (+)	53.00	48.70	8.83
BOGAWANTALAWA	11.60	10.90	6.42

STORES AND SUPPLIES

Company Name	Current Close Price (Rs.)	Previous Close Price (Rs.)	Change (%)
සමාගමේ නම	වත්මන් සමාජීන මිල	පෙර සමාජීන මිල	වෙනස %
கம்பனி பெயர்	தற்போதைய நிறைவு விலை	முன்னைய நிறைவு விலை	அசைவு %
COLOMBO CITY	744.00	707.90	5.10

SERVICES

Company Name	Current Close Price (Rs.)	Previous Close Price (Rs.)	Change (%)
සමාගමේ නම	වත්මන් සමාජීන මිල	පෙර සමාජීන මිල	වෙනස %
கம்பனி பெயர்	தற்போதைய நிறைவு விலை	முன்னைய நிறைவு விலை	அசைவு %
JOHN KEELLS	51.00	48.00	6.25
CEYLON TEA BRKRS	2.80	2.70	3.70

TELECOMMUNICATIONS

Company Name	Current Close Price (Rs.)	Previous Close Price (Rs.)	Change (%)
සමාගමේ නම	වත්මන් සමාජීන මිල	පෙර සමාජීන මිල	වෙනස %
கம்பனி பெயர்	தற்போதைய நிறைவு விலை	முன்னைய நிறைவு விலை	அசைவு %
SLT (+)	23.10	21.40	7.94
DIALOG (+)	9.50	9.10	4.40

TRADING

Company Name	Current Close Price (Rs.)	Previous Close Price (Rs.)	Change (%)
සමාගමේ නම	වත්මන් සමාජීන මිල	පෙර සමාජීන මිල	වෙනස %
கம்பனி பெயர்	தற்போதைய நிறைவு விலை	முன்னைய நிறைவு விலை	அசைவு %
SINGER SRI LANKA (+)	27.40	25.00	9.60
BROWNS	50.00	48.00	4.17
EASTERN MERCHANT	4.00	3.90	2.56

Sector Wise Top 5 Losers for the week / මිල ගණන් පහළ ගිය සමාගම් අතර ප්‍රමුඛතම සමාගම් 05 (ක්වේන් වැයෙයන්) / வாரத்தில் துறையடிப்படையில் முதல் 5 மதிப்பிழந்த பிணையங்கள்

BANKS FINANCE AND INSURANCE			
Company Name	Current Close Price (Rs.)	Previous Close Price (Rs.)	Change (%)
සමාගමේ නම	වත්මන් සමාජීන මිල	පෙර සමාජීන මිල	වෙනස %
கம்பனி பெயர்	தற்போதைய நிறைவு விலை	முன்னைய நிறைவு விலை	அசைவு %
ASIA ASSET	7.60	8.40	(9.52)
MERCHANT BANK (+)	9.70	10.40	(6.73)
PEOPLE'S INS (+)	18.50	19.70	(6.09)
SAMPATH (+)	170.00	180.10	(5.61)
ALLIANCE	50.70	53.60	(5.41)

BEVERAGE FOOD AND TOBACCO			
Company Name	Current Close Price (Rs.)	Previous Close Price (Rs.)	Change (%)
සමාගමේ නම	වත්මන් සමාජීන මිල	පෙර සමාජීන මිල	වෙනස %
கம்பனி பெயர்	தற்போதைய நிறைவு விலை	முன்னைய நிறைவு விலை	அசைவு %
KOTMALE HOLDINGS	182.10	230.00	(20.83)
DILMAH CEYLON	598.60	619.90	(3.44)
CEYLON TOBACCO (+)	1,310.00	1,339.90	(2.23)
LMF	109.50	110.00	(0.45)
THREE ACRE FARMS (+)	98.20	98.30	(0.10)

CHEMICALS AND PHARMACEUTICALS			
Company Name	Current Close Price (Rs.)	Previous Close Price (Rs.)	Change (%)
සමාගමේ නම	වත්මන් සමාජීන මිල	පෙර සමාජීන මිල	වෙනස %
கம்பனி பெயர்	தற்போதைய நிறைவு விலை	முன்னைய நிறைவு விலை	அசைவு %
LANKEM CEYLON	21.50	22.00	(2.27)
CIC	38.00	38.50	(1.30)
CHEMANEX	58.90	59.00	(0.17)

DIVERSIFIED HOLDINGS			
Company Name	Current Close Price (Rs.)	Previous Close Price (Rs.)	Change (%)
සමාගමේ නම	වත්මන් සමාජීන මිල	පෙර සමාජීන මිල	වෙනස %
கம்பனி பெயர்	தற்போதைய நிறைவு விலை	முன்னைய நிறைவு விலை	அசைவு %
CARSONS	155.00	160.00	(3.13)
JKH	154.00	156.00	(1.28)
DUNAMIS CAPITAL	30.00	30.30	(0.99)
HEMAS HOLDINGS	74.70	75.00	(0.40)

FOOTWEAR AND TEXTILES			
Company Name	Current Close Price (Rs.)	Previous Close Price (Rs.)	Change (%)
සමාගමේ නම	වත්මන් සමාජීන මිල	පෙර සමාජීන මිල	වෙනස %
கம்பனி பெயர்	தற்போதைய நிறைவு விலை	முன்னைய நிறைவு விலை	அசைவு %
ODEL PLC	26.00	26.10	(0.38)

HOTELS AND TRAVELS			
Company Name	Current Close Price (Rs.)	Previous Close Price (Rs.)	Change (%)
සමාගමේ නම	වත්මන් සමාජීන මිල	පෙර සමාජීන මිල	වෙනස %
கம்பனி பெயர்	தற்போதைய நிறைவு விலை	முன்னைய நிறைவு விலை	அசைவு %
CITRUS WASKADUWA	2.10	2.30	(8.70)
RENUKA CITY HOT.	230.60	250.00	(7.76)
MARAWILA RESORTS	1.50	1.60	(6.25)
DOLPHIN HOTELS	25.70	26.50	(3.02)
EDEN HOTEL LANKA	13.20	13.50	(2.22)

HEALTH CARE			
Company Name	Current Close Price (Rs.)	Previous Close Price (Rs.)	Change (%)
සමාගමේ නම	වත්මන් සමාජීන මිල	පෙර සමාජීන මිල	වෙනස %
கம்பனி பெயர்	தற்போதைய நிறைவு விலை	முன்னைய நிறைவு விலை	அசைவு %
ASIRI	20.00	20.20	(0.99)

INVESTMENT TRUSTS			
Company Name	Current Close Price (Rs.)	Previous Close Price (Rs.)	Change (%)
සමාගමේ නම	වත්මන් සමාජීන මිල	පෙර සමාජීන මිල	වෙනස %
கம்பனி பெயர்	தற்போதைய நிறைவு விலை	முன்னைய நிறைவு விலை	அசைவு %
GUARDIAN CAPITAL	20.00	20.30	(1.48)
CEYLON INV.	36.00	36.50	(1.37)

LAND AND PROPERTY			
Company Name	Current Close Price (Rs.)	Previous Close Price (Rs.)	Change (%)
සමාගමේ නම	වත්මන් සමාජීන මිල	පෙර සමාජීන මිල	වෙනස %
கம்பனி பெயர்	தற்போதைய நிறைவு விலை	முன்னைய நிறைவு விலை	அசைவு %
OVERSEAS REALTY (+)	15.40	16.40	(6.10)
R I L PROPERTY	6.10	6.40	(4.69)
EAST WEST	17.40	17.50	(0.57)

MANUFACTURING			
Company Name	Current Close Price (Rs.)	Previous Close Price (Rs.)	Change (%)
සමාගමේ නම	වත්මන් සමාජීන මිල	පෙර සමාජීන මිල	වෙනස %
கம்பனி பெயர்	தற்போதைய நிறைவு விலை	முன்னைய நிறைவு விலை	அசைவு %
BLUE DIAMONDS[BLUE.X0000]	0.20	0.30	(33.33)
PIRAMAL GLASS	3.40	3.50	(2.86)
LAXAPANA	10.50	10.80	(2.78)
ALUMEX PLC	9.80	10.00	(2.00)
RICH PIERIS EXP	211.50	212.00	(0.24)

MOTORS			
Company Name	Current Close Price (Rs.)	Previous Close Price (Rs.)	Change (%)
සමාගමේ නම	වත්මන් සමාජීන මිල	පෙර සමාජීන මිල	වෙනස %
கம்பனி பெயர்	தற்போதைய நிறைவு விலை	முன்னைய நிறைவு விலை	அசைவு %
SATHOSA MOTORS	366.20	457.90	(20.03)
DIMO	300.00	304.70	(1.54)

POWER AND ENERGY			
Company Name	Current Close Price (Rs.)	Previous Close Price (Rs.)	Change (%)
සමාගමේ නම	වත්මන් සමාජීන මිල	පෙර සමාජීන මිල	වෙනස %
கம்பனி பெயர்	தற்போதைய நிறைவு விலை	முன்னைய நிறைவு விலை	அசைவு %
RESUS ENERGY	18.40	18.50	(0.54)

PLANTATIONS				TRADING			
Company Name	Current Close Price (Rs.)	Previous Close Price (Rs.)	Change (%)	Company Name	Current Close Price (Rs.)	Previous Close Price (Rs.)	Change (%)
සමාගමේ නම	වත්මන් සමාජීය මිල	පෙර සමාජීය මිල	වෙනස %	සමාගමේ නම	වත්මන් සමාජීය මිල	පෙර සමාජීය මිල	වෙනස %
கம்பனி பெயர்	தற்போதைய நிறைவு விலை	முன்னைய நிறைவு விலை	அசைவு %	கம்பனி பெயர்	தற்போதைய நிறைவு விலை	முன்னைய நிறைவு விலை	அசைவு %
KELANI VALLEY (+)	90.00	93.00	(3.23)	OFFICE EQUIPMENT	61.70	70.00	(11.86)
KOTAGALA	6.80	7.00	(2.86)	C.W.MACKIE	38.10	40.40	(5.69)
AGALAWATTE (+)	13.20	13.50	(2.22)				
MASKELIYA	10.60	10.80	(1.85)				
NAMUNUKULA	63.00	64.00	(1.56)				

Closed End Fund Price changes during the week 01-04-2019 to 05-04-2019

ආවේණික අරමුදලේ සතිය තුළ මිල වෙනස්වීම්

முடிய நிதியங்கள் வாரத்துக்கான விலை அசைவுகள்

Fund Name	Prv. Week's Close Price (Rs.)	Cur. Week's Close Price (Rs.)	Highest Price (Rs.)	Lowest Price (Rs.)	Change in Price During the week (Rs.)	Trade Volume (No.)	Unit Volume (No.)	Turnover (Rs.)	NAV (Rs.)
අරමුදලේ නම	පෙර සතියේ සමාජීය මිල	වත්මන් සතියේ සමාජීය මිල	ඉහළම මිල	පහළම මිල	සතිය තුළ මිල වෙනස්වීම	ගනුදෙනු ප්‍රමාණය	ඒකක ප්‍රමාණය	පිරිවැටුම	දේශීය වත්කම් වටිනාකම
நிதியத்தின் பெயர்	கடந்த வார நிறைவு விலை	இவ்வார நிறைவு விலை	உயர்ந்த விலை	குறைந்த விலை	வாரத்தின் விலை அசைவு	வியாபார அளவுகள்	அலகு அளவுகள்	புரள்வு	தேறிய சொத்துப் பெறுமதி
CANDOR OPP FUND	6.40	6.20	6.70	6.10	(0.20)	13	1,160	7,160.50	8.16

Daily Movements Corporate Debt on 05-04-2019

නියමිත දිනට සාමගමක ණය සංවිලසයන්

தினசரி தனியாத்துறைக் கடன்களின் அசைவுகள்

Company Name	Code	Last Traded Date	Last Traded Yield	Last Traded Price	Coupon Rate	Coupon Frequency	Issued Date	Maturity Date	Next Coupon Due Date	Credit Rating (As at date of listing)	Par Value (Rs.)
සමාගමේ නම	සංකේතය	අවසන් ගනුදෙනු දින	අවසන් ගනුදෙනුවේ ඵලදායීතා අගය	අවසන් කුලීතාන්ති අනුපාතය මිල	කුලීතාන්ති වාර ගණන	නිකුත් කළ දිනය	නිකුත් කළ දිනය	කල්පිරෙන දිනය	මිල ගෙවිය යුතු දිනය	ණය ශ්‍රේණිය (ලැයිස්තුගත වූ දිනට)	මුහුණත වටිනාකම
கம்பனி பெயர்	குறியீடு	இறுதி வியாபாரத்தினம்	இறுதி வியாபார விலை	இறுதி வியாபார விலை	வட்டிவீதம்	வட்டிவீத தடவைகள்	வழங்கல் திகதி	முதிர்ப்பு திகதி	அடுத்த வட்டி நிலுவை திகதி	ஆரம்ப கடன் தரப்படுத்தல்	முகப் பெறுமதி

BANKS FINANCE AND INSURANCE

ALLIANCE	ALLI/BD/29/12/19-C2287-9.35			100.00	9.35	1	29/12/14	29/12/19	28/12/19		100
BANK OF CEYLON	BOC/BC/21/09/19A08	25-02-2019	12.66	97.30	8	1	22/09/14	21/09/19	20/09/19	AA	100
BANK OF CEYLON	BOC/BC/21/09/22D8.25			100.00	8.25	1	22/09/14	21/09/22	20/09/19	AA	100
BANK OF CEYLON	BOC/BC/21/09/19B7.75			100.00	7.75	4	22/09/14	21/09/19	19/06/19	AA	100
BANK OF CEYLON	BOC/BC/21/09/19C7.42			100.00	10.29	2	22/09/14	21/09/19	19/09/19	AA	100
BANK OF CEYLON	BOC/BC/21/09/22E7.42			100.00	10.29	2	22/09/14	21/09/22	19/09/19	AA	100
BANK OF CEYLON	BOC/BD/05/10/20-C2319	05-03-2019	10.90	98.50	9.85	2	06/10/15	05/10/20	04/10/19		100
BANK OF CEYLON	BOC/BD/28/12/24-C2377-12.75			100.00	12.75	1	29/12/16	28/12/24	27/12/19		100
BANK OF CEYLON	BOC/BD/28/12/21-C2376-13.25			100.00	13.25	1	29/12/16	28/12/21	27/12/19		100
BANK OF CEYLON	BOC/BD/05/10/23-C2321			100.00	9.85	2	06/10/15	05/10/23	04/10/19		100
BANK OF CEYLON	BOC/BD/05/10/20-C2318-8			100.00	8	4	06/10/15	05/10/20	04/07/19		100
BANK OF CEYLON	BOC/BD/28/12/21-C2379			100.00	11.24	2	29/12/16	28/12/21	27/06/19		100
BANK OF CEYLON	BOC/BD/05/10/20-C2320-8.25			100.00	8.25	1	06/10/15	05/10/20	04/10/19		100
BANK OF CEYLON	BOC/BD/05/10/23-C2317-9.5			100.00	9.5	1	06/10/15	05/10/23	04/10/19		100
BANK OF CEYLON	BOC/BD/28/12/24-C2378			100.00	11.24	2	29/12/16	28/12/24	27/06/19		100
BANK OF CEYLON	BOC/BC/24/10/21D13.25	15-10-2014	125.55	13.25	13.25	1	25/10/13	24/10/21	23/10/19	AA	100
BANK OF CEYLON	BOC/BC/24/10/23H13.75	09-08-2017	13.34	101.50	13.75	1	25/10/13	24/10/23	23/10/19	AA	100
BANK OF CEYLON	BOC/BC/24/10/22F13.25			100.00	13.25	1	25/10/13	24/10/22	23/10/19	AA	100
BANK OF CEYLON	BOC/BC/24/10/21E11.12			100.00	10.75	2	25/10/13	24/10/21	23/04/19	AA	100
CDB	CDB/BD/03/06/21-C2351			100.00	11.49	2	03/06/16	03/06/21	31/05/19		100
CDB	CDB/BD/03/06/21-C2350-12.75	25-03-2019	12.50	100.42	12.75	2	03/06/16	03/06/21	31/05/19		100
CDB	CDB/BD/27/03/23-C2392-	17-05-2018	13.75	99.96	13.75	2	28/03/18	27/03/23	26/09/19		100

Daily Movements Corporate Debt on 05-04-2019

நிசம்மத டிஸ்க் ஃபாண்டேஷனல் டீப்ட் ஃபாண்டேஷனல்
தினசரி தனியார்துறைக் கடன்களின் அசைவுகள்

Company Name	Code	Last Traded Date	Last Traded Yield	Last Traded Price	Coupon Rate	Coupon Frequency	Issued Date	Maturity Date	Next Coupon Due Date	Credit Rating (As at date of listing)	Par Value (Rs.)
ஃஸ்டாண்டிங் டீப்ட்	ஃஸ்டாண்டிங்	ஃஸ்டாண்டிங் டீப்ட்	ஃஸ்டாண்டிங் டீப்ட்	ஃஸ்டாண்டிங் டீப்ட்	ஃஸ்டாண்டிங் டீப்ட்	ஃஸ்டாண்டிங் டீப்ட்	ஃஸ்டாண்டிங் டீப்ட்	ஃஸ்டாண்டிங் டீப்ட்	ஃஸ்டாண்டிங் டீப்ட்	ஃஸ்டாண்டிங் டீப்ட்	ஃஸ்டாண்டிங் டீப்ட்
கம்பனி பெயர்	குறியீடு	இறுதி வியாபாரத்தினம்	இறுதி விலை விளைவு	இறுதி வியாபார விலை	வட்டிவீதம்	வட்டிவீத தடவைகள்	வழங்கல் திகதி	முதிர்ப்பு திகதி	அடுத்த வட்டி நிபந்தனை திகதி	ஆரம்ப கடன் தரப்படுத்தல்	முகப் பெறுமதி

BANKS FINANCE AND INSURANCE

CDB	CDB/BD/30/01/24-C2414-15.5			100.00	15.5	1	31/01/19	30/01/24	30/01/20		100
CDB	CDB/BD/30/01/24-C2413-15			100.00	15	2	31/01/19	30/01/24	30/07/19		100
CDB	CDB/BD/27/03/23-C2391-14.2			100.00	14.2	1	28/03/18	27/03/23	26/03/20		100
CENTRAL FINANCE	CFIN/BD/01/06/20-C2302-9.52	11-08-2015	9.24	101.15	9.52	1	01/06/15	01/06/20	28/12/19		100
CENTRAL FINANCE	CFIN/BD/01/06/19-C2300-9			100.00	9	2	01/06/15	01/06/19	01/06/19		100
COMM LEASE & FIN	CLC/BD/21/07/20-C2310-9.75	29-03-2019	13.00	96.34	9.75	1	21/07/15	21/07/20	28/12/19		100
COM.CREDIT	COCR/BD/10/12/20-C2336			100.00	11.51	2	10/12/15	10/12/20	07/06/19		100
COM.CREDIT	COCR/BD/01/06/20-C2299-10.5	23-05-2018	10.50	100.00	10.5	4	01/06/15	01/06/20	29/06/19		100
COM.CREDIT	COCR/BD/10/12/20-C2335-10.4			100.00	10.4	2	10/12/15	10/12/20	07/06/19		100
COMMERCIAL BANK	COMB/BD/08/03/26-C2342-11.25	18-02-2019	11.25	100.00	11.25	2	09/03/16	08/03/26	07/09/19		100
COMMERCIAL BANK	COMB/BD/22/07/28-C2405-12.5			100.00	12.5	2	23/07/18	22/07/28	21/07/19		100
COMMERCIAL BANK	COMB/BD/08/03/21-C2341-10.75	30-01-2019	16.57	90.00	10.75	2	09/03/16	08/03/21	07/09/19		100
COMMERCIAL BANK	COMB/BD/22/07/23-C2404-12			100.00	12	2	23/07/18	22/07/23	21/07/19		100
COMMERCIAL BANK	COMB/BD/27/10/21-C2360-12	13-03-2019	16.86	90.00	12	2	28/10/16	27/10/21	26/04/19		100
COMMERCIAL BANK	COMB/BD/27/10/26-C2359-12.25			100.00	12.25	2	28/10/16	27/10/26	26/04/19		100
SOFTLOGIC FIN	CRL/BC/29/08/19A10	27-02-2019	10.00	100.00	10	4	29/08/14	29/08/19	29/06/19	AAA	100
SOFTLOGIC FIN	CRL/BC/29/08/19B7.69	06-06-2018	9.67	100.00	10.89	4	29/08/14	29/08/19	29/06/19	AAA	100
DFCC BANK PLC	DFCC/BD/09/11/21-C2366-12.15			100.00	12.15	1	09/11/16	09/11/21	07/11/19		100
DFCC BANK PLC	DFCC/BD/29/03/25-C2394-13			100.00	13	1	29/03/18	29/03/25	27/03/20		100
DFCC BANK PLC	DFCC/BD/28/03/29-C2417-13.9			100.00	13.9	1	28/03/19	28/03/29	27/03/20		100
DFCC BANK PLC	DFCC/BD/28/03/26-C2418-13.75			100.00	13.75	1	28/03/19	28/03/26	27/03/20		100
DFCC BANK PLC	DFCC/BD/29/03/23-C2393-12.6	09-04-2018	12.58	100.05	12.6	1	29/03/18	29/03/23	27/03/20		100
DFCC BANK PLC	DFCC/BD/09/11/23-C2367-12.75	29-03-2017	12.71	100.00	12.75	1	09/11/16	09/11/23	07/11/19		100
DFCC BANK PLC	DFCC/BD/28/03/24-C2416-13.5			100.00	13.5	1	28/03/19	28/03/24	27/03/20		100
DFCC BANK PLC	DVBD/BD/10/06/20-C2305-9.1	27-09-2018	9.04	100.00	9.1	1	10/06/15	10/06/20	08/06/19		100
DFCC BANK PLC	DVBD/BD/10/06/20-C2306-9.4	29-11-2018	13.50	94.54	9.4	1	10/06/15	10/06/20	08/06/19		100
FC TREASURIES	FCT/BD/06/02/20-C2295-9.5	17-06-2016	10.50	97.02	9.5	1	06/02/15	06/02/20	28/12/19		100
HDFC	HDFC/BD/20/11/20-C2331-10.5			100.00	10.5	2	20/11/15	20/11/20	19/05/19		100
HDFC	HDFC/BD/20/11/20-C2332			100.00	13.58	4	20/11/15	20/11/20	18/05/19		100
HDFC	HDFC/BD/20/11/25-C2330-12	18-02-2019	11.97	100.00	12	1	20/11/15	20/11/25	19/11/19		100
HNB	HNB/BC/31/03/2100E			20.90		0	25/05/07	31/03/21			100
HNB	HNB/BC/31/03/2400F			14.68		0	07/06/07	31/03/24			100
HNB	HNB/BC/31/07/22B16.75			100.00	16.75	1	01/08/07	31/07/22	29/06/19	A+	100
HNB	HNB/BC/04/09/21A11.5			100.00	11.5	2	05/09/11	04/09/21	28/06/19	A+	100
HNB	HNB/BD/14/12/24-C2275-8.33			100.00	8.33	2	15/12/14	14/12/24	28/06/19		100
HNB	HNB/BD/01/11/23-C2361-13	18-02-2019	12.95	100.00	13	1	01/11/16	01/11/23	30/10/19		100
HNB	HNB/BD/14/12/19-C2274-7.75	08-12-2017	16.87	85.00	7.75	2	15/12/14	14/12/19	28/06/19		100
HNB	HNB/BC/29/08/23A08	31-12-2014	14.18	70.13	8	1	30/08/13	29/08/23	29/08/19	AA-	100

Daily Movements Corporate Debt on 05-04-2019

நியமன டிவிடென்டர் சான்றிதழ் உடனடியாக
 தினசரி தனியார்துறைக் கடன்களின் அச்சவுகள்

Company Name	Code	Last Traded Date	Last Traded Yield	Last Traded Price	Coupon Rate	Coupon Frequency	Issued Date	Maturity Date	Next Coupon Due Date	Credit Rating (As at date of listing)	Par Value (Rs.)
சுயாதீன நடு	சான்றிதழ்	கடைசி வாங்கு நாள்	கடைசி வாங்கு விகிதம்	கடைசி வாங்கு விலை	சலுகை விகிதம்	சலுகை அலைநேரம்	பிரிவு நாள்	முடிவு நாள்	அடுத்த சலுகை நாள்	கிரெடிட் மதிப்பீடு (சான்றிதழ் நாள்)	மூல மதிப்பு
சுயாதீன நடு	சான்றிதழ்	இறுதி வாங்கு நாள்	இறுதி வாங்கு விலை	இறுதி வாங்கு விலை	இறுதி வாங்கு விலை	இறுதி வாங்கு விலை	இறுதி வாங்கு விலை	இறுதி வாங்கு விலை	இறுதி வாங்கு விலை	இறுதி வாங்கு விலை	இறுதி வாங்கு விலை

BANKS FINANCE AND INSURANCE

HNB	HNB/BD/28/03/21-C2346-11.25	22-03-2019	14.93	94.00	11.25	1	28/03/16	28/03/21	27/03/20		100
HNB	HNB/BD/01/11/21-C2362-11.75			100.00	11.75	1	01/11/16	01/11/21	30/10/19		100
LB FINANCE	LFIN/BD/11/12/22-C2388-13.25	14-12-2018	16.79	90.00	13.25	2	11/12/17	11/12/22	10/06/19		100
LB FINANCE	LFIN/BD/11/12/22-C2387-12.75			100.00	12.75	2	11/12/17	11/12/22	10/06/19		100
LOLC FINANCE	LOFC/BD/31/07/23-C2409-0			49.83	0	0	31/07/18	31/07/23			100
LOLC FINANCE	LOFC/BD/25/01/20-C2291-9	29-03-2019	13.00	96.97	9	4	26/01/15	25/01/20	29/06/19		100
LOLC FINANCE	LOFC/BD/25/01/20-C2290-9.25	29-03-2019	13.00	97.19	9.25	1	26/01/15	25/01/20	28/12/19		100
LOLC FINANCE	LOFC/BD/25/01/20-C2289-9.1			100.00	9.1	2	26/01/15	25/01/20	28/06/19		100
LOLC FINANCE	LOFC/BD/31/07/23-C2408-14.75	27-03-2019	17.60	91.52	14.75	2	31/07/18	31/07/23	29/07/19		100
L O L C HOLDINGS	LOLC/BD/30/07/22-C2385-13	19-12-2018	13.00	99.97	13	2	31/07/17	30/07/22	29/07/19		100
L O L C HOLDINGS	LOLC/BD/24/11/19-C2269-9	25-07-2018	16.75	91.00	9	4	24/11/14	24/11/19	29/06/19		100
L O L C HOLDINGS	LOLC/BD/30/07/19-C2386-12.65			100.00	12.65	2	31/07/17	30/07/19	29/07/19		100
MERCHANT BANK	MBSL/BD/02/05/22-C2382-15			100.00	15	1	03/05/17	02/05/22	01/05/19		100
MERCHANT BANK	MBSL/BD/02/05/22-C2380			100.00	12.83	2	03/05/17	02/05/22	01/05/19		100
MERCHANT BANK	MBSL/BD/02/05/22-C2381-14.5			100.00	14.5	2	03/05/17	02/05/22	01/05/19		100
MERCHANT BANK	MBSL/BD/12/11/19-C2267-8.75			100.00	8.75	2	13/11/14	12/11/19	28/06/19		100
MERCHANT BANK	MBSL/BD/12/11/19-C2266-9	22-06-2015	9.75	97.35	9	1	13/11/14	12/11/19	12/11/19		100
NAT. DEV. BANK	NDB/BC/19/12/23C13.9	26-05-2017	17.59	86.00	13.9	1	19/12/13	19/12/23	28/12/19	A+	100
NAT. DEV. BANK	NDB/BC/19/12/25D14	08-01-2018	13.89	100.50	14	1	19/12/13	19/12/25	28/12/19	A+	100
NAT. DEV. BANK	NDB/BD/24/06/20-C2309-9.4	21-05-2018	17.31	87.00	9.4	1	24/06/15	24/06/20	28/12/19		100
NAT. DEV. BANK	NDB/BD/24/06/20-C2308-0			63.81	0	0	24/06/15	24/06/20			100
NATIONS TRUST	NTB/BD/20/04/23-C2402-12.65			100.00	12.65	2	20/04/18	20/04/23	18/04/19		100
NATIONS TRUST	NTB/BD/20/04/23-C2401-13			100.00	13	1	20/04/18	20/04/23	19/04/19		100
NATIONS TRUST	NTB/BD/08/11/21-C2365-12.65	22-02-2019	12.63	100.00	12.65	2	08/11/16	08/11/21	05/05/19		100
NATIONS TRUST	NTB/BD/08/11/21-C2363			100.00	11.25	2	08/11/16	08/11/21	05/05/19		100
NATIONS TRUST	NTB/BD/08/11/21-C2364-12.8	29-03-2017	12.75	100.00	12.8	1	08/11/16	08/11/21	05/11/19		100
PAN ASIA	PABC/BC/30/10/19B9.5233	21-05-2018	9.51	100.00	9.5233	2	30/10/14	30/10/19	26/04/19	BBB	100
PAN ASIA	PABC/BC/30/10/19A9.75	31-12-2014	9.75	99.94	9.75	1	30/10/14	30/10/19	26/10/19	BBB	100
PAN ASIA	PABC/BD/29/09/19-C2311-10	01-02-2019	20.37	94.00	10	2	29/09/15	29/09/19	27/09/19		100
PAN ASIA	PABC/BD/29/09/19-C2312			100.00	12.8	2	29/09/15	29/09/19	27/09/19		100
PEOPLES LEASING	PLC/BD/16/11/20-C2374-12.25	04-05-2018	12.25	100.00	12.25	2	16/11/16	16/11/20	14/05/19		100
PEOPLES LEASING	PLC/BD/12/11/19-C2322-9.6			100.00	9.6	2	13/11/15	12/11/19	09/05/19		100
PEOPLES LEASING	PLC/BD/12/11/20-C2323-9.95			100.00	9.95	1	13/11/15	12/11/20	09/11/19		100
PEOPLES LEASING	PLC/BD/18/04/22-C2399-12.4			100.00	12.4	1	18/04/18	18/04/22	17/04/19		100
PEOPLES LEASING	PLC/BD/16/11/19-C2373-11.9	04-05-2018	11.90	100.00	11.9	2	16/11/16	16/11/19	14/05/19		100
PEOPLES LEASING	PLC/BD/18/04/23-C2398-12.8			100.00	12.8	1	18/04/18	18/04/23	17/04/19		100
PEOPLES LEASING	PLC/BD/16/11/21-C2375-12.6	02-01-2019	12.58	100.00	12.6	2	16/11/16	16/11/21	14/05/19		100
RDB	RDB/BD/29/01/20-C2293-8.71	08-02-2019	20.44	90.00	8.71	4	30/01/15	29/01/20	29/06/19		100
RDB	RDB/BD/29/01/20-C2294-			100.00	8.81	2	30/01/15	29/01/20	28/06/19		100

Daily Movements Corporate Debt on 05-04-2019

நிதிகளின் பற்றாக்குறை கட்டணங்களின் அளவுகள்
 தினசரி தனியார் துறைக் கட்டணங்களின் அளவுகள்

Company Name	Code	Last Traded Date	Last Traded Yield	Last Traded Price	Coupon Rate	Coupon Frequency	Issued Date	Maturity Date	Next Coupon Due Date	Credit Rating (As at date of listing)	Par Value (Rs.)
சமூகமே தலை	சமூகமே	அக்டோபர் 2018	அக்டோபர் 2018	அக்டோபர் 2018	அக்டோபர் 2018	அக்டோபர் 2018	அக்டோபர் 2018	அக்டோபர் 2018	அக்டோபர் 2018	அக்டோபர் 2018	அக்டோபர் 2018
கம்பனி பெயர்	குறியீடு	இறுதி வியாபாரத்தினம்	இறுதி விலை விளைவு	இறுதி வியாபார விலை	வட்டி வீதம்	வட்டி தடவைகள்	வழங்கல் திகதி	முதிர்ப்பு திகதி	அடுத்த வட்டி நின்று திகதி	ஆரம்ப கட்டன் தரப்படுத்தல்	முகப் பெறுமதி

BANKS FINANCE AND INSURANCE

RDB	RDB/BD/29/01/20-C2292-9			100.00	9	1	30/01/15	29/01/20	28/12/19		100
SAMPATH	SAMP/BD/20/03/23-C2390-12.5	24-05-2018	12.03	101.64	12.5	2	20/03/18	20/03/23	18/09/19		100
SAMPATH	SAMP/BD/28/02/24-C2415-13.9			100.00	13.9	1	28/02/19	28/02/24	27/02/20		100
SAMPATH	SAMP/BD/18/11/20-C2328-9.9	17-10-2018	9.89	100.00	9.9	2	18/11/15	18/11/20	16/05/19		100
SAMPATH	SAMP/BD/10/06/21-C2352-12.75	10-01-2019	12.66	100.00	12.75	1	10/06/16	10/06/21	08/06/19		100
SAMPATH	SAMP/BD/10/06/21-C2353	08-03-2019	12.29	97.50	11.01	2	10/06/16	10/06/21	07/06/19		100
SAMPATH	SAMP/BD/14/12/19-C2271-8.25	15-02-2019	8.16	100.00	8.25	1	15/12/14	14/12/19	14/12/19		100
SAMPATH	SAMP/BD/21/12/22-C2389-12.5			100.00	12.5	2	21/12/17	21/12/22	19/06/19		100
SAMPATH	SAMP/BD/18/11/20-C2329			100.00	11.24	2	18/11/15	18/11/20	16/05/19		100
SAMPATH	SAMP/BD/14/12/19-C2273-8.1	07-03-2017	14.90	85.00	8.1	2	15/12/14	14/12/19	28/06/19		100
SANASA DEV. BANK	SDB/BD/31/12/20-C2339-10.3			100.00	10.3	2	31/12/15	31/12/20	28/06/19		100
SANASA DEV. BANK	SDB/BD/31/12/20-C2337-10			100.00	10	2	31/12/15	31/12/20	28/06/19		100
SEYLAN BANK	SEYB/BD/29/03/25-C2396-13.2			100.00	13.2	2	29/03/18	29/03/25	27/09/19		100
SEYLAN BANK	SEYB/BD/15/07/21-C2355-13	17-10-2018	12.98	100.00	13	2	15/07/16	15/07/21	11/07/19		100
SEYLAN BANK	SEYB/BD/29/03/28-C2397-13.5			100.00	13.5	2	29/03/18	29/03/28	27/09/19		100
SEYLAN BANK	SEYB/BD/29/03/23-C2395-12.85	09-04-2018	12.83	100.06	12.85	2	29/03/18	29/03/23	27/09/19		100
SEYLAN BANK	SEYB/BD/22/12/20-C2277-8.6	30-03-2015	9.92	94.31	8.6	2	23/12/14	22/12/20	21/06/19		100
SEYLAN BANK	SEYB/BD/15/07/21-C2356			100.00	11.44	2	15/07/16	15/07/21	11/07/19		100
SEYLAN BANK	SEYB/BD/15/07/23-C2354-13.75	18-02-2019	13.74	100.00	13.75	2	15/07/16	15/07/23	11/07/19		100
SEYLAN BANK	SEYB/BD/22/12/19-C2279-8.35			100.00	8.35	2	23/12/14	22/12/19	21/06/19		100
SEYLAN BANK	SEYB/BD/22/12/19-C2278-8.6	07-01-2015	8.60	99.99	8.6	1	23/12/14	22/12/19	21/12/19		100
SEYLAN BANK	SEYB/BD/22/12/20-C2280-8.75			100.00	8.75	1	23/12/14	22/12/20	21/12/19		100
SENKADAGALA	SFCL/BD/09/11/20-C2368-13.75	15-02-2019	13.71	100.00	13.75	2	10/11/16	09/11/20	08/05/19		100
SENKADAGALA	SFCL/BD/09/11/20-C2370			100.00	11.74	2	10/11/16	09/11/20	08/05/19		100
SENKADAGALA	SFCL/BD/09/11/19-C2369			100.00	11.49	2	10/11/16	09/11/19	08/05/19		100
SENKADAGALA	SFCL/BD/09/11/19-C2372-13.25			100.00	13.25	2	10/11/16	09/11/19	08/05/19		100
SINGER FINANCE	SFIN/BD/06/04/20-C2347-12	02-09-2016	11.99	100.00	12	2	06/04/16	06/04/20	05/04/19		100
SINGER FINANCE	SFIN/BD/17/06/20-C2307-9.95			100.00	9.95	1	17/06/15	17/06/20	28/12/19		100
SIYAPATHA FIN	SLFL/BD/20/09/21-C2357-13.5	29-03-2017	13.43	100.00	13.5	1	20/09/16	20/09/21	18/09/19		100
SIYAPATHA FIN	SLFL/BD/20/09/19-C2358-13	22-03-2019	12.58	100.00	13	1	20/09/16	20/09/19	18/09/19		100
SIYAPATHA FIN	SLFL/BD/24/12/19-C2281-8.9	02-07-2015	8.88	99.98	8.9	1	24/12/14	24/12/19	24/12/19		100
SIYAPATHA FIN	SLFL/BD/04/10/22-C2384-12.5			100.00	12.5	1	04/10/17	04/10/22	02/10/19		100
VALLIBEL FINANCE	VFIN/BD/31/03/20-C2298-10.25	08-02-2019	10.92	99.28	10.25	2	31/03/15	31/03/20	29/09/19		100

BEVERAGE FOOD AND TOBACCO

LION BREWERY	LION/BD/08/12/19-C2270			100.00	7.85	2	08/12/14	08/12/19	29/09/19		100
--------------	------------------------	--	--	--------	------	---	----------	----------	----------	--	-----

CONSTRUCTION AND ENGINEERING

ACCESS ENG SL	AEL/BD/18/11/20-C2324-10.25			100.00	10.25	2	18/11/15	18/11/20	16/05/19		100
ACCESS ENG SL	AEL/BD/17/11/23-C2325-			100.00	10.95	2	18/11/15	17/11/23	16/05/19		100

நிசமீத டீனெ ஃனெமீத ஃனெ ஃனெஃனெ
தீனசரி தீனியார்துறைக் கடன்களீன் அனசவுகள்

Company Name	Code	Last Traded Date	Last Traded Yield	Last Traded Price	Coupon Rate	Coupon Frequency	Issued Date	Maturity Date	Next Coupon Due Date	Credit Rating (As at date of listing)	Par Value (Rs.)
ஃமெஃமீ ஃமீ	ஃனெஃனெ	ஃபீஃனெ ஃனெஃனெ ஃனெ	ஃபீஃனெ ஃனெஃனெஃனெ ஃனெ	ஃபீஃனெ ஃனெஃனெ ஃனெ	ஃனெஃனெ ஃனெ	ஃனெஃனெ ஃனெ	ஃனெஃனெ ஃனெ	ஃனெஃனெ ஃனெ	ஃனெஃனெ ஃனெ	ஃனெஃனெ ஃனெ	ஃனெஃனெ ஃனெ
ஃமஃபீ ஃமெயர்	ஃனெஃனெ	ஃனெஃனெ ஃனெஃனெ ஃனெ	ஃனெஃனெ ஃனெஃனெ ஃனெ	ஃனெஃனெ ஃனெஃனெ ஃனெ	ஃனெஃனெ ஃனெ	ஃனெஃனெ ஃனெ	ஃனெஃனெ ஃனெ	ஃனெஃனெ ஃனெ	ஃனெஃனெ ஃனெ	ஃனெஃனெ ஃனெ	ஃனெஃனெ ஃனெ

CONSTRUCTION AND ENGINEERING

ACCESS ENG SL	AEL/BD/18/11/22-C2327-10.95			100.00	10.72	2	18/11/15	18/11/22	16/05/19		100
ACCESS ENG SL	AEL/BD/18/11/21-C2326-10.45			100.00	10.45	2	18/11/15	18/11/21	16/05/19		100

DIVERSIFIED HOLDINGS

DUNAMIS CAPITAL	CSEC/BD/04/12/20-C2334			100.00	12	2	04/12/15	04/12/20	03/06/19		100
DUNAMIS CAPITAL	CSEC/BC/05/08/19A12.5	25-03-2019	12.50	99.87	12.5	1	05/08/14	05/08/19	05/08/19	BBB	100
DUNAMIS CAPITAL	CSEC/BD/04/12/20-C2333-10.5	25-03-2019	12.50	96.99	10.5	2	04/12/15	04/12/20	03/06/19		100
HAYLEYS	HAYL/BD/06/03/20-C2297-7.85			100.00	7.85	2	06/03/15	06/03/20	05/09/19		100
HAYLEYS	HAYL/BD/31/07/23-C2407			100.00	13.2	2	31/07/18	31/07/23	29/07/19		100
HAYLEYS	HAYL/BD/31/07/23-C2406-12.5			100.00	12.5	2	31/07/18	31/07/23	29/07/19		100
HAYLEYS	HAYL/BD/31/05/19-C2349	16-11-2018	13.18	99.00	11.24	2	31/05/16	31/05/19	29/05/19		100
HEMAS HOLDINGS	HHL/BC/29/04/19A11	21-12-2018	12.48	99.50	11	2	29/04/14	29/04/19	29/04/19	A+	100
RICHARD PIERIS	RICH/BC/16/05/19C11.25	04-04-2019	15.79	99.50	11.25	2	16/05/14	16/05/19	16/05/19	AA-	100

HEALTH CARE

NAWALOKA	NHL/BC/30/09/22E14.4			100.00	14.4	4	30/09/13	30/09/22	29/06/19	A	100
NAWALOKA	NHL/BC/30/09/21D14.35			100.00	14.35	4	30/09/13	30/09/21	29/06/19	A	100
NAWALOKA	NHL/BC/30/09/19B14.15	16-11-2015	10.40	111.80	14.15	4	30/09/13	30/09/19	29/06/19	A	100
NAWALOKA	NHL/BC/30/09/23F14.45	18-02-2019	14.45	100.00	14.45	4	30/09/13	30/09/23	29/06/19	A	100

INVESTMENT TRUSTS

JANASHAKTHI	JANA/BD/19/11/19-C2268-10.75	29-03-2019	12.50	98.78	10.75	1	19/11/14	19/11/19	19/11/19		100
-------------	------------------------------	------------	-------	-------	-------	---	----------	----------	----------	--	-----

PLANTATIONS

KOTAGALA	KOTA/BC/26/05/19B14.5	11-12-2018	14.54	100.00	14.5	2	27/05/14	26/05/19	26/05/19	BBB-	100
KOTAGALA	KOTA/BC/26/05/21D15	01-03-2019	27.58	80.00	15	2	27/05/14	26/05/21	28/06/19	BBB-	100
KOTAGALA	KOTA/BC/26/05/20C14.75	01-03-2019	36.35	80.00	14.75	2	27/05/14	26/05/20	28/06/19	BBB-	100

TELECOMMUNICATIONS

SLT	SLTL/BD/19/04/28-C2400-12.75			100.00	12.75	1	19/04/18	19/04/28	18/04/19		100
SLT	SLTL/BD/19/04/28-C2403-12.75			100.00	12.75	2	19/04/18	19/04/28	17/04/19		100

TRADING

ABANS PLC	ABNS/BD/26/12/19-C2286-9	25-02-2019	15.25	95.27	9	2	26/12/14	26/12/19	24/06/19		100
SINGER SRI LANKA	SINS/BD/28/09/21-C2412-12			100.00	12	2	28/09/18	28/09/21	27/09/19		100

CORPORATE DEBT	TODAY	PRV.DAY
ஶாஶைக ஶய தனியார்துறைக் கடன்	ஊட டீக இன்று	ஶூல டீக முன்னைய தினம்
		04-04-2019
VALUE OF TURNOVER(Rs.) ஶீலஶுலே லஶைகல புரள்வின் பெறுமதி	0	995,000
VOLUME OF TURNOVER (No.) ஶீலஶுலே ஶுலாஶய புரள்வின் அளவு	0	10,000
TRADES (No.) தனுடேனு ஶஶிஶல வியாபாரம்	0	2

GOVT. SECURITIES	TODAY	PRV.DAY
ஶுஶ ஶுஶுலேஶன் அரசு பிணையங்கள்	ஊட டீக இன்று	ஶூல டீக முன்னைய தினம்
		09-07-2012
VALUE OF TURNOVER(Rs.) ஶீலஶுலே லஶைகல புரள்வின் பெறுமதி	0	3,000,086
VOLUME OF TURNOVER (No.) ஶீலஶுலே ஶுலாஶய புரள்வின் அளவு	0	3,325,200
TRADES (No.) தனுடேனு ஶஶிஶல வியாபாரம்	0	1

Price changes during the week 01-04-2019 to 05-04-2019

46

සරිය තුළ මිල වෙනස්වීම්

வாரத்துக்கான விலை அசைவுகள்

Company Name	Prv. Week's Close Price (Rs.)	Cur. Week's Close Price (Rs.)	Highest Price (Rs.)	Lowest Price (Rs.)	Change in Price During the week(Rs.)	Trade Volume (No.)	Share Volume (No.)	Turnover (Rs.)	52 Week Highest Price(Rs.)	52 Week Lowest Price(Rs.)
සමාගමේ නම	පෙර සතියේ සමාජන මිල	මේ සතියේ සමාජන මිල	ඉහළම මිල	පහළම මිල	සරිය තුළදී මිල වෙනස්වීම	ගනුදෙනු ප්‍රමාණය	කොටස් ප්‍රමාණය	පිරිවැටුම	සති 52 තුළ ඉහළම මිල	සති 52 තුළ අවම මිල
கம்பனி பெயர்	கடந்த வார நிறைவு விலை	இவ்வார நிறைவு விலை	உயர்ந்த விலை	குறைந்த விலை	வாரத்தின் விலை அசைவு	வியாபார அளவுகள்	அலகு அளவுகள்	புரள்வு	52வார உயர் விலை	52வார குறைந்த விலை

AUTOMOBILES & COMPONENTS

MAIN BOARD

KELANI TYRES	30.90	33.00	33.80	31.80	2.10	49	15,139	494,013.50	48.90	30.00
--------------	-------	-------	-------	-------	------	----	--------	------------	-------	-------

BANKS

MAIN BOARD

AMANA BANK	2.80	2.80	3.00	2.80	0.00	28	462,174	1,295,294.50	3.60	2.80
COMMERCIAL BANK	98.70	100.00	103.00	99.00	1.30	205	624,764	62,737,563.30	138.50	97.00
COMMERCIAL BANK	84.00	84.90	90.00	84.00	0.90	66	14,076	1,194,396.20	108.90	84.00
DFCC BANK PLC	70.00	71.20	77.00	69.80	1.20	63	21,011	1,501,898.40	119.00	69.50
HDFC	23.00	23.80	25.90	22.00	0.80	35	4,651	104,823.90	36.50	22.00
HNB	175.00	178.00	185.00	174.00	3.00	100	2,122,573	374,630,688.40	252.90	173.50
HNB	147.00	143.00	149.90	140.00	(4.00)	34	3,671	528,865.10	192.00	140.00
NAT. DEV. BANK	94.20	95.50	97.00	93.00	1.30	116	24,830	2,365,610.90	138.00	92.00
NATIONS TRUST	89.90	90.50	94.80	87.00	0.60	50	338,682	30,471,718.50	94.80	80.00
PAN ASIA	12.90	13.00	13.80	12.70	0.10	44	35,232	455,554.50	16.50	12.30
SAMPATH	180.10	170.00	174.90	165.00	(10.10)	715	1,290,627	218,215,425.40	319.50	165.00
SANASA DEV. BANK	60.00	62.00	64.90	59.00	2.00	191	71,151	4,307,747.00	110.00	59.00
SEYLAN BANK	62.80	64.00	69.90	60.00	1.20	75	75,291	4,798,583.10	90.00	56.00
SEYLAN BANK	35.90	39.80	41.50	35.10	3.90	214	248,970	9,751,825.70	59.00	35.10
UNION BANK	11.00	11.20	11.50	11.00	0.20	97	3,061,401	34,588,523.60	15.80	10.70

CAPITAL GOODS

MAIN BOARD

ACCESS ENG SL	13.00	13.30	13.50	12.90	0.30	498	4,231,680	55,165,312.30	21.00	12.70
ACL	32.30	32.70	34.00	32.50	0.40	131	309,818	10,226,127.40	43.90	32.00
AITKEN SPENCE	41.00	45.00	45.00	41.00	4.00	135	170,124	7,113,887.80	56.50	40.00
CENTRAL IND.	28.20	29.70	30.00	28.50	1.50	29	41,969	1,216,995.00	40.00	26.00
DOCKYARD	53.00	55.00	57.00	52.30	2.00	14	1,621	88,054.80	89.90	50.50
FORT LAND	13.50	14.20	14.20	13.20	0.70	23	26,790	374,595.00	20.90	12.70
HAYLEYS	168.00	169.00	175.00	169.00	1.00	116	136,591	23,232,491.70	227.00	167.00
HEMAS HOLDINGS	75.00	74.70	79.50	74.50	(0.30)	86	1,360,376	101,489,292.70	127.00	73.50
JKH	156.00	154.00	156.00	152.50	(2.00)	206	5,724,700	887,214,266.10	164.80	126.00
KELANI CABLES	67.40	68.10	73.00	68.00	0.70	12	800	57,334.50	100.00	67.10
LANKA ASHOK	628.00	628.00	639.00	627.00	0.00	9	71	44,674.00	1,000.00	600.00
LANKA TILES	70.00	70.00	70.00	68.00	0.00	16	14,023	981,275.00	106.50	63.00
LANKA WALLTILE	60.00	60.00	63.90	59.90	0.00	62	41,459	2,499,208.80	100.00	55.00
LAXAPANA	10.80	10.50	10.90	10.00	(0.30)	25	17,419	175,097.90	13.00	9.40
RENUKA HOLDINGS	13.40	15.00	15.40	13.50	1.60	70	68,988	1,022,358.40	21.50	12.60
RENUKA HOLDINGS	9.00	10.20	10.20	9.00	1.20	22	8,737	83,217.10	16.00	8.80

Price changes during the week 01-04-2019 to 05-04-2019

47

සතිය තුළ මිල වෙනස්වීම්

வாரத்துக்கான விலை அசைவுகள்

Company Name	Prv. Week's Close Price (Rs.)	Cur. Week's Close Price (Rs.)	Highest Price (Rs.)	Lowest Price (Rs.)	Change in Price During the week(Rs.)	Trade Volume (No.)	Share Volume (No.)	Turnover (Rs.)	52 Week Highest Price(Rs.)	52 Week Lowest Price(Rs.)
සමාගමේ නම	පෙර සතියේ සමාජන මිල	මේ සතියේ සමාජන මිල	ඉහළම මිල	පහළම මිල	සතිය තුළදී මිල වෙනස්වීම	ගනුදෙනු ප්‍රමාණය	කොටස් ප්‍රමාණය	පිරිවැටුම	සති 52 තුළ ඉහළම මිල	සති 52 තුළ අවම මිල
கம்பனி பெயர்	கடந்த வார நிறைவு விலை	இவ்வார நிறைவு விலை	உயர்ந்த விலை	குறைந்த விலை	வாரத்தின் விலை அசைவு	வியாபார அளவுகள்	அலகு அளவுகள்	புரள்வு	52வார உயர் விலை	52வார குறைந்த விலை

CAPITAL GOODS

MAIN BOARD

RICHARD PIERIS	9.20	9.20	9.30	9.10	0.00	64	76,690	705,939.50	12.90	9.00
ROYAL CERAMIC	59.00	62.00	62.90	59.50	3.00	173	194,501	11,690,969.20	109.50	58.00
SOFTLOGIC	16.00	16.00	16.40	15.50	0.00	109	122,337	1,962,667.90	25.80	15.50
UNISYST	13.50	14.30	14.40	12.70	0.80	15	729	10,224.60	23.20	12.50

DIRI SAVI BOARD

BROWNS	48.00	50.00	50.00	46.00	2.00	32	4,004	192,018.00	74.00	46.00
LANKA CERAMIC	139.90	139.90	139.90	135.00	0.00	2	53	7,400.00	178.00	129.20
LANKEM CEYLON	22.00	21.50	23.90	20.50	(0.50)	10	1,609	33,845.90	44.90	18.10
SERENDIB ENG.GRP	6.70	7.00	7.50	6.80	0.30	33	20,849	143,993.50	10.10	6.00
VALLIBEL ONE	14.30	15.00	16.00	14.30	0.70	90	145,463	2,139,137.70	23.60	13.90

WATCH LIST

OFFICE EQUIPMENT	70.00	61.70	68.50	60.00	(8.30)	9	400	24,359.00	91.90	55.20
SIERRA CABL	1.60	1.70	1.80	1.60	0.10	136	878,290	1,458,497.60	2.40	1.50

COMMERCIAL & PROFESSIONAL SERVICES

MAIN BOARD

GESTETNER	88.00	88.00	102.00	88.10	0.00	9	58	5,374.30	119.90	88.00
PRINTCARE PLC	33.00	33.00	33.00	30.00	0.00	5	720	22,310.00	37.90	23.50

WATCH LIST

CEYLON PRINTERS	59.20	59.20	64.00	64.00	0.00	1	1	64.00	78.00	49.00
PARAGON	50.00	50.00	49.50	49.50	0.00	1	1	49.50	69.00	38.10

CONSUMER DURABLES & APPAREL

MAIN BOARD

ABANS	52.00	54.60	55.00	51.80	2.60	20	715	38,202.90	95.00	51.00
BLUE DIAMONDS	.40	.40	.50	.40	0.00	8	43,115	17,247.00	1.00	.40
BLUE DIAMONDS	.30	.20	.30	.20	(0.10)	44	377,209	75,494.10	.40	.20
DANKOTUWA PORCEL	5.30	6.00	6.00	5.30	0.70	319	1,320,713	7,490,586.60	7.70	5.20
HAYLEYS FABRIC	8.50	9.00	9.30	8.50	0.50	116	191,453	1,715,194.60	13.70	8.40
HAYLEYS FIBRE	85.70	92.90	94.00	87.50	7.20	128	16,081	1,464,868.20	110.00	60.00
KELSEY	25.10	26.70	26.80	24.00	1.60	9	230	5,901.00	43.00	20.00
RADIANT GEMS	16.10	16.10	17.90	17.00	0.00	2	55	939.50	33.00	15.60
REGNIS	62.60	65.00	66.90	62.00	2.40	30	1,703	108,925.70	104.00	60.00
TEEJAY LANKA	30.40	31.50	32.00	30.00	1.10	68	75,029	2,319,181.50	35.20	27.60

DIRI SAVI BOARD

AMBEON HOLDINGS	9.20	9.80	9.80	9.10	0.60	45	61,128	579,647.10	12.00	8.60
SINGER IND.	58.00	62.00	62.00	55.00	4.00	22	6,357	376,273.50	175.00	47.20

Price changes during the week 01-04-2019 to 05-04-2019

48

සතිය තුළ මිල වෙනස්වීම්

வாரத்துக்கான விலை அசைவுகள்

Company Name	Prv. Week's Close Price (Rs.)	Cur. Week's Close Price (Rs.)	Highest Price (Rs.)	Lowest Price (Rs.)	Change in Price During the week(Rs.)	Trade Volume (No.)	Share Volume (No.)	Turnover (Rs.)	52 Week Highest Price(Rs.)	52 Week Lowest Price(Rs.)
සමාගමේ නම	පෙර සතියේ සමාජන මිල	මේ සතියේ සමාජන මිල	ඉහළම මිල	පහළම මිල	සතිය තුළදී මිල වෙනස්වීම	ගනුදෙනු ප්‍රමාණය	කොටස් ප්‍රමාණය	පිරිවැටුම	සති 52 තුළ ඉහළම මිල	සති 52 තුළ අවම මිල
கம்பனி பெயர்	கடந்த வார நிறைவு விலை	இவ்வார நிறைவு விலை	உயர்ந்த விலை	குறைந்த விலை	வாரத்தின் விலை அசைவு	வியாபார அளவுகள்	அலகு அளவுகள்	புரள்வு	52வார உயர் விலை	52வார குறைந்த விலை

CONSUMER DURABLES & APPAREL

WATCH LIST

AMBEON CAPITAL	3.70	4.00	4.00	3.70	0.30	16	6,006	23,041.80	5.90	3.20
----------------	------	------	------	------	------	----	-------	-----------	------	------

CONSUMER SERVICES

MAIN BOARD

A.SPEN.HOT.HOLD.	23.70	25.00	27.00	23.10	1.30	80	40,773	1,041,823.90	33.50	21.00
AHOT PROPERTIES	41.90	44.90	45.00	41.00	3.00	52	8,685	372,272.40	55.00	34.80
AMAYA LEISURE	37.20	40.00	40.00	36.50	2.80	25	14,088	531,226.00	60.00	35.00
CITRUS LEISURE	4.20	4.30	4.30	3.90	0.10	55	49,733	201,355.90	8.00	3.80
DOLPHIN HOTELS	26.50	25.70	25.70	25.70	(0.80)	1	100	2,570.00	29.90	23.00
HOTEL SIGIRIYA	59.10	58.60	59.50	58.00	(0.50)	24	2,237	132,224.80	74.00	45.00
HOTELS CORP.	9.20	10.10	10.20	9.30	0.90	47	21,644	211,259.90	16.50	8.00
HUNAS FALLS	180.00	219.80	225.00	183.00	39.80	70	2,968	620,675.90	225.00	62.00
KANDY HOTELS	4.50	4.50	4.80	4.40	0.00	19	21,479	97,504.70	5.70	4.40
KINGSBURY	12.80	13.60	14.00	13.10	0.80	159	82,367	1,128,970.80	18.90	12.00
RENUKA CITY HOT.	250.00	230.60	245.00	230.00	(19.40)	4	146	33,670.00	331.70	210.00
SIGIRIYA VILLAGE	46.70	46.00	46.00	43.60	(0.70)	5	698	32,100.80	48.50	37.00
TANGERINE	40.60	45.00	45.00	40.00	4.40	10	3,031	136,230.60	48.50	34.20

DIRI SAVI BOARD

BANSEI RESORTS	6.60	6.70	7.30	6.70	0.10	44	21,441	148,769.10	7.30	4.10
BERUWALA RESORTS	.60	.70	.70	.50	0.10	31	57,993	32,474.10	.90	.50
CITRUS HIKKADUWA	3.70	3.70	3.80	3.40	0.00	12	7,186	26,543.50	7.90	3.20
CITRUS WASKADUWA	2.30	2.10	2.40	2.10	(0.20)	16	9,747	20,939.50	3.80	1.80
EDEN HOTEL LANKA	13.50	13.20	13.40	11.70	(0.30)	10	2,774	36,908.60	18.40	10.00
FORTRESS RESORTS	10.00	11.30	13.20	10.00	1.30	351	786,461	9,503,931.70	13.20	8.60
GALADARI	6.80	7.00	7.20	6.80	0.20	18	12,154	85,615.50	9.40	6.20
JETWING SYMPHONY	9.70	9.70	11.70	11.00	0.00	2	2	22.70	15.00	.00
KEELLS HOTELS	7.50	7.50	7.90	7.30	0.00	45	46,161	352,960.20	10.10	7.20
LIGHTHOUSE HOTEL	25.60	25.30	27.30	25.30	(0.30)	3	1,002	25,354.30	42.00	25.00
MAHAWELI REACH	13.60	13.40	13.50	12.50	(0.20)	19	1,064	13,743.50	18.40	12.50
MARAWILA RESORTS	1.60	1.50	1.60	1.50	(0.10)	26	150,168	227,017.30	2.50	1.50
NUWARA ELIYA	1,250.00	1,250.00	1,249.90	1,010.00	0.00	4	12	14,406.50	1,300.00	891.00
PALM GARDEN HOTEL	18.50	21.50	22.70	16.50	3.00	21	3,811	76,836.40	27.80	16.50
PEGASUS HOTELS	24.00	25.40	25.50	24.20	1.40	13	805	20,251.60	33.00	20.00
RAMBODA FALLS	19.00	19.00	19.00	19.00	0.00	4	100	1,900.00	22.20	15.90
RENUKA HOTELS	45.00	47.00	48.00	47.00	2.00	8	225	10,600.00	85.00	35.00
ROYAL PALMS	16.10	16.00	16.40	16.00	(0.10)	7	8,603	140,079.10	19.80	14.00

Price changes during the week 01-04-2019 to 05-04-2019

49

සතිය තුළ මිල වෙනස්වීම්

வாரத்துக்கான விலை அசைவுகள்

Company Name	Prv. Week's Close Price (Rs.)	Cur. Week's Close Price (Rs.)	Highest Price (Rs.)	Lowest Price (Rs.)	Change in Price During the week(Rs.)	Trade Volume (No.)	Share Volume (No.)	Turnover (Rs.)	52 Week Highest Price(Rs.)	52 Week Lowest Price(Rs.)
සමාගමේ නම	පෙර සතියේ සමාජන මිල	මේ සතියේ සමාජන මිල	ඉහළම මිල	පහළම මිල	සතිය තුළදී මිල වෙනස්වීම	ගනුදෙනු ප්‍රමාණය	කොටස් ප්‍රමාණය	පිරිවැටුම	සති 52 තුළ ඉහළම මිල	සති 52 තුළ අවම මිල
கம்பனி பெயர்	கடந்த வார நிறைவு விலை	இவ்வார நிறைவு விலை	உயர்ந்த விலை	குறைந்த விலை	வாரத்தின் விலை அசைவு	வியாபார அளவுகள்	அலகு அளவுகள்	புரள்வு	52வார உயர் விலை	52வார குறைந்த விலை

CONSUMER SERVICES

DIRI SAVI BOARD

SERENDIB HOTELS	15.90	15.80	15.80	15.70	(0.10)	5	830	13,081.00	20.10	13.50
SERENDIB HOTELS	12.60	13.50	13.50	13.00	0.90	31	86,171	1,163,271.00	18.00	10.00
TAL LANKA	9.40	10.00	11.00	9.40	0.60	35	15,439	152,322.10	17.50	9.10
TRANS ASIA	76.40	77.00	77.00	67.80	0.60	21	426	31,225.70	95.00	67.50

WATCH LIST

ANILANA HOTELS	.80	.90	.90	.70	0.10	23	39,446	29,700.10	1.50	.70
BROWNS BEACH	11.60	11.90	12.40	11.50	0.30	21	1,534	17,966.20	17.40	11.00

DIVERSIFIED FINANCIALS

MAIN BOARD

ALLIANCE	53.60	50.70	53.90	50.60	(2.90)	51	11,070	565,041.20	72.50	50.00
ASIA ASSET	8.40	7.60	8.30	7.60	(0.80)	69	42,699	327,799.90	9.00	.80
CDB	77.10	79.60	79.90	77.00	2.50	27	4,549	355,647.60	94.00	76.10
CDB	61.10	61.50	62.30	61.00	0.40	60	25,798	1,588,270.10	82.50	61.00
CENTRAL FINANCE	84.50	90.10	90.10	84.90	5.60	48	59,691	5,329,813.70	108.90	80.10
CEYLON GUARDIAN	61.80	66.00	66.00	62.80	4.20	12	1,852	119,984.00	99.80	61.00
CEYLON INV.	36.50	36.00	38.00	35.00	(0.50)	16	1,342	48,238.20	47.70	33.00
DUNAMIS CAPITAL	30.30	30.00	32.00	28.10	(0.30)	21	2,145	64,763.60	45.00	17.00
FIRST CAPITAL	23.10	24.20	25.00	23.00	1.10	42	22,291	529,211.00	33.00	20.40
L O L C HOLDINGS	88.90	94.90	95.00	88.80	6.00	50	459,742	41,384,195.40	138.00	82.40
LANKA VENTURES	38.90	40.00	40.00	37.00	1.10	23	12,019	474,491.30	48.40	35.70
LB FINANCE	120.10	128.00	129.00	120.00	7.90	134	30,144	3,834,704.40	129.90	110.00
NATION LANKA	.60	.60	.60	.50	0.00	33	381,517	194,297.50	1.00	.50
PEOPLES LEASING	13.40	13.70	14.20	13.30	0.30	110	418,583	5,723,551.00	17.30	12.90
S M B LEASING	.40	.40	.50	.30	0.00	71	2,113,091	827,010.20	.70	.30
S M B LEASING	.30	.30	.30	.20	0.00	13	343,612	86,583.40	.30	.20
SINGER FINANCE	12.60	13.50	13.60	13.00	0.90	23	24,539	326,015.90	16.40	12.50
VALLIBEL FINANCE	65.70	67.00	69.90	64.00	1.30	25	12,692	852,457.40	72.50	60.00

DIRI SAVI BOARD

AMF CO LTD	441.00	441.00	518.00	413.00	0.00	10	92	40,898.00	750.00	350.00
ASIA SIYAKA	1.90	1.90	1.90	1.80	0.00	30	113,359	213,366.40	2.40	1.70
BIMPUATH FINANCE	28.00	27.00	28.30	27.00	(1.00)	26	76,186	2,152,421.20	44.00	26.50
COM.CREDIT	27.30	27.00	28.50	27.00	(0.30)	13	1,058	29,362.00	45.00	.00
DIALOG FINANCE	35.50	38.50	41.60	37.90	3.00	18	1,148	44,172.40	78.70	28.60
DIALOG FINANCE	16.20	.10	.10	.10	(16.10)	1	56	5.60	34.00	.10
GUARDIAN CAPITAL	20.30	20.00	21.90	18.20	(0.30)	23	1,634	32,107.30	30.50	17.50
MULTI FINANCE	17.30	18.40	18.50	16.50	1.10	92	44,056	773,512.20	21.00	9.20

Price changes during the week 01-04-2019 to 05-04-2019

50

සරිය තුළ මිල වෙනස්වීම්

வாரத்துக்கான விலை அசைவுகள்

Company Name	Prv. Week's Close Price (Rs.)	Cur. Week's Close Price (Rs.)	Highest Price (Rs.)	Lowest Price (Rs.)	Change in Price During the week(Rs.)	Trade Volume (No.)	Share Volume (No.)	Turnover (Rs.)	52 Week Highest Price(Rs.)	52 Week Lowest Price(Rs.)
සමාගමේ නම	පෙර සතියේ සමාජන මිල	මේ සතියේ සමාජන මිල	ඉහළම මිල	පහළම මිල	සරිය තුළදී මිල වෙනස්වීම්	ගනුදෙනු ප්‍රමාණය	කොටස් ප්‍රමාණය	පිරිවැටුම	සති 52 තුළ ඉහළම මිල	සති 52 තුළ අවම මිල
கம்பனி பெயர்	கடந்த வார நிறைவு விலை	இவ்வார நிறைவு விலை	உயர்ந்த விலை	குறைந்த விலை	வாரத்தின் விலை அசைவு	வியாபார அளவுகள்	அலகு அளவுகள்	புரள்வு	52வார உயர் விலை	52வார குறைந்த விலை

DIVERSIFIED FINANCIALS

DIRI SAVI BOARD

ORIENT FINANCE	13.00	13.00	13.70	12.80	0.00	310	174,176	2,302,009.30	19.50	10.50
PRIME FINANCE	17.00	18.20	18.50	15.20	1.20	12	3,424	62,129.80	24.00	14.40
RENUKA CAPITAL	3.40	3.40	3.60	3.40	0.00	19	5,620	19,427.50	4.80	3.20
SOFTLOGIC CAP	5.50	5.30	5.50	5.30	(0.20)	11	10,006	54,032.80	6.50	5.00
SOFTLOGIC FIN	21.60	23.00	23.00	21.70	1.40	5	1,129	24,629.60	37.00	18.00

WATCH LIST

ABANS FINANCIAL	15.60	16.50	16.90	15.50	0.90	77	13,508	220,147.70	25.50	14.50
ARPICO	154.00	160.00	160.00	155.30	6.00	9	202	32,275.20	200.00	140.00
ASIA CAPITAL	5.80	6.10	6.10	5.40	0.30	53	28,286	165,434.70	9.00	5.30
COMM LEASE & FIN	2.60	2.50	2.70	2.40	(0.10)	27	11,821	29,040.30	3.00	1.90
LOLC DEV FINANCE	36.00	39.90	41.90	30.70	3.90	14	1,124	40,097.50	84.00	27.00
LOLC FINANCE	3.10	3.30	3.40	3.00	0.20	80	161,871	520,767.40	4.20	3.00
MERCHANT BANK	10.40	9.70	10.70	9.70	(0.70)	268	319,384	3,200,832.80	14.00	7.40
PEOPLE'S MERCH	9.20	9.40	9.60	9.10	0.20	8	2,253	20,863.50	13.50	8.20
SINHAPUTHRA FIN	9.50	9.90	10.40	9.40	0.40	36	32,032	314,159.90	12.80	7.50
TRADE FINANCE	50.00	50.00	53.00	50.00	0.00	11	5,221	261,675.60	75.00	41.00

ENERGY

MAIN BOARD

LANKA IOC	17.40	17.60	17.80	17.40	0.20	152	251,790	4,412,831.30	37.00	17.10
LAUGFS GAS	16.80	17.80	18.00	16.60	1.00	54	7,929	138,184.60	30.00	14.60
LAUGFS GAS	13.10	14.00	14.10	12.90	0.90	61	18,451	252,947.30	25.00	11.50

FOOD & STAPLES RETAILING

MAIN BOARD

C T HOLDINGS	162.90	165.00	175.50	165.00	2.10	3	147	24,615.00	189.00	145.00
CARGILLS	200.00	200.00	203.90	200.00	0.00	13	416	83,320.80	209.90	190.00

DIRI SAVI BOARD

TESS AGRO	.40	.40	.50	.40	0.00	20	388,081	155,323.00	1.00	.30
TESS AGRO	.40	.40	.50	.40	0.00	47	143,506	57,402.90	1.20	.30

FOOD, BEVERAGE & TOBACCO

MAIN BOARD

AGALAWATTE	13.50	13.20	14.50	12.80	(0.30)	6	288	3,804.00	20.80	12.50
BAIRAHA FARMS	114.80	121.70	124.00	113.00	6.90	33	5,075	607,015.90	140.00	110.00
BALANGODA	11.60	13.00	13.20	11.80	1.40	102	55,077	689,150.40	28.00	10.90
BUKIT DARAH	200.00	200.00	200.20	197.00	0.00	18	2,906	579,863.50	238.00	190.00
CARSONS	160.00	155.00	165.00	155.00	(5.00)	18	7,292	1,157,243.60	199.00	137.20

Price changes during the week 01-04-2019 to 05-04-2019

51

සඟිය තුළ මිල වෙනස්වීම්

வாரத்துக்கான விலை அசைவுகள்

Company Name	Prv. Week's Close Price (Rs.)	Cur. Week's Close Price (Rs.)	Highest Price (Rs.)	Lowest Price (Rs.)	Change in Price During the week(Rs.)	Trade Volume (No.)	Share Volume (No.)	Turnover (Rs.)	52 Week Highest Price(Rs.)	52 Week Lowest Price(Rs.)
සමාගමේ නම	පෙර සතියේ සමාජන මිල	මේ සතියේ සමාජන මිල	ඉහළම මිල	පහළම මිල	සඟිය තුළදී මිල වෙනස්වීම	ගනුදෙනු ප්‍රමාණය	කොටස් ප්‍රමාණය	පිරිවැටුම	සති 52 තුළ ඉහළම මිල	සති 52 තුළ අවම මිල
கம்பனி பெயர்	கடந்த வார நிறைவு விலை	இவ்வார நிறைவு விலை	உயர்ந்த விலை	குறைந்த விலை	வாரத்தின் விலை அசைவு	வியாபார அளவுகள்	அலகு அளவுகள்	புரள்வு	52வார உயர் விலை	52வார குறைந்த விலை

FOOD, BEVERAGE & TOBACCO

MAIN BOARD

CEYLON TOBACCO	1,339.90	1,310.00	1,360.00	1,310.00	(29.90)	26	1,639	2,168,454.60	1,500.00	.00
COLD STORES	575.00	575.00	639.90	563.00	0.00	29	7,978	4,585,424.50	1,000.00	515.00
CONVENIENCE FOOD	399.60	399.60	399.80	399.00	0.00	2	2	798.80	570.00	300.00
GRAIN ELEVATORS	52.10	54.10	56.90	52.00	2.00	98	61,056	3,346,424.60	73.20	50.20
HORANA	17.00	17.00	17.50	14.10	0.00	5	203	3,449.10	26.80	13.60
KAHAWATTE	39.00	39.90	39.90	35.00	0.90	5	201	8,006.00	44.00	30.00
KEGALLE	55.00	62.30	62.50	56.00	7.30	15	1,289	77,347.50	70.00	50.00
KELANI VALLEY	93.00	90.00	94.00	90.00	(3.00)	16	725	66,178.20	99.90	60.50
KOTAGALA	7.00	6.80	7.00	6.70	(0.20)	30	29,267	200,828.40	11.40	5.90
LANKEM DEV.	3.40	3.70	3.80	3.30	0.30	431	3,187,425	11,482,873.80	7.80	3.20
LION BREWERY	555.00	584.40	590.00	553.00	29.40	13	360	203,890.00	679.00	.00
LMF	110.00	109.50	110.00	109.50	(0.50)	18	2,492	272,927.50	177.90	108.50
MALWATTE	6.80	7.80	8.00	6.20	1.00	33	21,270	161,236.80	10.20	5.40
MALWATTE	4.20	4.40	4.40	4.10	0.20	40	29,535	123,374.20	9.40	3.90
MELSTACORP	36.00	38.10	39.50	36.00	2.10	51	18,964	707,490.90	62.90	.00
NAMUNUKULA	64.00	63.00	66.70	63.00	(1.00)	11	786	49,880.50	95.00	55.50
NESTLE	1,624.60	1,629.00	1,650.00	1,600.10	4.40	14	499	810,331.90	1,849.90	.00
RENUKA AGRI	2.00	2.10	2.20	1.90	0.10	73	226,170	459,852.30	2.50	1.80
RENUKA FOODS	13.10	14.80	15.90	14.00	1.70	29	48,464	729,766.00	17.90	10.50
RENUKA FOODS	10.00	11.10	11.80	10.10	1.10	26	1,349	14,628.50	15.80	8.00
SUNSHINE HOLDING	47.00	49.50	49.50	42.00	2.50	7	2,520	124,665.00	60.00	42.00
TALAWAKELLE	48.70	53.00	54.80	51.10	4.30	235	116,680	6,224,603.10	59.90	42.50
TEA SMALLHOLDER	24.10	26.00	26.00	24.00	1.90	12	1,116	27,216.80	37.50	18.90
THREE ACRE FARMS	98.30	98.20	98.50	95.00	(0.10)	35	1,849	178,943.40	120.00	.00
WATAWALA	18.50	18.70	19.00	18.50	0.20	19	2,115	39,668.70	30.60	18.00

DIRI SAVI BOARD

BOGAWANTALAWA	10.90	11.60	11.70	10.10	0.70	55	29,697	330,083.90	17.30	8.50
BROWNS INVSTMNTS	1.50	1.60	1.70	1.50	0.10	53	69,009	111,137.30	3.40	1.50
CEYLON BEVERAGE	825.00	846.90	850.00	780.00	21.90	8	289	235,896.80	899.90	600.00
DILMAH CEYLON	619.90	598.60	600.00	542.10	(21.30)	4	112	66,533.00	630.00	530.00
ELPITIYA	18.10	18.20	18.90	17.50	0.10	28	27,547	505,215.40	29.70	17.30
HAPUGASTENNE	17.00	17.90	17.90	16.30	0.90	13	950	16,956.00	28.90	13.50
HARISCHANDRA	1,388.90	1,607.00	1,687.00	1,411.00	218.10	19	418	649,874.40	1,749.90	1,057.10
HATTON	6.70	6.80	6.90	6.60	0.10	47	15,733	105,290.00	8.70	6.20
KEELLS FOOD	124.80	124.90	125.00	122.10	0.10	7	1,869	232,768.90	149.90	121.00
MASKELIYA	10.80	10.60	11.30	9.90	(0.20)	97	47,299	482,909.40	22.00	8.30

Price changes during the week 01-04-2019 to 05-04-2019

52

සඟිය තුළ මිල වෙනස්වීම්

வாரத்துக்கான விலை அசைவுகள்

Company Name	Prv. Week's Close Price (Rs.)	Cur. Week's Close Price (Rs.)	Highest Price (Rs.)	Lowest Price (Rs.)	Change in Price During the week(Rs.)	Trade Volume (No.)	Share Volume (No.)	Turnover (Rs.)	52 Week Highest Price(Rs.)	52 Week Lowest Price(Rs.)
සමාගමේ නම	පෙර සතියේ සමාජන මිල	මේ සතියේ සමාජන මිල	ඉහළම මිල	පහළම මිල	සඟිය තුළදී මිල වෙනස්වීම්	ගනුදෙනු ප්‍රමාණය	කොටස් ප්‍රමාණය	පිරිවැටුම	සති 52 තුළ ඉහළම මිල	සති 52 තුළ අවම මිල
கம்பனி பெயர்	கடந்த வார நிறைவு விலை	இவ்வார நிறைவு விலை	உயர்ந்த விலை	குறைந்த விலை	வாரத்தின் விலை அசைவு	வியாபார அளவுகள்	அலகு அளவுகள்	புரள்வு	52வார உயர் விலை	52வார குறைந்த விலை

FOOD, BEVERAGE & TOBACCO

DIRI SAVI BOARD

RAIGAM SALTERNS	1.90	1.90	2.00	1.90	0.00	19	29,777	56,689.00	2.50	1.80
-----------------	------	------	------	------	------	----	--------	-----------	------	------

WATCH LIST

DISTILLERIES	14.50	15.00	15.50	14.50	0.50	29	8,682	127,181.10	35.00	14.30
GOOD HOPE	902.60	902.60	911.00	812.70	0.00	6	62	53,535.70	1,346.00	700.00
HVA FOODS	2.90	2.90	3.10	2.90	0.00	71	73,815	215,975.50	6.90	1.80
INDO MALAY	1,300.00	1,300.00	1,100.00	1,000.00	0.00	3	3	3,200.00	1,620.00	977.10
KOTMALE HOLDINGS	230.00	182.10	187.50	182.10	(47.90)	8	238	43,631.00	250.00	150.00
MADULSIMA	6.10	6.10	6.50	5.90	0.00	27	10,058	60,723.70	11.80	5.60
SELINSING	711.40	711.40	679.90	551.20	0.00	4	6	3,823.30	835.00	537.30
SHALIMAR	1,497.60	1,497.60	1,497.60	1,497.60	0.00	1	1	1,497.60	1,870.00	1,125.00

HEALTH CARE EQUIPMENT & SERVICES

MAIN BOARD

ASIRI	20.20	20.00	21.00	20.00	(0.20)	55	157,791	3,187,102.40	27.00	19.50
ASIRI SURG	9.50	9.50	9.70	9.50	0.00	44	29,025	275,739.20	10.80	8.90
DURDANS	72.30	72.30	72.40	70.10	0.00	7	2,754	198,970.50	87.00	68.50
DURDANS	67.60	67.60	68.00	68.00	0.00	2	30	2,040.00	76.00	54.20
MULLERS	.60	.60	.70	.60	0.00	12	19,205	11,523.20	1.00	.50
NAWALOKA	4.20	4.30	4.30	4.10	0.10	26	16,863	69,538.90	4.80	4.10

DIRI SAVI BOARD

E - CHANNELLING	4.00	4.20	4.40	4.00	0.20	35	28,020	112,520.80	6.10	3.80
SINGHE HOSPITALS	1.30	1.30	1.30	1.30	0.00	11	14,048	18,262.40	1.80	1.10

WATCH LIST

LANKA HOSPITALS	43.70	44.20	47.00	44.00	0.50	9	706	31,270.40	60.00	39.00
-----------------	-------	-------	-------	-------	------	---	-----	-----------	-------	-------

HOUSEHOLD & PERSONAL PRODUCTS

DIRI SAVI BOARD

BPPL HOLDINGS	9.90	10.20	10.30	9.90	0.30	7	1,150	11,727.50	13.50	9.80
---------------	------	-------	-------	------	------	---	-------	-----------	-------	------

INSURANCE

MAIN BOARD

CEYLINCO INS.	2,123.60	2,123.60	2,119.00	2,115.00	0.00	4	15	31,732.90	2,125.00	.00
CEYLINCO INS.	900.40	900.40	959.00	901.00	0.00	9	19	17,566.80	1,078.80	900.00
HNB ASSURANCE	115.70	120.40	121.90	116.10	4.70	82	14,815	1,774,241.70	143.90	83.00
JANASHAKTHI INS.	26.60	26.70	27.00	25.70	0.10	100	109,533	2,836,114.00	31.50	20.00
PEOPLE'S INS	19.70	18.50	18.90	18.20	(1.20)	45	17,359	322,752.30	24.00	18.20

Price changes during the week 01-04-2019 to 05-04-2019

53

සරිය තුළ මිල වෙනස්වීම්

வாரத்துக்கான விலை அசைவுகள்

Company Name	Prv. Week's Close Price (Rs.)	Cur. Week's Close Price (Rs.)	Highest Price (Rs.)	Lowest Price (Rs.)	Change in Price During the week(Rs.)	Trade Volume (No.)	Share Volume (No.)	Turnover (Rs.)	52 Week Highest Price(Rs.)	52 Week Lowest Price(Rs.)
සමාගමේ නම	පෙර සතියේ සමාජන මිල	මේ සතියේ සමාජන මිල	ඉහළම මිල	පහළම මිල	සරිය තුළදී මිල වෙනස්වීම්	ගනුදෙනු ප්‍රමාණය	කොටස් ප්‍රමාණය	පිරිවැටුම	සති 52 තුළ ඉහළම මිල	සති 52 තුළ අඩම මිල
கம்பனி பெயர்	கடந்த வார நிறைவு விலை	இவ்வார நிறைவு விலை	உயர்ந்த விலை	குறைந்த விலை	வாரத்தின் விலை அசைவு	வியாபார அளவுகள்	அலகு அளவுகள்	புரள்வு	52வார உயர் விலை	52வார குறைந்த விலை

INSURANCE

DIRI SAVI BOARD

AMANA LIFE	8.70	9.10	9.20	8.40	0.40	12	9,942	84,063.70	13.50	1.10
AMANA TAKAFUL	5.50	5.50	6.30	5.40	0.00	26	20,187	110,632.80	9.40	.70
ARPICO INSURANCE	17.90	17.70	17.80	16.90	(0.20)	9	7,382	130,441.60	20.00	16.20
Softlogic Life	31.50	34.10	35.00	32.50	2.60	69	15,778	524,647.80	50.40	21.50
UNION ASSURANCE	299.60	299.00	315.00	298.80	(0.60)	26	2,832	847,331.10	364.00	149.10

MATERIALS

MAIN BOARD

ACL PLASTICS	78.80	81.00	81.50	78.80	2.20	19	451	36,117.80	131.00	67.00
ACME	3.50	3.50	3.70	3.30	0.00	78	188,383	685,057.90	7.10	3.10
CHEMANEX	59.00	58.90	59.00	58.60	(0.10)	3	100	5,894.70	69.00	45.00
CHEVRON	62.60	63.70	64.50	62.00	1.10	131	34,306	2,154,070.60	107.00	62.00
CIC	38.50	38.00	39.40	37.90	(0.50)	25	4,492	172,630.00	60.00	36.00
CIC	25.60	29.00	29.00	27.00	3.40	34	20,588	558,124.00	43.00	25.10
DIPPED PRODUCTS	78.00	82.00	85.00	80.00	4.00	18	5,750	467,414.50	99.10	66.20
HAYCARB	127.00	130.00	130.00	128.10	3.00	4	1,943	252,496.90	154.90	119.10
LANKA ALUMINIUM	54.40	58.90	59.70	44.30	4.50	19	345	18,895.80	70.00	44.30
PIRAMAL GLASS	3.50	3.40	3.50	3.40	(0.10)	100	844,193	2,872,316.50	6.00	3.30
SAMSON INTERNAT.	97.90	97.90	96.40	82.50	0.00	2	52	4,317.80	118.70	74.00
SWISSTEK	34.80	35.60	36.00	34.90	0.80	52	33,907	1,208,282.60	61.90	31.80
TOKYO CEMENT	20.70	22.00	23.00	20.20	1.30	147	178,097	3,886,255.30	59.90	20.00
TOKYO CEMENT	18.50	19.10	19.80	17.90	0.60	86	53,333	994,924.30	49.80	17.50
UNION CHEMICALS	400.00	400.00	380.00	310.00	0.00	3	23	7,200.00	499.00	300.00

DIRI SAVI BOARD

AGSTAR PLC	4.00	4.30	4.30	3.80	0.30	4	2,501	10,743.80	5.10	3.20
ALUMEX PLC	10.00	9.80	10.00	9.00	(0.20)	313	887,280	8,453,161.90	18.00	9.00
BOGALA GRAPHITE	12.20	12.30	12.40	12.20	0.10	13	1,249	15,358.20	15.70	12.00
RICH PIERIS EXP	212.00	211.50	219.50	210.00	(0.50)	90	13,583	2,893,323.90	248.00	160.00

WATCH LIST

INDUSTRIAL ASPH.	371.00	395.00	395.00	395.00	24.00	3	200	79,000.00	410.00	273.90
------------------	--------	--------	--------	--------	-------	---	-----	-----------	--------	--------

PHARMACEUTICALS, BIOTECHNOLOGY & LI

WATCH LIST

MORISONS	652.30	652.30	670.00	620.00	0.00	3	12	7,520.00	799.00	500.00
MORISONS	424.50	500.00	500.10	480.00	75.50	28	616	305,485.70	664.00	380.00

Price changes during the week 01-04-2019 to 05-04-2019

54

සතිය තුළ මිල වෙනස්වීම්

வாரத்துக்கான விலை அசைவுகள்

Company Name	Prv. Week's Close Price (Rs.)	Cur. Week's Close Price (Rs.)	Highest Price (Rs.)	Lowest Price (Rs.)	Change in Price During the week(Rs.)	Trade Volume (No.)	Share Volume (No.)	Turnover (Rs.)	52 Week Highest Price(Rs.)	52 Week Lowest Price(Rs.)
සමාගමේ නම	පෙර සතියේ සමාජන මිල	මේ සතියේ සමාජන මිල	ඉහළම මිල	පහළම මිල	සතිය තුළදී මිල වෙනස්වීම්	ගනුදෙනු ප්‍රමාණය	කොටස් ප්‍රමාණය	පිරිවැටුම	සති 52 තුළ ඉහළම මිල	සති 52 තුළ අවම මිල
கம்பனி பெயர்	கடந்த வார நிறைவு விலை	இவ்வார நிறைவு விலை	உயர்ந்த விலை	குறைந்த விலை	வாரத்தின் விலை அசைவு	வியாபார அளவுகள்	அலகு அளவுகள்	புரள்வு	52வார உயர் விலை	52வார குறைந்த விலை

REAL ESTATE

MAIN BOARD

CARGO BOAT	61.00	61.00	64.60	63.80	0.00	2	4	256.80	89.70	52.00
COLOMBO CITY	707.90	744.00	745.00	719.00	36.10	31	724	537,131.20	900.00	582.00
COLOMBO LAND	11.80	12.40	12.40	11.90	0.60	20	37,335	447,742.00	20.50	11.10
LANKA REALTY	23.90	26.00	26.90	24.00	2.10	48	15,831	409,902.10	39.50	18.00
LEE HEDGES	70.00	75.00	75.00	75.00	5.00	4	6,121	459,075.00	88.80	54.30
ON'ALLY	100.00	100.00	100.10	100.00	0.00	5	760	76,000.80	118.80	55.00
OVERSEAS REALTY	16.40	15.40	15.40	14.60	(1.00)	48	13,216	199,862.80	18.00	14.60
R I L PROPERTY	6.40	6.10	7.00	6.00	(0.30)	75	78,784	489,798.90	7.70	6.00
SEYLAN DEVTS	10.00	10.10	10.30	9.80	0.10	90	48,464	486,678.10	13.80	9.80

DIRI SAVI BOARD

C T LAND	28.40	29.90	30.00	27.50	1.50	36	29,669	853,555.60	33.90	26.10
MILLENNIUM HOUSE	7.00	7.70	7.80	7.00	0.70	22	4,592	35,210.50	11.60	6.00

WATCH LIST

COMMERCIAL DEV.	70.10	71.50	72.00	71.50	1.40	6	632	45,208.50	80.00	66.20
EAST WEST	17.50	17.40	18.30	17.30	(0.10)	614	835,598	14,900,281.70	20.50	11.90
PDL	116.00	116.00	116.10	116.00	0.00	9	2,040	236,648.00	133.00	100.10

RETAILING

MAIN BOARD

AUTODROME	84.90	84.90	75.00	65.00	0.00	2	49	3,195.00	105.00	65.00
C M HOLDINGS	36.10	38.00	38.90	36.00	1.90	30	7,913	297,272.60	72.80	35.20
DIMO	304.70	300.00	304.00	295.00	(4.70)	23	1,599	481,675.50	475.00	290.00
EASTERN MERCHANT HUNTERS	3.90	4.00	4.00	3.90	0.10	31	67,004	267,927.00	6.00	3.70
SINGER SRI LANKA	400.00	400.00	400.00	380.00	0.00	2	2,000	780,000.00	510.00	350.00
SINGER SRI LANKA	25.00	27.40	27.50	25.00	2.40	75	67,064	1,701,863.60	41.00	24.50
UNITED MOTORS	66.80	68.00	68.30	68.00	1.20	12	3,263	221,902.00	87.40	66.00

DIRI SAVI BOARD

C.W.MACKIE	40.40	38.10	42.50	38.00	(2.30)	9	10,365	395,485.50	52.40	37.00
CEYLON TEA BRKRS	2.70	2.80	2.90	2.60	0.10	76	220,455	616,933.60	3.90	2.50
JOHN KEELLS	48.00	51.00	51.00	48.00	3.00	9	1,641	83,598.90	70.00	46.00
SATHOSA MOTORS	457.90	366.20	449.00	319.90	(91.70)	20	714	282,049.10	550.00	300.00

WATCH LIST

ODEL PLC	26.10	26.00	27.80	24.60	(0.10)	23	4,025	103,597.20	32.50	22.10
----------	-------	-------	-------	-------	--------	----	-------	------------	-------	-------

TELECOMMUNICATION SERVICES

MAIN BOARD

DIALOG	9.10	9.50	9.70	9.10	0.40	204	1,493,756	13,670,209.20	14.80	9.00
--------	------	------	------	------	------	-----	-----------	---------------	-------	------

Price changes during the week 01-04-2019 to 05-04-2019

55

සතිය තුළ මිල වෙනස්වීම්

வாரத்துக்கான விலை அசைவுகள்

Company Name	Prv. Week's Close Price (Rs.)	Cur. Week's Close Price (Rs.)	Highest Price (Rs.)	Lowest Price (Rs.)	Change in Price During the week(Rs.)	Trade Volume (No.)	Share Volume (No.)	Turnover (Rs.)	52 Week Highest Price(Rs.)	52 Week Lowest Price(Rs.)
සමාගමේ නම	පෙර සතියේ සමාජන මිල	මේ සතියේ සමාජන මිල	ඉහළම මිල	පහළම මිල	සතිය තුළදී මිල වෙනස්වීම	ගනුදෙනු ප්‍රමාණය	කොටස් ප්‍රමාණය	පිරිවැටුම	සති 52 තුළ ඉහළම මිල	සති 52 තුළ අවම මිල
கம்பனி பெயர்	கடந்த வார நிறைவு விலை	இவ்வார நிறைவு விலை	உயர்ந்த விலை	குறைந்த விலை	வாரத்தின் விலை அசைவு	வியாபார அளவுகள்	அலகு அளவுகள்	புரள்வு	52வார உயர் விலை	52வார குறைந்த விலை

TELECOMMUNICATION SERVICES

MAIN BOARD

SLT	21.40	23.10	23.50	21.20	1.70	59	29,912	662,034.20	30.00	18.90
-----	-------	-------	-------	-------	------	----	--------	------------	-------	-------

TRANSPORTATION

MAIN BOARD

EXPOLANKA	4.00	4.10	4.20	4.00	0.10	67	136,041	558,026.10	5.10	3.80
-----------	------	------	------	------	------	----	---------	------------	------	------

UTILITIES

MAIN BOARD

LVL ENERGY	7.90	8.00	9.70	7.90	0.10	8	13,606	108,649.20	10.00	7.30
PANASIAN POWER	3.00	3.00	3.10	2.90	0.00	34	195,281	582,383.10	3.50	2.70
RESUS ENERGY	18.50	18.40	19.80	18.40	(0.10)	72	34,101	650,782.60	33.00	18.10
VALLIBEL	5.90	6.10	6.10	5.90	0.20	24	21,103	126,422.10	7.50	5.90
VIDULLANKA	4.40	4.40	4.80	4.30	0.00	11	1,719	7,529.50	5.00	4.10

WATCH LIST

LOTUS HYDRO	5.20	5.60	5.70	5.20	0.40	17	9,464	50,845.10	6.10	4.20
-------------	------	------	------	------	------	----	-------	-----------	------	------

GICS Industry Group Statistics

GICS ක්ෂේත්‍ර සමූහයන්හි සංඛ්‍යා දත්ත

GICS துறைத் தொகுதி புள்ளிவிபரங்கள்

Industry Group	Market capitalization	Turnover පිරිවැටුම	Trades (No.)	PER	PBV	DY	Companies Traded	Companies Listed	
ක්ෂේත්‍ර සමූහය	වෙළෙඳපොළ ප්‍රාග්ධනීකරණය	පුරුණු Value(Rs.)	ගනුදෙනු Volume(No.)	මිල ලපසුම් අනුපාතය	මිල පොත් අගයෙහි අනුපාතයක් ලෙස	ලාභය එලදාව	ගනුදෙනු වූ සමාගම්	ලැයිස්තුගත සමාගම්	
துறைத் தொகுதி	சந்தை முதலாக்கம்	වටිනාකම பெறுமதி	ප්‍රමාණය அளவு	විල உழைப்பு விகிதம்	විල පුත්තකප් பெறுமதி	பங்குலாப விளைவு	வியாபாரம் நிறைவுற்ற கம்பனிகள்	பட்டியல் படுத்தப்பட்ட கம்பனிகள்	
AUTOMOBILES & COMPONENTS	2,717,520,000.00	494,013.50	15,139.00	49	4.55	.55	7.58	1	1
BANKS	347,835,092,400.00	746,948,518.50	8,399,104.00	2,033	5.02	.66	2.91	12	16
CAPITAL GOODS	396,588,827,271.90	1,109,353,241.40	13,600,091.00	2,127	10.15	.74	3.87	26	31
COMMERCIAL & PROFESSIONAL SERVICES	3,621,822,199.00	27,797.80	780.00	16	N/A	1.02	.12	4	5
CONSUMER DURABLES & APPAREL	36,603,150,016.90	14,215,503.50	2,099,794.00	827	39.21	1.00	5.99	12	14
CONSUMER SERVICES	120,447,179,001.10	16,687,805.40	1,501,504.00	1,321	103.89	1.63	.81	36	39
DIVERSIFIED FINANCIALS	231,218,734,076.70	73,338,340.00	4,997,506.00	2,010	5.29	1.01	2.94	38	53
ENERGY	16,067,597,938.80	4,803,963.20	278,170.00	267	N/A	.79	2.15	2	3
FOOD & STAPLES RETAILING	88,158,235,605.10	320,661.70	532,150.00	83	22.21	2.10	2.11	3	5
FOOD, BEVERAGE & TOBACCO	730,365,099,666.10	38,408,260.50	4,150,157.00	1,949	15.28	2.58	3.79	47	55
HEALTH CARE EQUIPMENT & SERVICES	47,535,863,285.00	3,906,967.80	268,442.00	201	15.91	1.67	3.3	8	10
HOUSEHOLD & PERSONAL PRODUCTS	5,354,863,941.40	11,727.50	1,150.00	7	12.81	1.76	2.41	1	2
INSURANCE	144,406,652,819.90	6,679,524.70	197,862.00	382	3.39	1.52	3.72	9	11
MATERIALS	52,311,723,108.70	24,775,586.50	2,270,776.00	1,144	7.90	.88	7.75	18	22
PHARMACEUTICALS, BIOTECHNOLOGY & LIFE SCIENCE	4,611,783,700.00	313,005.70	628.00	31	4.78	1.28	2.43	1	2
REAL ESTATE	53,335,044,967.50	19,177,352.00	1,073,770.00	1,010	4.99	.54	4.8	14	20
RETAILING	37,664,888,100.90	5,235,500.00	386,092.00	312	16.20	.62	5.74	12	12
TELECOMMUNICATION SERVICES	119,599,618,847.50	14,332,243.40	1,523,668.00	263	5.68	.85	7.64	2	2
TRANSPORTATION	8,185,850,900.00	558,026.10	136,041.00	67	7.72	.71	0	1	2
UTILITIES	16,447,400,746.30	1,526,611.60	275,274.00	166	10.12	1.98	6.4	6	6

GICS Industry Group Wise Top 5 Gainers for the week /

සහිත තුළ 05 සමාගම් අතර ප්‍රමුඛතම සමාගම් 05 (කර්මාන්ත සමූහයන් වශයෙන්) /

வாரத்தில் துறையடிப்படையில் முதல் 5 சிறந்த ஆதாயமீட்டிய பிணையங்கள்

ENERGY				MATERIALS			
Company Name සමාගමේ නම கம்பனி பெயர்	Current Close Price (Rs.) වත්මන් සමාජිත මිල	Previous Close Price (Rs.) පෙර සමාජිත	Change වෙනස %	Company Name සමාගමේ නම கம்பனி பெயர்	Current Close Price (Rs.) වත්මන් සමාජිත මිල	Previous Close Price (Rs.) පෙර සමාජිත	Change වෙනස %
	தற்போதைய நிறைவு விலை	முன்னைய நிறைவு விலை	அசைவு %		தற்போதைய நிறைவு விலை	முன்னைய நிறைவு விலை	அசைவு %
LAUGFS GAS[LGL.X0000]	14.00	13.10	6.87	CIC[CIC.X0000]	29.00	25.60	13.28
LAUGFS GAS	17.80	16.80	5.95	LANKA ALUMINIUM	58.90	54.40	8.27
LANKA IOC	17.60	17.40	1.15	AGSTAR PLC	4.30	4.00	7.50
				INDUSTRIAL ASPH.	395.00	371.00	6.47
				TOKYO CEMENT	22.00	20.70	6.28
CAPITAL GOODS				TRANSPORTATION			
Company Name සමාගමේ නම கம்பனி பெயர்	Current Close Price (Rs.) වත්මන් සමාජිත මිල	Previous Close Price (Rs.) පෙර සමාජිත	Change වෙනස %	Company Name සමාගමේ නම கம்பனி பெயர்	Current Close Price (Rs.) වත්මන් සමාජිත මිල	Previous Close Price (Rs.) පෙර සමාජිත	Change වෙනස %
	தற்போதைய நிறைவு விலை	முன்னைய நிறைவு விலை	அசைவு %		தற்போதைய நிறைவு விலை	முன்னைய நிறைவு விலை	அசைவு %
RENUKA HOLDINGS[RHL.X0000]	10.20	9.00	13.33	EXPOLANKA	4.10	4.00	2.50
RENUKA HOLDINGS	15.00	13.40	11.94				
AITKEN SPENCE	45.00	41.00	9.76				
SIERRA CABL	1.70	1.60	6.25				
UNISYST	14.30	13.50	5.93				
AUTOMOBILES & COMPONENTS				CONSUMER DURABLES & APPAREL			
Company Name සමාගමේ නම கம்பனி பெயர்	Current Close Price (Rs.) වත්මන් සමාජිත මිල	Previous Close Price (Rs.) පෙර සමාජිත	Change වෙනස %	Company Name සමාගමේ නම கம்பனி பெயர்	Current Close Price (Rs.) වත්මන් සමාජිත මිල	Previous Close Price (Rs.) පෙර සමාජිත	Change වෙනස %
	தற்போதைய நிறைவு விலை	முன்னைய நிறைவு விலை	அசைவு %		தற்போதைய நிறைவு விலை	முன்னைய நிறைவு விலை	அசைவு %
KELANI TYRES	33.00	30.90	6.80	DANKOTUWA PORCEL	6.00	5.30	13.21
				HAYLEYS FIBRE	92.90	85.70	8.40
				AMBEON CAPITAL	4.00	3.70	8.11
				SINGER IND. (+)	62.00	58.00	6.90
				AMBEON HOLDINGS	9.80	9.20	6.52
CONSUMER SERVICES				RETAILING			
Company Name සමාගමේ නම கம்பனி பெயர்	Current Close Price (Rs.) වත්මන් සමාජිත මිල	Previous Close Price (Rs.) පෙර සමාජිත	Change වෙනස %	Company Name සමාගමේ නම கம்பனி பெயர்	Current Close Price (Rs.) වත්මන් සමාජිත මිල	Previous Close Price (Rs.) පෙර සමාජිත	Change වෙනස %
	தற்போதைய நிறைவு விலை	முன்னைய நிறைவு விலை	அசைவு %		தற்போதைய நிறைவு விலை	முன்னைய நிறைவு விலை	அசைவு %
HUNAS FALLS	219.80	180.00	22.11	SINGER SRI LANKA (+)	27.40	25.00	9.60
BERUWALA RESORTS	.70	.60	16.67	JOHN KEELLS	51.00	48.00	6.25
PALM GARDEN HOTL	21.50	18.50	16.22	C M HOLDINGS	38.00	36.10	5.26
FORTRESS RESORTS	11.30	10.00	13.00	CEYLON TEA BRKRS	2.80	2.70	3.70
ANILANA HOTELS	.90	.80	12.50	EASTERN MERCHANT	4.00	3.90	2.56
FOOD & STAPLES RETAILING							
Company Name සමාගමේ නම கம்பனி பெயர்	Current Close Price (Rs.) වත්මන් සමාජිත මිල	Previous Close Price (Rs.) පෙර සමාජිත	Change වෙනස %				
	தற்போதைய நிறைவு விலை	முன்னைய நிறைவு விலை	அசைவு %				
C T HOLDINGS	165.00	162.90	1.29				
FOOD, BEVERAGE & TOBACCO							
FOOD, BEVERAGE & TOBACCO							

GICS Industry Group Wise Top 5 Gainers for the week /

සතිස තුළ ඉහළ මිලින් වර්තා කළ සමාගම් අතර ප්‍රමුඛතම සමාගම් 05 (කර්මාන්ත සමූහයන් වශයෙන්) /

வாரத்தில் துறையடிப்படையில் முதல் 5 சிறந்த ஆதாயமீட்டிய பிணையங்கள்

FOOD, BEVERAGE & TOBACCO				HOUSEHOLD & PERSONAL PRODUCTS			
Company Name සමාගමේ නම கம்பனி பெயர்	Current Close Price (Rs.) වත්මන් සමාජන මිල	Previous Close Price (Rs.) පෙර සමාජන	Change වෙනස %	Company Name සමාගමේ නම கம்பனி பெயர்	Current Close Price (Rs.) වත්මන් සමාජන මිල	Previous Close Price (Rs.) පෙර සමාජන	Change වෙනස %
	தற்போதைய நிறைவு விலை	முன்னைய நிறைவு விலை	அசைவு %		தற்போதைய நிறைவு விலை	முன்னைய நிறைவு விலை	அசைவு %
HARISCHANDRA	1,607.00	1,388.90	15.70	BPPL HOLDINGS	10.20	9.90	3.03
MALWATTE (+)	7.80	6.80	14.71				
KEGALLE	62.30	55.00	13.27				
RENUKA FOODS	14.80	13.10	12.98				
BALANGODA (+)	13.00	11.60	12.07				
HEALTH CARE EQUIPMENT & SERVICES				PHARMACEUTICALS, BIOTECHNOLOGY & LIFE SCIENCE			
Company Name සමාගමේ නම கம்பனி பெயர்	Current Close Price (Rs.) වත්මන් සමාජන මිල	Previous Close Price (Rs.) පෙර සමාජන	Change වෙනස %	Company Name සමාගමේ නම கம்பனி பெயர்	Current Close Price (Rs.) වත්මන් සමාජන මිල	Previous Close Price (Rs.) පෙර සමාජන	Change වෙනස %
	தற்போதைய நிறைவு விலை	முன்னைய நிறைவு விலை	அசைவு %		தற்போதைய நிறைவு விலை	முன்னைய நிறைவு விலை	அசைவு %
E - CHANNELLING	4.20	4.00	5.00	MORISONS[MORI.X0000]	500.00	424.50	17.79
NAWALOKA	4.30	4.20	2.38				
LANKA HOSPITALS (+)	44.20	43.70	1.14				
BANKS				DIVERSIFIED FINANCIALS			
Company Name සමාගමේ නම கம்பனி பெயர்	Current Close Price (Rs.) වත්මන් සමාජන මිල	Previous Close Price (Rs.) පෙර සමාජන	Change වෙනස %	Company Name සමාගමේ නම கம்பனி பெயர்	Current Close Price (Rs.) වත්මන් සමාජන මිල	Previous Close Price (Rs.) පෙර සමාජන	Change වෙනස %
	தற்போதைய நிறைவு விலை	முன்னைய நிறைவு விலை	அசைவு %		தற்போதைய நிறைவு விலை	முன்னைய நிறைவு விலை	அசைவு %
SEYLAN BANK[SEYB.X0000] (+)	39.80	35.90	10.86	LOLC DEV FINANCE	39.90	36.00	10.83
HDFC (+)	23.80	23.00	3.48	DIALOG FINANCE	38.50	35.50	8.45
SANASA DEV. BANK (+)	62.00	60.00	3.33	SINGER FINANCE	13.50	12.60	7.14
SEYLAN BANK (+)	64.00	62.80	1.91	PRIME FINANCE	18.20	17.00	7.06
UNION BANK (+)	11.20	11.00	1.82	CEYLON GUARDIAN	66.00	61.80	6.80
INSURANCE				TELECOMMUNICATION SERVICES			
Company Name සමාගමේ නම கம்பனி பெயர்	Current Close Price (Rs.) වත්මන් සමාජන මිල	Previous Close Price (Rs.) පෙර සමාජන	Change වෙනස %	Company Name සමාගමේ නම கம்பனி பெயர்	Current Close Price (Rs.) වත්මන් සමාජන මිල	Previous Close Price (Rs.) පෙර සමාජන	Change වෙනස %
	தற்போதைய நிறைவு விலை	முன்னைய நிறைவு விலை	அசைவு %		தற்போதைய நிறைவு விலை	முன்னைய நிறைவு விலை	அசைவு %
Softlogic Life (+)	34.10	31.50	8.25	SLT (+)	23.10	21.40	7.94
AMANA LIFE (+)	9.10	8.70	4.60	DIALOG (+)	9.50	9.10	4.40
HNB ASSURANCE (+)	120.40	115.70	4.06				
JANASHAKTHI INS. (+)	26.70	26.60	.38				
UTILITIES				REAL ESTATE			
Company Name සමාගමේ නම கம்பனி பெயர்	Current Close Price (Rs.) වත්මන් සමාජන මිල	Previous Close Price (Rs.) පෙර සමාජන	Change වෙනස %	Company Name සමාගමේ නම கம்பனி பெயர்	Current Close Price (Rs.) වත්මන් සමාජන මිල	Previous Close Price (Rs.) පෙර සමාජන	Change වෙනස %
	தற்போதைய நிறைவு விலை	முன்னைய நிறைவு விலை	அசைவு %		தற்போதைய நிறைவு விலை	முன்னைய நிறைவு விலை	அசைவு %
LOTUS HYDRO	5.60	5.20	7.69	MILLENNIUM HOUSE	7.70	7.00	10.00
VALLIBEL	6.10	5.90	3.39	LANKA REALTY	26.00	23.90	8.79
LVL ENERGY	8.00	7.90	1.27	LEE HEDGES	75.00	70.00	7.14
				C T LAND	29.90	28.40	5.28
				COLOMBO CITY	744.00	707.90	5.10

GICS Industry Group Wise Top 5 Losers for the week /

මිල ගණන් පහළ ගිය සමාගම් අතර ප්‍රමුඛතම සමාගම් 05 (කර්මාන්ත සමූහයන් වශයෙන්)

GICS Industry Group Wise Top 5 Losers for the week /

மேல்க்குள்ள பட்டியலில் 59 சமூகமே ஈதர் ப்ரமூ஢ிதம சமூகமே 05 (கூலூகீத சமூகமே லகசேதீ)

வாரததில் துறையடிப்படையில் முதல் 5 மதிப்பிழந்த பிணையங்கள்

MATERIALS				CAPITAL GOODS			
Company Name சமூகமே ணம கம்பனி பெயர்	Current Close Price (Rs.) லதீமதீ சமூகீத தற்புதைய நிறைவு விலை	Previous Close Price (Rs.) பேர் சமூகீத முன்னைய நிறைவு விலை	Change (%) லேதச % அசைவு %	Company Name சமூகமே ணம கம்பனி பெயர்	Current Close Price (Rs.) லதீமதீ சமூகீத தற்புதைய நிறைவு விலை	Previous Close Price (Rs.) பேர் சமூகீத முன்னைய நிறைவு விலை	Change (%) லேதச % அசைவு %
PIRAMAL GLASS	3.40	3.50	- 2.86	OFFICE EQUIPMENT	61.70	70.00	- 11.86
ALUMEX PLC	9.80	10.00	- 2.00	LAXAPANA	10.50	10.80	- 2.78
CIC	38.00	38.50	- 1.30	LANKEM CEYLON	21.50	22.00	- 2.27
RICH PIERIS EXP	211.50	212.00	- .24	JKH	154.00	156.00	- 1.28
CHEMANEX	58.90	59.00	- .17	HEMAS HOLDINGS	74.70	75.00	- .40
CONSUMER DURABLES & APPAREL				CONSUMER SERVICES			
Company Name சமூகமே ணம கம்பனி பெயர்	Current Close Price (Rs.) லதீமதீ சமூகீத தற்புதைய நிறைவு விலை	Previous Close Price (Rs.) பேர் சமூகீத முன்னைய நிறைவு விலை	Change (%) லேதச % அசைவு %	Company Name சமூகமே ணம கம்பனி பெயர்	Current Close Price (Rs.) லதீமதீ சமூகீத தற்புதைய நிறைவு விலை	Previous Close Price (Rs.) பேர் சமூகீத முன்னைய நிறைவு விலை	Change (%) லேதச % அசைவு %
BLUE DIAMONDS[BLUE.X0000]	.20	.30	- 33.33	CITRUS WASKADUWA	2.10	2.30	- 8.70
				RENUKA CITY HOT.	230.60	250.00	- 7.76
				MARAWILA RESORTS	1.50	1.60	- 6.25
				DOLPHIN HOTELS	25.70	26.50	- 3.02
				EDEN HOTEL LANKA	13.20	13.50	- 2.22
RETAILING				FOOD, BEVERAGE & TOBACCO			
Company Name சமூகமே ணம கம்பனி பெயர்	Current Close Price (Rs.) லதீமதீ சமூகீத தற்புதைய நிறைவு விலை	Previous Close Price (Rs.) பேர் சமூகீத முன்னைய நிறைவு விலை	Change (%) லேதச % அசைவு %	Company Name சமூகமே ணம கம்பனி பெயர்	Current Close Price (Rs.) லதீமதீ சமூகீத தற்புதைய நிறைவு விலை	Previous Close Price (Rs.) பேர் சமூகீத முன்னைய நிறைவு விலை	Change (%) லேதச % அசைவு %
SATHOSA MOTORS	366.20	457.90	- 20.03	KOTMALE HOLDINGS	182.10	230.00	- 20.83
C.W.MACKIE	38.10	40.40	- 5.69	DILMAH CEYLON	598.60	619.90	- 3.44
DIMO	300.00	304.70	- 1.54	KELANI VALLEY (+)	90.00	93.00	- 3.23
ODEL PLC	26.00	26.10	- .38	CARSONS	155.00	160.00	- 3.13
				KOTAGALA	6.80	7.00	- 2.86
HEALTH CARE EQUIPMENT & SERVICES				BANKS			
Company Name சமூகமே ணம கம்பனி பெயர்	Current Close Price (Rs.) லதீமதீ சமூகீத தற்புதைய நிறைவு விலை	Previous Close Price (Rs.) பேர் சமூகீத முன்னைய நிறைவு விலை	Change (%) லேதச % அசைவு %	Company Name சமூகமே ணம கம்பனி பெயர்	Current Close Price (Rs.) லதீமதீ சமூகீத தற்புதைய நிறைவு விலை	Previous Close Price (Rs.) பேர் சமூகீத முன்னைய நிறைவு விலை	Change (%) லேதச % அசைவு %
ASIRI	20.00	20.20	- .99	SAMPATH (+)	170.00	180.10	- 5.61
				HNB[HNB.X0000] (+)	143.00	147.00	- 2.72
DIVERSIFIED FINANCIALS				INSURANCE			
Company Name சமூகமே ணம கம்பனி பெயர்	Current Close Price (Rs.) லதீமதீ சமூகீத தற்புதைய நிறைவு விலை	Previous Close Price (Rs.) பேர் சமூகீத முன்னைய நிறைவு விலை	Change (%) லேதச % அசைவு %	Company Name சமூகமே ணம கம்பனி பெயர்	Current Close Price (Rs.) லதீமதீ சமூகீத தற்புதைய நிறைவு விலை	Previous Close Price (Rs.) பேர் சமூகீத முன்னைய நிறைவு விலை	Change (%) லேதச % அசைவு %
ASIA ASSET	7.60	8.40	- 9.52	PEOPLE'S INS (+)	18.50	19.70	- 6.09
MERCHANT BANK (+)	9.70	10.40	- 6.73	ARPICO INSURANCE (+)	17.70	17.90	- 1.12
ALLIANCE	50.70	53.60	- 5.41	UNION ASSURANCE (+)	299.00	299.60	- .20
COMM LEASE & FIN	2.50	2.60	- 3.85				
SOFTLOGIC CAP	5.30	5.50	- 3.64				
UTILITIES							

GICS Industry Group Wise Top 5 Losers for the week /

மே 05 2023 - மிகவும் குறைந்த விலை கொண்ட 5 மிகவும் குறைந்த விலை கொண்ட

வாரத்தில் தரையடிப்படையில் முதல் 5 மதிப்பிழந்த பிணியங்கள்

UTILITIES

Company Name சமாதானம் கம்பனி பெயர்	Current Close Price (Rs.) வந்த சமாதான தற்போதைய நிறைவு விலை	Previous Close Price (Rs.) பேர் சமாதான முன்னைய நிறைவு விலை	Change (%) வேறுபாடு % அசைவு %
RESUS ENERGY	18.40	18.50	- .54

REAL ESTATE

Company Name சமாதானம் கம்பனி பெயர்	Current Close Price (Rs.) வந்த சமாதான தற்போதைய நிறைவு விலை	Previous Close Price (Rs.) பேர் சமாதான முன்னைய நிறைவு விலை	Change (%) வேறுபாடு % அசைவு %
OVERSEAS REALTY (+)	15.40	16.40	- 6.10
R I L PROPERTY	6.10	6.40	- 4.69
EAST WEST	17.40	17.50	- .57

Daily Movements Corporate Debt on 05-04-2019

நிதிகளை உடனடி சமர்ப்பணைகளை
 தினசரி தனியார்துறைக் கட்டண்களின் அமைப்புகள்

Company Name	Code	Date	Coupon Rate	Tom (Rs.)	Spot (Rs.)	Coupon Frequency	Issued Date	Maturity Date	Next Int. Due Date	Quantity Issued	Par Value (Rs.)
சமூகமே னை	கொடை	திகதி	கூலிவாசியி அளவு	புதுசா புதுசா	புதுசா புதுசா	வார வார	நிதி நிதி	கால கால	அடுத்த வாங்கி	கொடுக்கப்பட்ட அளவு	மொத்த மொத்த
கம்பனி பெயர்	குறியீடு	திகதி	வட்டி வீதம்	மறுதின பலகை	நிகழ்கால பலகை	வட்டி வீத தடவைகள்	வழங்கல் திகதி	முதிர்ப்பு திகதி	அடுத்த வட்டி நிலுவை	வழங்கப்பட்ட அளவு	முகப் பெறுமதி

BANKS

COMMERCIAL BANK	COMB/BD/22/07/28-C2405-12.5		12.5	100	100	2	23/07/18	22/07/28	21/07/19	16061600	100
COMMERCIAL BANK	COMB/BD/22/07/23-C2404-12		12	100	100	2	23/07/18	22/07/23	21/07/19	83938400	100
COMMERCIAL BANK	COMB/BD/27/10/21-C2360-12	13-03-2019	12	100	90	2	28/10/16	27/10/21	26/04/19	50718000	100
COMMERCIAL BANK	COMB/BD/08/03/21-C2341-10.75	30-01-2019	10.75	100	90	2	09/03/16	08/03/21	07/09/19	44303400	100
COMMERCIAL BANK	COMB/BD/08/03/26-C2342-11.25	18-02-2019	11.25	100	100	2	09/03/16	08/03/26	07/09/19	17490900	100
COMMERCIAL BANK	COMB/BD/27/10/26-C2359-12.25		12.25	100	100	2	28/10/16	27/10/26	26/04/19	19282000	100
DFCC BANK PLC	DFCC/BD/28/03/29-C2417-13.9		13.9	100	100	1	28/03/19	28/03/29	27/03/20	44111700	100
DFCC BANK PLC	DFCC/BD/28/03/24-C2416-13.5		13.5	100	100	1	28/03/19	28/03/24	27/03/20	38047600	100
DFCC BANK PLC	DFCC/BD/29/03/25-C2394-13		13	100	100	1	29/03/18	29/03/25	27/03/20	40865300	100
DFCC BANK PLC	DFCC/BD/29/03/23-C2393-12.6	09-04-2018	12.6	100.05	100	1	29/03/18	29/03/23	27/03/20	29134700	100
DFCC BANK PLC	DFCC/BD/09/11/23-C2367-12.75	29-03-2017	12.75	100	100	1	09/11/16	09/11/23	07/11/19	60431400	100
DFCC BANK PLC	DFCC/BD/09/11/21-C2366-12.15		12.15	100	100	1	09/11/16	09/11/21	07/11/19	9568600	100
DFCC BANK PLC	DFCC/BD/28/03/26-C2418-13.75		13.75	100	100	1	28/03/19	28/03/26	27/03/20	17840700	100
HDFC	HDFC/BD/20/11/20-C2332		13.58	100	100	4	20/11/15	20/11/20	18/05/19	5782400	100
HDFC	HDFC/BD/20/11/20-C2331-10.5		10.5	100	100	2	20/11/15	20/11/20	19/05/19	20129900	100
HDFC	HDFC/BD/20/11/25-C2330-12	18-02-2019	12	100	100	1	20/11/15	20/11/25	19/11/19	14087700	100
HNB	HNB/BD/01/11/21-C2362-11.75		11.75	100	100	1	01/11/16	01/11/21	30/10/19	20000000	100
HNB	HNB/BC/29/08/23A08	31-12-2014	8	70.131	82.2407	1	30/08/13	29/08/23	29/08/19	20000000	100
HNB	HNB/BD/14/12/19-C2274-7.75	08-12-2017	7.75	100	85	2	15/12/14	14/12/19	28/06/19	27572400	100
HNB	HNB/BD/14/12/24-C2275-8.33		8.33	100	100	2	15/12/14	14/12/24	28/06/19	840400	100
HNB	HNB/BD/28/03/21-C2346-11.25	22-03-2019	11.25	89.4	94	1	28/03/16	28/03/21	27/03/20	70000000	100
HNB	HNB/BD/01/11/23-C2361-13	18-02-2019	13	100	100	1	01/11/16	01/11/23	30/10/19	40000000	100
HNB	HNB/BC/31/03/2400F			14.676	14.67567	0	07/06/07	31/03/24		13628000	100
HNB	HNB/BC/31/07/22B16.75		16.75	100	100	1	01/08/07	31/07/22	29/06/19	7000000	100
HNB	HNB/BC/31/03/2100E			20.900	20.90039	0	25/05/07	31/03/21		5143445	100
HNB	HNB/BC/04/09/21A11.5		11.5	100	100	2	05/09/11	04/09/21	28/06/19	20000000	100
NAT. DEV. BANK	NDB/BD/24/06/20-C2308-0		0	63.814	63.8136	0	24/06/15	24/06/20		30000000	100
NAT. DEV. BANK	NDB/BC/19/12/25D14	08-01-2018	14	119.95	100.5	1	19/12/13	19/12/25	28/12/19	35904300	100
NAT. DEV. BANK	NDB/BC/19/12/23C13.9	26-05-2017	13.9	117.05	86	1	19/12/13	19/12/23	28/12/19	36379800	100
NAT. DEV. BANK	NDB/BD/24/06/20-C2309-9.4	21-05-2018	9.4	101.64	87	1	24/06/15	24/06/20	28/12/19	70000000	100
NATIONS TRUST	NTB/BD/20/04/23-C2402-12.65		12.65	100	100	2	20/04/18	20/04/23	18/04/19	22130000	100
NATIONS TRUST	NTB/BD/20/04/23-C2401-13		13	100	100	1	20/04/18	20/04/23	19/04/19	12870000	100
NATIONS TRUST	NTB/BD/08/11/21-C2365-12.65	22-02-2019	12.65	100	94.6	2	08/11/16	08/11/21	05/05/19	38858000	100
NATIONS TRUST	NTB/BD/08/11/21-C2364-12.8	29-03-2017	12.8	100	100	1	08/11/16	08/11/21	05/11/19	11117900	100
NATIONS TRUST	NTB/BD/08/11/21-C2363		11.25	100	100	2	08/11/16	08/11/21	05/05/19	24100	100
PAN ASIA	PABC/BC/30/10/19A9.75	31-12-2014	9.75	99.937	100	1	30/10/14	30/10/19	26/10/19	19120000	100

Daily Movements Corporate Debt on 05-04-2019

நிசமீத டீலிங் ஃபாஸ்தீவ ஶாஃ ஃஸலீலாஃஃ
தீனசரீ தனீயார்துறாஃ கடன்களீன் அஸைவுகள்

Company Name	Code	Date	Coupon Rate	Tom (Rs.)	Spot (Rs.)	Coupon Frequency	Issued Date	Maturity Date	Next Int. Due Date	Quantity Issued	Par Value (Rs.)
ஃஸாஸதீ ஶதீ	ஃஸஸீலாஃ	டீலாஃ	ஃஶலீலாஃஃ ஃஶலீலாஃ	ஃஶலீலாஃ ஃஶலீலாஃ	ஃஶலீலாஃ ஃஶலீலாஃ	ஃஶலீலாஃ ஃஶலீலாஃ	ஃஶலீலாஃ ஃஶலீலாஃ	ஃஶலீலாஃ ஃஶலீலாஃ	ஃஶலீலாஃ ஃஶலீலாஃ	ஃஶலீலாஃ ஃஶலீலாஃ	ஃஶலீலாஃ ஃஶலீலாஃ
கஃஶஸீ ஶெயர்	ஃஶலீலாஃ	தீகதீ	ஃஶலீலாஃ ஃஶலீலாஃ	ஃஶலீலாஃ ஃஶலீலாஃ	ஃஶலீலாஃ ஃஶலீலாஃ	ஃஶலீலாஃ ஃஶலீலாஃ	ஃஶலீலாஃ ஃஶலீலாஃ	ஃஶலீலாஃ ஃஶலீலாஃ	ஃஶலீலாஃ ஃஶலீலாஃ	ஃஶலீலாஃ ஃஶலீலாஃ	ஃஶலீலாஃ ஃஶலீலாஃ
PAN ASIA	PABC/BC/30/10/19B9.5233	21-05-2018	9.5233	100	100	2	30/10/14	30/10/19	26/04/19	10880000	100
PAN ASIA	PABC/BD/29/09/19-C2311-10	01-02-2019	10	100	94	2	29/09/15	29/09/19	27/09/19	18556741	100
PAN ASIA	PABC/BD/29/09/19-C2312		12.8	100	100	2	29/09/15	29/09/19	27/09/19	8351812	100
SAMPATH	SAMP/BD/10/06/21-C2352-12.75	10-01-2019	12.75	99	100	1	10/06/16	10/06/21	08/06/19	59526500	100
SAMPATH	SAMP/BD/18/11/20-C2329		11.24	100	100	2	18/11/15	18/11/20	16/05/19	2587300	100
SAMPATH	SAMP/BD/18/11/20-C2328-9.9	17-10-2018	9.9	99.868	100	2	18/11/15	18/11/20	16/05/19	67412700	100
SAMPATH	SAMP/BD/14/12/19-C2273-8.1	07-03-2017	8.1	94.081	85	2	15/12/14	14/12/19	28/06/19	38234500	100
SAMPATH	SAMP/BD/14/12/19-C2271-8.25	15-02-2019	8.25	94.664	100	1	15/12/14	14/12/19	14/12/19	31765500	100
SAMPATH	SAMP/BD/10/06/21-C2353	08-03-2019	11.01	97.5	100	2	10/06/16	10/06/21	07/06/19	473500	100
SAMPATH	SAMP/BD/28/02/24-C2415-13.9		13.9	100	100	1	28/02/19	28/02/24	27/02/20	70000000	100
SAMPATH	SAMP/BD/20/03/23-C2390-12.5	24-05-2018	12.5	101.64	100	2	20/03/18	20/03/23	18/09/19	75000000	100
SAMPATH	SAMP/BD/21/12/22-C2389-12.5		12.5	100	100	2	21/12/17	21/12/22	19/06/19	60000000	100
SANASA DEV. BANK	SDB/BD/31/12/20-C2337-10		10	100	100	2	31/12/15	31/12/20	28/06/19	4026100	100
SANASA DEV. BANK	SDB/BD/31/12/20-C2339-10.3		10.3	100	100	2	31/12/15	31/12/20	28/06/19	5619500	100
SEYLAN BANK	SEYB/BD/22/12/19-C2279-8.35		8.35	100	100	2	23/12/14	22/12/19	21/06/19	300	100
SEYLAN BANK	SEYB/BD/29/03/28-C2397-13.5		13.5	100	100	2	29/03/18	29/03/28	27/09/19	16090000	100
SEYLAN BANK	SEYB/BD/15/07/23-C2354-13.75	18-02-2019	13.75	106.20	100	2	15/07/16	15/07/23	11/07/19	32722800	100
SEYLAN BANK	SEYB/BD/15/07/21-C2355-13	17-10-2018	13	100	100	2	15/07/16	15/07/21	11/07/19	17103200	100
SEYLAN BANK	SEYB/BD/29/03/25-C2396-13.2		13.2	100	100	2	29/03/18	29/03/25	27/09/19	7150000	100
SEYLAN BANK	SEYB/BD/29/03/23-C2395-12.85	09-04-2018	12.85	100.06	100	2	29/03/18	29/03/23	27/09/19	39100000	100
SEYLAN BANK	SEYB/BD/15/07/21-C2356		11.44	100	100	2	15/07/16	15/07/21	11/07/19	174000	100
SEYLAN BANK	SEYB/BD/22/12/19-C2278-8.6	07-01-2015	8.6	99.986	100	1	23/12/14	22/12/19	21/12/19	18665200	100
SEYLAN BANK	SEYB/BD/22/12/20-C2277-8.6	30-03-2015	8.6	94.310	100	2	23/12/14	22/12/20	21/06/19	25055200	100
SEYLAN BANK	SEYB/BD/22/12/20-C2280-8.75		8.75	100	100	1	23/12/14	22/12/20	21/12/19	3005200	100
CAPITAL GOODS											
ACCESS ENG SL	AEL/BD/18/11/20-C2324-10.25		10.25	100	100	2	18/11/15	18/11/20	16/05/19	49984100	100
ACCESS ENG SL	AEL/BD/17/11/23-C2325-10.95		10.95	100	100	2	18/11/15	17/11/23	16/05/19	5400	100
ACCESS ENG SL	AEL/BD/18/11/21-C2326-10.45		10.45	100	100	2	18/11/15	18/11/21	16/05/19	10300	100
ACCESS ENG SL	AEL/BD/18/11/22-C2327-10.72		10.72	100	100	2	18/11/15	18/11/22	16/05/19	200	100
HAYLEYS	HAYL/BD/06/03/20-C2297-7.85		7.85	100	100	2	06/03/15	06/03/20	05/09/19	15021300	100
HAYLEYS	HAYL/BD/31/07/23-C2407		13.2	100	100	2	31/07/18	31/07/23	29/07/19	10011000	100
HAYLEYS	HAYL/BD/31/05/19-C2349	16-11-2018	11.24	98.5	99	2	31/05/16	31/05/19	29/05/19	20000000	100
HAYLEYS	HAYL/BD/31/07/23-C2406-12.5		12.5	100	100	2	31/07/18	31/07/23	29/07/19	25257200	100
HEMAS HOLDINGS	HHL/BC/29/04/19A11	21-12-2018	11	102.17	99.5	2	29/04/14	29/04/19	29/04/19	10000000	100

Daily Movements Corporate Debt on 05-04-2019

63

நிசமீத டீலிங் டிஸ்கவெரி செய்து கொடுக்கப்பட்டுள்ள பின்புலம்
 தினசரி தனியார்துறைக் கட்டண்களின் அச்சுவுகள்

Company Name	Code	Date	Coupon Rate	Tom (Rs.)	Spot (Rs.)	Coupon Frequency	Issued Date	Maturity Date	Next Int. Due Date	Quantity Issued	Par Value (Rs.)
சுமாதலே னல	சுமேலு	டீலு	கூலுலுலு ஈலுலுலு	சுலுலு சுலுலு	சுலுலு சுலுலு	கூலுலுலு லுலு லுலு	கலு டீலு	கலுலுலு கலுலுலு	லுலுலு லுலு டீலு	கலுலு கலுலு கலுலு கலுலு	சுலு லுலுலு லுலுலு லுலுலு
கலுலு லுலு	கூலுலு	டீலு	கலுலு கலுலு	கலுலு கலுலு	கலுலு கலுலு	கலுலு கலுலு	கலுலு கலுலு	கலுலு கலுலு	கலுலு கலுலு	கலுலு கலுலு கலுலு கலுலு	கலுலு கலுலு
RICHARD PIERIS	RICH/BC/16/05/19C11.25	04-04-2019	11.25	99.5	98.5	2	16/05/14	16/05/19	16/05/19	19250000	100
DIVERSIFIED FINANCIALS											
ALLIANCE	ALLI/BD/29/12/19-C2287-9.35		9.35	100	100	1	29/12/14	29/12/19	28/12/19	8000000	100
CDB	CDB/BD/03/06/21-C2351		11.49	100	100	2	03/06/16	03/06/21	31/05/19	16300	100
CDB	CDB/BD/27/03/23-C2391-14.2		14.2	100	100	1	28/03/18	27/03/23	26/03/20	9330100	100
CDB	CDB/BD/03/06/21-C2350-12.75	25-03-2019	12.75	100.42	92	2	03/06/16	03/06/21	31/05/19	9983700	100
CDB	CDB/BD/27/03/23-C2392-13.75	17-05-2018	13.75	99.956	100	2	28/03/18	27/03/23	26/09/19	10669900	100
CDB	CDB/BD/30/01/24-C2414-15.5		15.5	100	100	1	31/01/19	30/01/24	30/01/20	6685900	100
CDB	CDB/BD/30/01/24-C2413-15		15	100	100	2	31/01/19	30/01/24	30/07/19	2591800	100
CENTRAL FINANCE	CFIN/BD/01/06/20-C2302-9.52	11-08-2015	9.52	101.15	100	1	01/06/15	01/06/20	28/12/19	17500000	100
CENTRAL FINANCE	CFIN/BD/01/06/19-C2300-9		9	100	100	2	01/06/15	01/06/19	01/06/19	5000000	100
COMM LEASE & FIN	CLC/BD/21/07/20-C2310-9.75	29-03-2019	9.75	89.46	96.3352	1	21/07/15	21/07/20	28/12/19	50000000	100
COM.CREDIT	COCR/BD/10/12/20-C2335-10.4		10.4	100	100	2	10/12/15	10/12/20	07/06/19	17499900	100
COM.CREDIT	COCR/BD/01/06/20-C2299-10.5	23-05-2018	10.5	99	100	4	01/06/15	01/06/20	29/06/19	10000000	100
COM.CREDIT	COCR/BD/10/12/20-C2336		11.51	100	100	2	10/12/15	10/12/20	07/06/19	2500100	100
SOFTLOGIC FIN	CRL/BC/29/08/19A10	27-02-2019	10	100	100	4	29/08/14	29/08/19	29/06/19	9498700	100
SOFTLOGIC FIN	CRL/BC/29/08/19B7.69	06-06-2018	10.89	100	100	4	29/08/14	29/08/19	29/06/19	4501300	100
DUNAMIS CAPITAL	CSEC/BC/05/08/19A12.5	25-03-2019	12.5	99.874	99.8747	1	05/08/14	05/08/19	05/08/19	10000000	100
DUNAMIS CAPITAL	CSEC/BD/04/12/20-C2333-10.5	25-03-2019	10.5	96.994	96.6302	2	04/12/15	04/12/20	03/06/19	9989500	100
DUNAMIS CAPITAL	CSEC/BD/04/12/20-C2334		12	100	100	2	04/12/15	04/12/20	03/06/19	10500	100
LB FINANCE	LFIN/BD/11/12/22-C2387-12.75		12.75	100	100	2	11/12/17	11/12/22	10/06/19	10000000	100
LB FINANCE	LFIN/BD/11/12/22-C2388-13.25	14-12-2018	13.25	100	90	2	11/12/17	11/12/22	10/06/19	20000000	100
LOLC FINANCE	LOFC/BD/25/01/20-C2289-9.1		9.1	100	100	2	26/01/15	25/01/20	28/06/19	10300	100
LOLC FINANCE	LOFC/BD/25/01/20-C2290-9.25	29-03-2019	9.25	95.359	97.1877	1	26/01/15	25/01/20	28/12/19	47489100	100
LOLC FINANCE	LOFC/BD/25/01/20-C2291-9	29-03-2019	9	86.634	96.9655	4	26/01/15	25/01/20	29/06/19	2500600	100
LOLC FINANCE	LOFC/BD/31/07/23-C2408-14.75	27-03-2019	14.75	91.521	100	2	31/07/18	31/07/23	29/07/19	17937993	100
LOLC FINANCE	LOFC/BD/31/07/23-C2409-0		0	49.83	49.83	0	31/07/18	31/07/23		14172200	100
L O L C HOLDINGS	LOLC/BD/24/11/19-C2269-9	25-07-2018	9	93.604	91	4	24/11/14	24/11/19	29/06/19	50000000	100
L O L C HOLDINGS	LOLC/BD/30/07/22-C2385-13	19-12-2018	13	99.965	100	2	31/07/17	30/07/22	29/07/19	20000000	100
L O L C HOLDINGS	LOLC/BD/30/07/19-C2386-12.65		12.65	100	100	2	31/07/17	30/07/19	29/07/19	7500000	100
MERCHANT BANK	MBSL/BD/02/05/22-C2380		12.83	100	100	2	03/05/17	02/05/22	01/05/19	10100	100
MERCHANT BANK	MBSL/BD/02/05/22-C2382-15		15	100	100	1	03/05/17	02/05/22	01/05/19	8057600	100
MERCHANT BANK	MBSL/BD/02/05/22-C2381-14.5		14.5	100	100	2	03/05/17	02/05/22	01/05/19	11932300	100
MERCHANT BANK	MBSL/BD/12/11/19-C2266-9	22-06-2015	9	97.350	100	1	13/11/14	12/11/19	12/11/19	9097700	100

Daily Movements Corporate Debt on 05-04-2019

நியமன வரலாறு சார்ந்து இவ்வட்டியில் அடங்கியிருக்கும் தகவல்கள்
 தினசரி தனியார்துறைக் கட்டணங்களின் அச்சுகள்

Company Name	Code	Date	Coupon Rate	Tom (Rs.)	Spot (Rs.)	Coupon Frequency	Issued Date	Maturity Date	Next Int. Due Date	Quantity Issued	Par Value (Rs.)
சொகுதி பெயர்	கட்டுப்பாடு	திகதி	வட்டி வீதம்	மறுதின பலகை	நிகழ்கால வட்டி வீதம்	வட்டி வீத தடவைகள்	வழங்கல் திகதி	முதிரீவு திகதி	அடுத்த வட்டி நிலுவை	வழங்கப்பட்ட அளவு	முகப் பெறுமதி
MERCHANT BANK	MBSL/BD/12/11/19-C2267-8.75		8.75	100	100	2	13/11/14	12/11/19	28/06/19	10902300	100
ORIENT FINANCE	ORIN/BD/26/12/19-C2283-9.05		9.05	100	100	2	26/12/14	26/12/19	24/06/19	10000000	100
PEOPLES LEASING	PLC/BD/18/04/23-C2398-12.8		12.8	100	100	1	18/04/18	18/04/23	17/04/19	52954000	100
PEOPLES LEASING	PLC/BD/18/04/22-C2399-12.4		12.4	100	100	1	18/04/18	18/04/22	17/04/19	7046000	100
PEOPLES LEASING	PLC/BD/16/11/21-C2375-12.6	02-01-2019	12.6	100	100	2	16/11/16	16/11/21	14/05/19	67986100	100
PEOPLES LEASING	PLC/BD/16/11/20-C2374-12.25	04-05-2018	12.25	100	100	2	16/11/16	16/11/20	14/05/19	6593500	100
PEOPLES LEASING	PLC/BD/16/11/19-C2373-11.9	04-05-2018	11.9	100	100	2	16/11/16	16/11/19	14/05/19	5420400	100
PEOPLES LEASING	PLC/BD/12/11/20-C2323-9.95		9.95	100	100	1	13/11/15	12/11/20	09/11/19	38242200	100
PEOPLES LEASING	PLC/BD/12/11/19-C2322-9.6		9.6	100	100	2	13/11/15	12/11/19	09/05/19	21757800	100
SENKADAGALA	SFCL/BD/09/11/20-C2368-13.75	15-02-2019	13.75	98.5	100	2	10/11/16	09/11/20	08/05/19	23509400	100
SENKADAGALA	SFCL/BD/09/11/19-C2369		11.49	100	100	2	10/11/16	09/11/19	08/05/19	100	100
SENKADAGALA	SFCL/BD/09/11/20-C2370		11.74	100	100	2	10/11/16	09/11/20	08/05/19	622700	100
SENKADAGALA	SFCL/BD/09/11/19-C2372-13.25		13.25	100	100	2	10/11/16	09/11/19	08/05/19	1895100	100
SINGER FINANCE	SFIN/BD/17/06/20-C2307-9.95		9.95	100	100	1	17/06/15	17/06/20	28/12/19	15000000	100
SINGER FINANCE	SFIN/BD/06/04/20-C2347-12	02-09-2016	12	100	100	2	06/04/16	06/04/20	05/04/19	5907000	100
VALLIBEL FINANCE	VFIN/BD/31/03/20-C2298-10.25	08-02-2019	10.25	100	99.2805	2	31/03/15	31/03/20	29/09/19	10000000	100
FOOD, BEVERAGE & TOBACCO											
KOTAGALA	KOTA/BC/26/05/21D15	01-03-2019	15	103.28	80	2	27/05/14	26/05/21	28/06/19	2500000	100
KOTAGALA	KOTA/BC/26/05/19B14.5	11-12-2018	14.5	102.67	100	2	27/05/14	26/05/19	26/05/19	2500000	100
KOTAGALA	KOTA/BC/26/05/20C14.75	01-03-2019	14.75	103.00	80	2	27/05/14	26/05/20	28/06/19	2500000	100
LION BREWERY	LION/BD/08/12/19-C2270		7.85	100	100	2	08/12/14	08/12/19	29/09/19	20000000	100
HEALTH CARE EQUIPMENT & SERVICE											
NAWALOKA	NHL/BC/30/09/23F14.45	18-02-2019	14.45	100	100	4	30/09/13	30/09/23	29/06/19	110600	100
NAWALOKA	NHL/BC/30/09/22E14.4		14.4	100	100	4	30/09/13	30/09/22	29/06/19	120000	100
NAWALOKA	NHL/BC/30/09/21D14.35		14.35	100	100	4	30/09/13	30/09/21	29/06/19	1645500	100
NAWALOKA	NHL/BC/30/09/19B14.15	16-11-2015	14.15	100	111.8039	4	30/09/13	30/09/19	29/06/19	2696000	100
RETAILING											
SINGER SRI LANKA	SINS/BD/28/09/21-C2412-12		12	100	100	2	28/09/18	28/09/21	27/09/19	6568000	100
TELECOMMUNICATION SERVICE											
SLT	SLTL/BD/19/04/28-C2400-12.75		12.75	100	100	1	19/04/18	19/04/28	18/04/19	20760000	100
SLT	SLTL/BD/19/04/28-C2403-12.75		12.75	100	100	2	19/04/18	19/04/28	17/04/19	49240000	100

DEFINITIONS AND NOTES / திர்வென ஹாஸ்டன் / வரைவிலக்கணம் மற்றும் குறிப்புகள்					
V.W.A. Volume Weighted Average	பு. வ. சா புறமுகம் மன வர வடிகு சாலாழை	எ.நி.ச எண்ணிக்கை நிறையளிக்கப்பட்ட சராசரி	XD Excluding dividend	லாஹ-ஹ பங்கிலாபம் தவிரந்த	
XC Excluding scrip issue	கோவீகர் கிஷுவல ஹர்	முதலாக்கல் தவிரந்த	XR Excluding rights	கிஷுவல ஹர்	உரிமெப்பங்கு தவிரந்த
DPS Dividends Per Share	கோவீகர் லாஹ-ஹ	பங்கொன்றிற்கான பங்கிலாபம்	EPS Earnings Per Share	கோவீகர் ஓபுடி	பங்கொன்றிற்கான உழைப்பு
BV Book Value	பொன் வலிவாகம்	விலை - புத்தக பெறுமதி	PP Partly Paid	கோவீகர் ஹெல லடி	பகுதிவாரியாக செலுத்தப்பட்டது
RM Remarks	ஹஹன்	குறிப்புகள்	DY Dividend Yield	லாஹ-ஹ ஶ்ஹ	பங்கிலாப விலைவு
PER Price Earnings Ratio	மீல ஓபுடி ஹிபாழை	விலை உழைப்பு விகிதம்	PBV Price to Book Value	பொன் வலிவாகமே மீல	விலை - புத்தக பெறுமதி
TF Tax Free	வடிவிலீன் கிடிஹ	வாரி விலக்கழிக்கப்பட்டது	Prem Premium	ஹிமீல	தவணைக்கட்டணம்
RCAPF Redeemable Cumulative Class 'A' Preference Stock	கிடிஹ கர்ஹ ஹி ஹிவிலிவ A ப-வியே வர்ஹீய ஹை	உயர் தர தெரிவை கொண்ட மீட்பு தெரிவுடைய மொத்த பங்குகள்	W Warrants	வலபஹ	பங்குஆணைப்பத்திரம்
X Non-Voting Shares	கிடிஹன்டி கோவீகர்	வாக்குரிமையற்ற பங்குகள்	RSD Redeemable Secured Debentures	கிடிஹ கர்ஹ ஹி ஹயகர்	மீட்கத்தகு பாதுகாப்பான தொகுதிக்கடன்கள்
URD Unsecured Redeemable Debentures	வகிஷி ரகி ஹயகர்	பாதுகாப்பற்ற மீட்கத்தகு தொகுதிக்கடன்கள்	USRD Unsecured Subordinated Redeemable Debentures	வகிஷி ரகி ஹிவிலிவ கிடிஹ கர்ஹ ஹி ஹயகர்	பாதுகாப்பற்ற கீழ்விலை மீட்கத்தகு தொகுதிக்கடன்கள்
GRD Guaranteed Redeemable Debentures	வகிஷி ஹி கிடிஹ கர்ஹ ஹி ஹயகர்	உத்தரவாதமளிக்கப்பட்ட தொகுதிக்கடன்கள்	CGRD Capital Guaranteed Redeemable Debentures	புரீஹய ஹிவிலி கர்ஹ ஹி கிடிஹ கர்ஹ ஹி ஹயகர்	முலதனம் உத்தரவாதமளிக்கப்பட்ட தொகுதிக்கடன்கள்
RCCPS Redeemable Cumulative Convertible Preference Shares	கிடிஹ கர்ஹ ஹி ஹிவிலிவ பர்வலிவ ஹ ஹி வர்ஹீய ஹை	மீட்கத்தகு ஒன்றுதிரட்டிய மாற்றத்தகு முதன்மை பங்குகள்	DS Dealings Suspended	ஹிஹிஷி ஹிஹிவ ஹி	கொடுக்கல் வாங்கல்கள் இடைநிறுத்தப்பட்டுள்ளன
TS Trading Suspended	வலலடி கடிஹ ஹிஹிவ ஹி	வியாபாரம் - இடைநிறுத்தப்பட்டுள்ளது	TH Trading Halted	ஹிஹிஷி ஹிஹிஷி ஹிஹிவ ஹி	வியாபாரம் நிறுத்தப்பட்டுள்ளது
ANNA Annual Report	வாஷிவ வர்ஹ	வருடாந்த கணக்கறிக்கை	MAIN BOARD	ஹிவ ஹிஹி	பிரதான பலகை
DIRI SAVI BOARD	ஹிஹி ஹிஹி	திரி சவி பலகை	DEFAULT BOARD	ஹிஹி ஹிஹி	மீறுவோர் பட்டியல் பலகை
BANKS FINANCE AND INSURANCE	ஹிஹி ஹிஹி ஹிஹி	வங்கி, நிதி மற்றும் காப்புறுதி	BEVERAGE FOOD AND TOBACCO	ஹிஹி, ஹிஹி ஹிஹி	உணவு, குடிபானம் மற்றும் புகையிலை
CHEMICALS AND PHARMACEUTICALS	ஹிஹி ஹிஹி ஹிஹி	ஹிஹிஹிஹிஹிஹிஹி, ஹிஹிஹிஹிஹிஹி	CLOSED END FUNDS	ஹிஹிஹிஹி ஹிஹிஹி	முடிய நிதியங்கள்
CONSTRUCTION AND ENGINEERING	ஹிஹிஹிஹி ஹிஹிஹிஹி	கட்டிடநிர்மாண மற்றும் பொறியியல் துறை	DIVERSIFIED HOLDINGS	ஹிஹிஹிஹி ஹிஹிஹி	பன்முகப்படுத்தப்பட்ட வியாபாரத் துறைகள்
FOOTWEAR AND TEXTILES	ஹிஹிஹி ஹிஹி ஹிஹி	பாதணி மற்றும் துணிவகைகள்	HEALTH CARE	ஹிஹிஹி	சுகாதார பராமரிப்பு
HOTELS AND TRAVELS	ஹிஹிஹி ஹிஹி ஹிஹிஹி	ஹிஹிஹிஹிஹிஹிஹி ஹிஹிஹிஹிஹி	INFORMATION TECHNOLOGY	ஹிஹிஹிஹி ஹிஹிஹி	தகவல் தொழில்நுட்பம்
INVESTMENT TRUSTS	ஹிஹிஹிஹி ஹிஹிஹி	முதலீடு நம்பிக்கைப் பொறுப்புக்கள்	LAND AND PROPERTY	ஹிஹி ஹிஹி	காணியும், ஆதனங்கள்
MANUFACTURING	ஹிஹிஹிஹி	உற்பத்திகள்	MOTORS	ஹிஹிஹி ஹிஹி	மோட்டார்
OIL PALMS	ஹிஹிஹி ஹிஹி	ஹிஹிஹிஹி	PLANTATIONS	ஹிஹிஹி ஹிஹி	பெருந்தோட்டத்துறை
POWER AND ENERGY	ஹிஹிஹி ஹிஹி ஹிஹி	ஹிஹிஹிஹிஹிஹி	SERVICES	ஹிஹிஹி	சேவைகள்
STORES AND SUPPLIES	ஹிஹிஹி ஹிஹி	களஞ்சியப்படுத்தல் மற்றும் வழங்கல்கள்	TELECOMMUNICATIONS	ஹிஹிஹி ஹிஹிஹிஹி	தொலைத் தொடர்புத்துறை
TRADING	ஹிஹிஹி	வியாபாரம்	(+) - December Companies	ஹிஹிஹிஹிஹி ஹிஹிஹிஹிஹி	(+) - ஹிஹிஹி கம்பனிகள்

DEFINITIONS AND NOTES / නිර්වචන හා සටහන් / வரைவிலக்கணம் மற்றும் குறிப்புகள்

<p>Members & Trading Members: Eligible to trade securities through Automated Trading System (ATS) and Debt Trading System (DEX), and have participant status into the Central Depository System (CDS).</p>	<p>සාමාජිකයින් හා ගනුදෙනුකරන සාමාජිකයින් : ස්වයංක්‍රීය ගනුදෙනු පද්ධතිය හා ණය ගනුදෙනු පද්ධතිය ඔස්සේ සුරැකුම්පත් ගනුදෙනු කිරීමට හැකියාව ඇති මධ්‍යම තැන්පතු ක්‍රමය සාමාජික තත්වයට හිමිකම් කියන සාමාජිකයින්.</p>	<p>அங்கத்துவர்கள் மற்றும் வியாபார அங்கத்துவர்கள் : தன்னியக்க வியாபார முறைமை மற்றும் கடன் பிணையங்கள் வியாபார முறைமைகளில் வியாபாரம் செய்யக் கூடிய அதிகாரத்தினைக் கொண்டிருப்பதுடன், மத்திய வைப்புத்திட்டத்தில் பங்குபற்றல் அனுமதியையும் கொண்ட பங்குத்தரகர் அமைப்புக்கள</p>
<p>Entitlement Date: Shareholder is not entitled to this dividend/rights/bonus issue beyond this date.</p>	<p>නම් කරන ලද දිනය : මෙම දිනයෙන් ඔබට කොටස් හිමියන්ට මෙම ලාභාංශ/හිමිකම්/පාරිතෝෂික සඳහා හිමිකම් කිව නොහැක.</p>	<p>உரித்தாக்கல் திகதி: இத்திகதிக்கு அப்பால் வழங்கப்படும் பங்கிலாபம்/முதலாக்கல் செயலொழுங்கு/உரிமைவழங்கல் போன்றவற்றுக்கு உரிமைகள் இல்லை</p>
<p>All Share Price Index = Price movement of all listed securities. (Base year - 1985).</p>	<p>සියලු කොටස් මිල දර්ශකය - සියලු ලැයිස්තුගත ඡන්ද බලය හිමි සාමාන්‍ය කොටස් සඳහා මිල සංවලනය. (පදනම් වන වසර - 1985)</p>	<p>அனைத்து பங்கு விலைச் சுட்டி பட்டியல் படுத்தப்பட்ட அனைத்து பங்குகளினதும் விலையசைவுகளின் சராசரி (அடியாண்டு - 1985)</p>
<p>S&P Sri Lanka 20 Index = Price movement of a basket of 20 Securities (Based- 17th December 2004)</p>	<p>S&P ශ්‍රී ලංකා 20 මිල දර්ශකය - සුරැකුම්පත් 20 ක සමූහයක් සඳහා මිල සංවලනය (පදනම - 2004 දෙසැම්බර් 17)</p>	<p>S&P ஸ்ரீலங்கா 20 விலைச்சுட்டி - தெரிவு செய்யப்பட்ட 20 பங்குகளின் விலையசைவுகளின் சராசரி (டிசம்பர் 17, 2004க்கு அமைவாக)</p>

DISCLAIMER

This publication is intended to assist investors and others and reasonable care is taken to ensure that the information contained is current and accurate. Although the information contained in this publication has been compiled with great care, the CSE does not accept any liability for any errors, omissions or other inaccuracies or the consequences thereof and nothing in this publication may be construed as creating any right or obligation.

ව්‍යවහාර වගකීම

ආයෝජකයින් හා අනෙකුත් අය හට කොටස් වෙළෙඳපොළ පිළිබඳව අවබෝධය ලබාදීමට අපේක්ෂිත මෙම ප්‍රකාශනයෙහි සඳහන් සියලු කරුණු හා තොරතුරුවල තත්කාලීන බව හා නිරවද්‍ය බව තහවුරු කිරීම සඳහා ඉතා සැලකිල්ලෙන් සම්පාදනය කෙරී ඇත. එය එසේ වුවද මෙහි සඳහන් කරුණක් අරභයා ඇති වරදක් අඩුපාඩුවක් හෝ ප්‍රමාද දෝෂයක් හෝ ඒ නිසා ඇති විය හැකි ප්‍රතිඵල පිළිබඳව වගකීම බාර ගැනීමට කොළඹ ව්‍යාපාර වස්තු හුවමාරුව බැඳී නොසිටින අතර මෙහි සඳහන් කිසිදු කරුණක් අයිතියක් හෝ බැඳීමක් ලෙස සැලකිය නොහැකි වේ.

உரிமைத்தரப்பு

இந்த வெளியீடானது, முதலீட்டாளர்களுக்கும், ஏனையவர்களுக்கும் உதவியளிக்கும் வகையில், உள்ளடக்கப்படும் அனைத்து விடயங்களும், மிகப்பிந்திய மற்றும் துல்லியமான விபரங்களை உள்ளடக்கியதாக வெளிவருகிறது. இந்த ஆவணம், அதிக கவனத்துடன் தயாரிக்கப்படுகின்ற போதிலும், ஏற்படும் எந்த தவறுகள், விடுபடுதல்கள் அல்லது இதர மாற்றங்கள் அல்லது அவற்றின் மூலம் ஏற்படும் விளைவுகளுக்கு கொழும்பு பங்குப்பரிவர்த்தனை பொறுப்பேற்க மாட்டாது. இந்த பிரசுரத்தில் வெளியிடப்படும் எந்தவிடயமும் உரிமையானதாகவோ, கடப்பாடாக கொள்ளப்படக்கூடாது.



<p>Level 04, West Block, World Trade Centre, Echelon Square, Colombo 01, Sri Lanka. Tel: 2356456, 2446581, Fax: 2445279 E Mail: info@cse.lk, Website: www.cse.lk</p>	<p>04-01 බටහිර කොටස ලෝක වෙළෙඳ මධ්‍යස්ථානය ඵලින් වතුරුය කොළඹ 01 ශ්‍රී ලංකාව දුරකථන: 2356456, 2446581 ෆැක්ස්: 2445279 ඊමේල්: info@cse.lk, වෙබ් අඩවිය: www.cse.lk</p>	<p>04 ஆம் மாடி, மேற்கு தொகுதி, உலக வர்த்தக மையம், எச்சிலன் சதுக்கம், கொழும்பு 01. ஸ்ரீலங்கா. தொ. 2356456, 2446581. பெக்ஸ்: 2445279 ஈமெயில்: info@cse.lk. இணையத்தளம்: www.cse.lk.</p>
<p>BRANCHES / (බව) / கிளைகள்</p>		
<p>MATARA BRANCH 1st Floor, E.H. Cooray Tower, No.24, Anagarika Dharmapala Mawatha, Matara. Tel: 041-2220094, 95 Fax: 041-4390546</p>	<p>මතර බව 01 වන මහල, ඊ එච් කූරේ කුමාර නො. 24, අනාරික ධර්මපාල මාවත, මතර. දුරකථන : 041- 2220094, 95 ෆැක්ස් : 041 - 4390546</p>	<p>மாத்தறைக் கிளை 1 ஆம் மாடி, நா.ர் குரே கோபுரம், இல. 24, அனகாரிக தர்மபால மாவத்தை, மாத்தறை. தொலைபேசி: 041-2220094, 95 தொலைநகல்: 041-4390546</p>
<p>KANDY BRANCH "Ceybank House", 88 Dalada Veediya, Kandy. Tel: 081-4474407, 09 Fax: 081-4474475</p>	<p>මහුව බව සී වෑනක් හවුස්, 88, දළදා වීදිය, මහුවර දුරකථන : 081 = 4474407, 09 ෆැක්ස් : 081 = 4474475</p>	<p>கண்டி கிளை: சீபாங்க இல்லம், 88, தலதா வீதி, கண்டி. தொ. 081-4474407, 09 பெக்ஸ்: 081-4474475.</p>
<p>KURUNEGALA BRANCH 1st Floor, Union Assurance Building, 6, Rajapihilla Mawatha, Kurunegala. Tel: 037-4691802, 04 Fax: 037-4691803</p>	<p>කුරුණෑගල බව පළමු මහල, යුනියන් ඇෂරන්ස් හෙඩ්කාර්ටර්ස්, 6, රජපිහිල්ල මාවත, කුරුණෑගල දුරකථන : 037 = 4691802, 04 ෆැක්ස් : 037 = 4691803</p>	<p>குருநாகல் கிளை: முதலாம் மாடி, யூனியன் அசூரன்ஸ் கட்டிடம், 6, ராஜபிஹில் வீதி, குருநாகல். தொ. 037- தொ. 037-4691802, 04. பெக்ஸ்: 037-4691803.</p>
<p>NEGOMBO BRANCH 72A, 2/1, Old Chilaw Road, Negombo Tel: 031-2227859, 61 Fax: 031-2227860</p>	<p>නෛගමබ බව 72එ, 2/1, පරණ හලවත පාර, නෛගමබ දුරකථන : 031 = 2227859, 61 ෆැක්ස් : 031 = 2227860</p>	<p>நீர்கொழும்பு கிளை: 72 A 2/1, பழைய சிலாபம் வீதி, நீர்கொழும்பு. தொ. 031-2227859, 61. பெக்ஸ்: 031-2227860.</p>
<p>JAFFNA BRANCH No. 147-2/3, KKS Road, Jaffna. Tel: 021-2221455, 5672444 Fax: 021-2221466</p>	<p>කපුතල බව අංක 147-2/3, කේ කේ එස් පාර, කපුතල දුරකථන : 021 = 2221455, 5672444 ෆැක්ස් : 021 = 2221466</p>	<p>யாழ்ப்பாண கிளை: இல. 147-2/3, KKS வீதி, யாழ்ப்பாணம். தொ. 021-2221455, 5672444 பெக்ஸ்: 021-2221466.</p>
<p>ANURADHAPURA BRANCH 2nd Floor, 488/8/2, Town Hall Place, Maithripala Senanayake Mw, Anuradhapura. Tel: 025-2235244 Fax: 025 2235233</p>	<p>අනුරාධපුර බව දෙවන මහල, 488/8/2, නගර ශාලා පෙදෙස, මෙහිමහල ස්නානායක මාවත, අනුරාධපුර දුරකථන : 025-2235244 ෆැක්ස් : 025-2235233</p>	<p>அநுராதபுர கிளை 2 ஆம் மாடி, 488/8/2, நகர மண்டப பிரதேசம், மைத்திரிபால சேனாநாயக்க மாவத்தை, அநுராதபுரம். தொலைபேசி: 025-2235244 பெக்ஸ்: 025-2235233</p>
<p>AMBALANTOTA BRANCH 52, Hambantota Road, Ambalantota. Tel: 047-2225462 / 047-2225464 Fax: 047-2225463</p>	<p>අම්බලන්තොට බව අංක 52 හම්බන්තොට පාර අම්බලන්තොට දුරකථන - 047-2225462 047-2225463 ෆැක්ස් - 047-2225464</p>	<p>அம்பலாந்தோட்டை கிளை 52, ஹம்பாந்தோட்டை வீதி. அம்பலாந்தோட்டை தொ:பே.047-2225462;.0472225463 தொநகல்..047-2225464</p>
<p>RATNAPURA BRANCH First Floor, No.131, Colombo Road Ratnapura. Tel: 045-2232388, 99 Fax : 045-2232388</p>	<p>රත්නපුර බව පළමුවන මහල, 131, කොළඹ පාර, රත්නපුර දුරකථන : 045-2232388, 99 ෆැක්ස් : 045-2232388</p>	<p>இரத்தினபுரி கிளை முதலாம் மாடி, இல. 131, கொழும்பு வீதி, இரத்தினபுரி. தொலைபேசி:045 2232388, 99 பெக்ஸ்:045 2232388</p>