

EQUITY MARKET / කොටස් වෙළෙඳපොළ / பங்குச்சந்தை

PRICE INDICES

	This Week	Prv. Week
මිල දර්ශකයන් විශාල සඳහා	මෙම සතිය තුළ இந்த வாரம்	පසුගිය සතිය තුළ கடந்த வாரம்
All Share Index	6,067.66	6,015.23
සියලු කොටස් මිල දර්ශකය அனைத்து பங்கு விலைச்சட்டி		
S&P SL 20 Index	3105.75	3115.42
S&P ශ්‍රී ලංකා 20 මිල දර්ශකය S&P ஸ்ரீலங்கா 20 விலைச்சட்டி		

EQUITY DETAILS

	This Week	Prv. Week
කොටස් පිළිබඳ දත්ත உரிமைப்பங்கு விபரங்கள்	මෙම සතිය තුළ இந்த வாரம்	පසුගිය සතිය තුළ கடந்த வாரம்

VALUE OF TURNOVER (Rs.)

	1,373,466,539	1,724,499,098
පිරිවැටුමේ වටිනාකම புரள்வின் பெறுமதி		
Domestic Purchases දේශීය මිලදී ගැනීම් உள்நாட்டு கொள்வனவுகள்	575,293,630	1,149,236,459
Domestic Sales දේශීය විකිණුම් உள்நாட்டு விற்பனைகள்	468,189,450	1,412,951,130
Foreign Purchases විදේශීය මිලදී ගැනීම් வெளிநாட்டு கொள்வனவுகள்	798,172,909	575,262,640
Foreign Sales විදේශීය විකිණුම් வெளிநாட்டு விற்பனைகள்	905,277,088	311,547,969

VOLUME OF TURNOVER (No.)

	37,430,229	25,831,635
පිරිවැටුමේ ප්‍රමාණය புரள்வின் அளவு		
Domestic දේශීය உள்நாட்டு	27,577,814	17,556,610
Foreign විදේශීය வெளிநாட்டு	9,852,415	8,275,025

TRADES (No.)

	13,794	7,394
ගනුදෙනු සංඛ්‍යාව வியாபாரம்		
Domestic දේශීය உள்நாட்டு	13,427	7,210
Foreign විදේශීය வெளிநாட்டு	367	184

Listed Companies (No.)

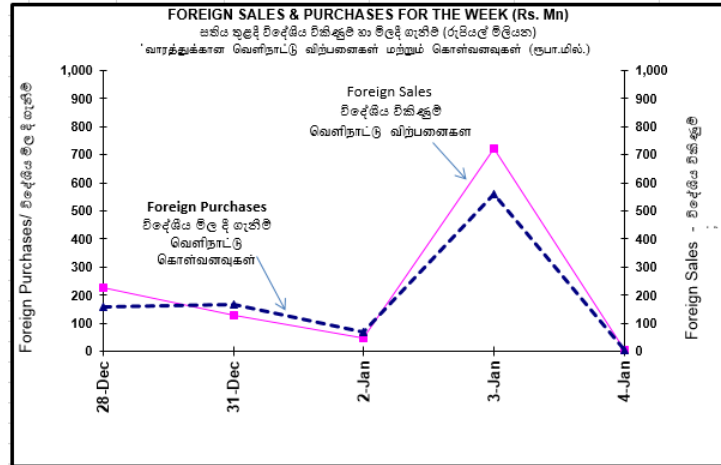
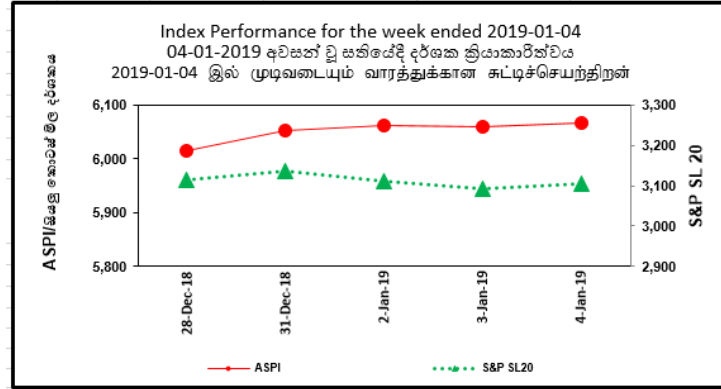
	297	297
ලැයිස්තුවල සමාගම් සංඛ්‍යාව பட்டியல் படுத்தப்பட்ட கம்பனிகள்		

Traded Companies (No.)

	255	242
ගනුදෙනු කළ සමාගම් සංඛ්‍යාව வியாபாரம் நிறைவுற்ற கம்பனிகள்		

Market Days

	4	4
වෙළෙඳපොළ දින சந்தை நாட்கள்		



EQUITY DETAILS

கொடுக்கப் பட்டிருக்கின்ற
உரிமைப்பங்கு விபரங்கள்

This Week
மேல சந்திரன்
இந்த வாரம்

Prv. Week
பின்ன சந்திரன்
கடந்த வாரம்

TOTAL TURNOVER (Rs.) / மொத்தப் புரள்வு

This Week
மேல சந்திரன்
இந்த வாரம்

Prv. Week
பின்ன சந்திரன்
கடந்த வாரம்

PER மேல சந்திரன் அனுபவம் விவர உட்கட்டி விகிதம்	9.67	9.59
PBV மேல சந்திரன் அனுபவம் விவர புத்தகப் பெறுமதி விகிதம்	1.18	1.17
DY மேல சந்திரன் பங்குலாப விவரம்	3.08	3.11
Market Capitalization (Rs.) மேல சந்திரன் சந்திரன் முத்தலாக்கம்	2,846,617,995,381	2,822,024,817,176

Equity கொடுக்கப் பட்டிருக்கின்ற	1,373,466,539	1,724,499,098
Closed End Funds மேல சந்திரன் அனுபவம் முத்தலாப நிதியங்கள்	16,020	750
Corporate Debt கொடுக்கப் பட்டிருக்கின்ற தனியார் துறை கடன்	1,017,403	242,921
Government Debt சந்திரன் அரசு துறை கடன்	0	0

CLOSED END FUND DETAILS / மேல சந்திரன் அனுபவம்
முத்தலாப நிதியங்களின் விபரங்கள்

Volume of Turnover (No.) மேல சந்திரன் அனுபவம் புரள்வின் அளவு	200	100
Trades (No.) மேல சந்திரன் அனுபவம் விவரம்	2	2
Funds Traded (No.) மேல சந்திரன் அனுபவம் விவரம்	1	1

TOP 5 GAINERS / மேல சந்திரன் அனுபவம்
முத்தலாப நிதியங்களின் விபரங்கள்

Company	VWA Week Close (Rs.)	VWA Prv. Week Close (Rs.)	Change (Rs.)	Change %	High (Rs.)	Low (Rs.)	No of Shares	Turnover (Rs.)	No of Trades
சந்திரன்	சந்திரன்	சந்திரன்	சந்திரன்	சந்திரன்	சந்திரன்	சந்திரன்	சந்திரன்	சந்திரன்	சந்திரன்
கம்பனி	சந்திரன்	சந்திரன்	சந்திரன்	சந்திரன்	சந்திரன்	சந்திரன்	சந்திரன்	சந்திரன்	சந்திரன்
HUNAS FALLS	131.80	80.50	51.30	63.73	137.40	76.10	85,185	9,973,059.90	516
KELANI VALLEY	99.70	80.20	19.50	24.31	99.90	80.20	100	9,970.30	2
AGSTAR PLC	4.70	3.80	0.90	23.68	4.70	3.80	81,348	362,736.70	75
ODEL PLC	29.50	25.00	4.50	18.00	30.00	25.50	1,938	54,040.00	15
NATION LANKA	.70	.60	0.10	16.67	.70	.60	81,122	53,873.50	55

TOP 5 LOSERS / மேல சந்திரன் அனுபவம்
முத்தலாப நிதியங்களின் விபரங்கள்

Company	VWA Week Close (Rs.)	VWA Prv. Week Close (Rs.)	Change (Rs.)	Change %	High (Rs.)	Low (Rs.)	No of Shares	Turnover (Rs.)	No of Trades
சந்திரன்	சந்திரன்	சந்திரன்	சந்திரன்	சந்திரன்	சந்திரன்	சந்திரன்	சந்திரன்	சந்திரன்	சந்திரன்
கம்பனி	சந்திரன்	சந்திரன்	சந்திரன்	சந்திரன்	சந்திரன்	சந்திரன்	சந்திரன்	சந்திரன்	சந்திரன்
TESS AGRO	.40	.50	(0.10)	(20.00)	.60	.40	344,301	151,089.80	123
S M B LEASING	.40	.50	(0.10)	(20.00)	.50	.40	5,639,621	2,818,750.30	36
HARISCHANDRA	1,252.30	1,499.50	(247.20)	(16.49)	1,452.00	1,200.00	417	511,922.50	25
BERUWALA RESORTS	.60	.70	(0.10)	(14.29)	.70	.60	19,681	13,441.70	14
LAKE HOUSE PRIN.	140.00	162.90	(22.90)	(14.06)	159.00	140.00	233	32,965.90	6




INDICES COMPARISON FOR THE YEAR / மேல சந்திரன் அனுபவம்
முத்தலாப நிதியங்களின் விபரங்கள்

	Today	Year Open	Year Highest	Year Lowest	Year Change %
ASI	6,067.66	6,052.37	6,067.66	6,058.48	0.25
S&P SL 20	3,105.75	3,135.18	3,111.07	3,091.52	-.94

RIGHTS ISSUES / கிழைக்கிழைப்பு / உரிமை வழங்கல்

COMPANY සමාගම கம்பனி	PROPORTION සමානුපාතය விகிதாசாரம்	EGM / PROV. ALLOTMENT විශේෂ මහා සභා දැස්වීම/කොට ස් බෙදා දීම විசேட பொதுக்கூட்ட ம்	XR DATE දිනය திகதி	DESPATCH OF PROV. LETTER OF ALLOTMENT කොටස් ලබාදීමේ ලිපිය නිකුත් කිරීම ஒதுக்கலுக்கா ன கடிதம் அனுப்புதல்	TRADING OF RIGHTS COMMENCES ON கிழைக்கி ழைப்பு தொடங்கும் நாள் දිනය பங்குஉரிமைக ள் வர்த்தக ஆரம்பத்திகதி	RENUNCIATION ප්‍රතික්ෂේපය பொறுப்பளித்த ல்	LAST DATE OF ACCEPTANCE & PAYMENT පිළිගැනීම සහ ගෙවීම සඳහා අවසන් දිනය கொடுப்பனவு மற்றும் அனுமதிக்கப்படு ம் நாதித்திகதி.
Agalawatte Plantations PLC	Twenty One (21) new ordinary Voting Shares for every Four (04) ordinary Voting Shares.	Dates to be Notified					
Issue Price Rs. 15.30 the purpose for which the proceeds are utilised: to part settle related party borrowings amounting to LKR 2008125000.00 obtained during the period from April 2017 to December 2017 for the purposes of settling AGAL's out standing bank borrowings statutory dues and funding working capital requirements existed during the period in concern.							
Blue Diamonds Jewellery Worldwide PLC	One (01) New Ordinary Voting share for every Four (04) Ordinary Voting & Non-Voting shares.	Dates to be Notified					
Issue Price Rs. 01/= For Further details please visit https://cdn.cse.lk/cmt/upload_cse_announcements/1481519786206_.pdf							
Pelwatte Sugar Industries PLC	01 for 04	* The company informed that the Rights Issue would be delayed until the outcome of the proposed Act with regard to the acquisition of its land by the State is known.					
(Issue Price: Rs 18/= To raise capital considering that the net assets of the company is less than half of its stated capital.)							
Adam Capital PLC	02 for 01	Dates to be Notified					
(Issue Price Rs. 1.50 the company seeks to utilize the proceeds of the said issue as investment into its subsidiaries in order of priority to enhance the working capital of such subsidiaries.)							
Adam Investments PLC	01 for 01	Dates to be Notified					
(Issue Price Rs. 1.00 the company seeks to utilize the proceeds of the said issue as an investment into Adam Capital PLC Adam Apparel (Pvt) Ltd Network communications (Pvt) Ltd in order of priority to enhance the working capital of such companies after deduction of expenses pertationing to issue.)							
Asia Asset Finance PLC	Tranche 1- Three (03) new voting shares for Ten (10) shares. Tranche 2- Two (02) new voting shares for Ten (10) shares.	Dates to be Notified					
(Issue Price Rs. 10.00 for the purpose of strengthening the tier 1 capital base of the Company in keeping with company's expansion and maintaining the new capital adequacy requirements as stipulated by the Central Bank of Sri Lank and to support the working capital requirements of the new Branch Operations which will be opened on a staggered basis.							
Hikkaduwa Beach Resorts PLC	Two (02) new Ordinary Shares for every Five (05) Ordinary Shares.	Dates to be Notified					
Issue Price Rs. 3.90 per share For Further details please visit https://cdn.cse.lk/cmt/upload_cse_announcements/6831542603480_.pdf							




RIGHTS ISSUES ARE SUBJECT TO SHAREHOLDER APPROVAL AT A GENERAL MEETING / கிழைக்கிழைப்பு சமூக சபை அல்லது பொதுக் கூட்டத்தில் மூலக்கூறுகளின் அனுமதிக்கு உட்பட்டது. பொதுக் கூட்டத்தில் பங்குதாரர்களின் அனுமதிக்கு உட்பட்டது.
ලබාදෙන කොටස් හිමියන්ගේ අනුමැතියට යටත් වේ. (ඉදිරිපත් කිරීමේදී අනුමැතියට යටත් වේ.)

	Announcements for the day දිනය සඳහා නිවේදනයන් குறித்த தினத்திற்கான அறிவிப்புகள்		XC /XR/XD Falling Due on the next day එළඹෙන දිනයේදී ගෙවිය යුතු மறுதினம் உரிமை காலாவதியாகும்		Amended BOLD වෙනස්කිරීම திருத
---	---	---	---	---	--

RIGHTS ISSUES / சிலைම් திகுவுவ / உரிமை வழங்கல்

COMPANY සමාගම கம்பனி	PROPORTION සමානුපාතය விகிதாசாரம்	EGM / PROV. ALLOTMENT විශේෂ මහා සභා රැස්වීම/කොට ස් බෙදා දීම විසேட பொதுக்கூட்ட ம்	XR DATE දිනය திகதி	DESPATCH OF PROV. LETTER OF ALLOTMENT කොටස් ලබාදීමේ ලිපිය නිකුත් කිරීම ஒதுக்கலுக்கா ன கடிதம் அனுப்புதல்	TRADING OF RIGHTS COMMENCES ON சிலைම් திகுவுவ ஏறுதேறுதீம் காரணி வளை දිනය பங்குஉரிமைக ள் வர்த்தக ஆரம்பத்திகதி	RENUNCIATION ප්‍රතික්ෂේපය பொறுப்பளித்த ல்	LAST DATE OF ACCEPTANCE & PAYMENT පිළිගැනීම සහ වෙලීම සඳහා අවසන් දිනය கொடுப்பனவு மற்றும் அனுமதிக்கப்படு ம் மறுத்திகதி.
Waskaduwa Beach Resorts PLC	Nine (09) new Ordinary Shares for every Five (05) Ordinary Shares.				Dates to be Notified		
Issue Price Rs. 2.40 per share For Further details please visit https://cdn.cse.lk/cmt/upload_cse_announcements/6311542603504_.pdf							
Citrus Leisure PLC	Nine (09) new Ordinary Shares for every Five (05) Ordinary Shares				Dates to be Notified		
Issue Price Rs. 5/- per share For Further details please visit https://cdn.cse.lk/cmt/upload_cse_announcements/7421542603522_.pdf							

RIGHTS ISSUES ARE SUBJECT TO SHAREHOLDER APPROVAL AT A GENERAL MEETING / சிலைම් திகுவுவ மலா සහ රැස්වීමේ කොටස් විලියන් ලබාදෙන අනුලිපිතයට යටත් වේ./வாரிமை வழங்கல்கள், பொதுக் கூட்டத்தில் பங்குதாரர்களின் அனுமதிக்கு அமைவானது.
ලබාදෙන කොටස් විලියන්ගේ අනුලිපිතයට යටත් වේ./தரப்பலியில் அகவிதப்பில் சான்பிக்கப்பட்டால்தான், பங்குதாரர்களின், பங்குதாரர்களின் பொதுவான தீர்மானத்திற்கு அமைவானது.

	Announcements for the day දිනය සඳහා නිවේදනයන් குறித்த தினத்திற்கான அறிவித்தல்கள்		XC /XR/XD Falling Due on the next day உடனடியான தினமேදி ගෙවිය යුතු மறுதினம் உரிமை காலாவதியாகும் XC /XR/XD		Amended BOLD වෙනස්කිරීම திருத
---	--	---	--	---	--

CAPITALIZATION OF RESERVES / සංචිත ප්‍රාග්ධනිකරණය / மூலதனமாக்கல்

COMPANY සමාගම கம்பனி	PROPORTION සමානුපාතය விகிதாசாரம்	GENERAL MEETING / ALLOTMENT මහා සභා රැස්වීම / කොටස් බෙදාදීම பொதுக்கூட்டம் / ஒதுக்கம்	XC DATE / දිනය / திகதி	CONSIDERATION (RS.) අපේක්ෂිත ලාභය (රු.) கருத்தில் கொள்ளப்படும் பெறுமதி(ரூபா)
Ceylon & Foreign Trades PLC	1 : 1		To be notified	560,784,000

WATCH LIST/வாட் லிஸ்ட்/வொட்ச் லிஸ்ட்

Company	Initial Date of Transfer to the Default Board	Date of transfer to the Watch List	Reason
Miramar Beach Hotel PLC	9-Jun-08	1-Jan-18	Non Submission of Annual Reports for the F/Y Ended 31-MAR-2010 to 31-MAR-2017.
		1-Jan-18	Non submission of Financial Statements for the quarters ended 30-SEP-2010 to 31-MAR-2011 30-JUN-2012 to 30-SEP-2017
		21-Feb-18	Non submission of Financial Statements for the quarter ended 31-DEC-2017
		7-Jun-18	In terms of Rule 7.4 (c) (vii) of the CSE Listing Rules (Enforcement Rules) - Non-Submission of Interim Financial Statements for the quarter ended 31st March 2018.
		23-Aug-18	Non-submission of Interim Financial Statements for the quarter ended 30-JUN-2018.
		07- Sep-2018	Non Submission of Annual Report for the year ended 31-MAR-2018
		23-Nov-18	Non-submission of Interim Financial Statements for the quarter ended 30-SEP-2018.
Lanka Cement PLC	21-May-13	1-Jan-18	Non submission of Financial Statements for the quarters ended 30-SEP-2014 to 31-DEC-2016
		7-Jun-18	Non-Submission of Annual Report 2017.
		2-Jul-18	Non-Compliance with Corporate Governance Requirements in term of Rule 7.10 of the CSE Listing Rules.
		23-Aug-18	Non-submission of Interim Financial Statements for the quarter ended 30-JUN-2018.
		23-Nov-18	Non-submission of Interim Financial Statements for the quarter ended 30-SEP-2018.
Central Investments & Finance PLC	10-Sep-13	1-Jan-18	Non submission of Annual Report for the F/Y Ended 31-MAR-2013 to 31-MAR-2017.
		1-Jan-18	Non submission of Financial Statements for the quarters ended 30-SEP-2013 to 30-Sep-2017
		21-Feb-18	Non submission of Financial Statements for the quarter ended 31-DEC-2017
		7-Jun-18	Non submission of Financial Statements for the quarter ended 31-MAR-2018
		23-Aug-18	Non-submission of Interim Financial Statements for the quarter ended 30-JUN-2018.
		07- Sep-2018	Non Submission of Annual Report for the year ended 31-MAR-2018
		23-Nov-18	Non-submission of Interim Financial Statements for the quarter ended 30-SEP-2018.
PC House PLC	5-Jun-14	1-Jan-18	Non submission of Annual Report for the F/Y Ended 31-MAR-2014 to 31-MAR-2017.
		1-Jan-18	Non submission of Financial Statements for the quarter ended 31-DEC-2015 to 30-Sep-2017
		21-Feb-18	Non submission of Financial Statements for the quarter ended 31-DEC-2017
		7-Jun-18	Non submission of Financial Statements for the quarter ended 31-MAR-2018
		23-Aug-18	Non-submission of Interim Financial Statements for the quarter ended 30-JUN-2018.
		07- Sep-2018	Non Submission of Annual Report for the year ended 31-MAR-2018
		23-Nov-18	Non-submission of Interim Financial Statements for the quarter ended 30-SEP-2018.

WATCH LIST/වෙළුම් ලිස්ට්/බොර்ட් විස්ට්

Company	Initial Date of Transfer to the Default Board	Date of transfer to the Watch List	Reason
PC Pharma PLC	5-Jun-14	1-Jan-18	Non submission of Annual Report for the F/Y Ended 31-MAR-2014 to 31-MAR-2017.
		1-Jan-18	Non submission of Financial Statements for the quarters ended 31-DEC-2015 to 30-Sep-2017
		21-Feb-18	Non submission of Financial Statements for the quarter ended 31-DEC-2017
		7-Jun-18	Non submission of Financial Statements for the quarter ended 31-MAR-2018
		23-Aug-18	Non-submission of Interim Financial Statements for the quarter ended 30-JUN-2018.
		07- Sep-2018	Non Submission of Annual Report for the year ended 31-MAR-2018
		23-Nov-18	Non-submission of Interim Financial Statements for the quarter ended 30-SEP-2018.
Entrust Securities PLC	26-Aug-16	1-Jan-18	Non submission of Annual Report for the F/Y Ended 31-MAR-2016 & 31-MAR-2017.
		11-Jan-18	In terms of Rule 7.5 (d) (1) (3) of the CSE Listing Rules (Enforcement Rules)- Modified Opinion in the Independent Auditor's Report on the Annual Report for the year ended 31st March 2016..
		07- Sep-2018	Non Submission of Annual Report for the year ended 31-MAR-2018
		23-Nov-18	Non-submission of Interim Financial Statements for the quarter ended 30-SEP-2018.
		24-Dec-2018	Entrust Securities PLC (ESL) - In terms of Rule 7.5 (d) (1) (3) of the CSE Listing Rules (Enforcement Rules)- Modified Opinion in the Independent Auditor's Report on the Audited Financial Statements for the year ended 31st March 2017.
Huejay International Investments PLC	27-Sep-16	1-Jan-18	Non-compliance of CSE Listing Rules in Annual Report 2016/2017
		2-Jul-18	Non-compliance with minimum public holding requirement in terms of Rule 7.13.1 of the CSE Listing Rules.
		2-Jul-18	Non-compliance with Corporate Governance Requirements in terms of Rule 7.10 of the CSE Listing Rules.
		23-Aug-18	Non-submission of Interim Financial Statements for the quarter ended 30-JUN-2018.
		07- Sep-2018	Non Submission of Annual Report for the year ended 31-MAR-2018
		23-Nov-18	Non-submission of Interim Financial Statements for the quarter ended 30-SEP-2018.
Swarnamahahal Financial Services PLC	19-Jan-17	1-Jan-18	In view of several significant issues (which are set out in the SEC directive dated 18 th January 2017) the SEC has requested the CSE to transfer the securities of the company to the Default Board of the CSE with immediate effect until the company complies with Rules 7.10.2(a) 7.10.5(a) and 7.10.6(a) of the CSE Listing Rules.
		07-Sep-18	In terms of Rule 7.5 (d) (1) (3) of the CSE Listing Rules (Enforcement Rules)- Qualified Opinion in the Independent Auditor's Report on the Annual Report for the year ended 31st March 2018.

WATCH LIST/වෙළුම් ලිස්ට්/வொட்ச் லிஸ்ட்

Company	Initial Date of Transfer to the Default Board	Date of transfer to the Watch List	Reason
Radiant Gems International PLC	19-Sep-17	23-Nov-18	Non-submission of Interim Financial Statements for the quarter ended 30-SEP-2018.
Standard Capital PLC	19-Sep-17	1-Jan-18	Non-Submission of Annual Report for the year ended 31-Mar-2017.
		07- Sep-2018	Non Submission of Annual Report for the year ended 31-MAR-2018
Adam Investments PLC		07- Sep-2018	Non Submission of Annual Report for the year ended 31-MAR-2018
		23-Nov-18	Non-submission of Interim Financial Statements for the quarter ended 30-SEP-2018.
Mackwoods Energy PLC	19-Sep-17	23-Mar-18	In terms of Rule 7.5 (c) (1) (3) of the CSE Listing Rules (Enforcement Rules)- Qualified Opinion in the Independent Auditor's Report on the Audited Financial Statements for the year ended 31 st March 2017.
		07- Sep-2018	Non Submission of Annual Report for the year ended 31-MAR-2018
		22-Oct-18	In terms of Rule 7.10.7 (c) of the CSE Listing Rules (Enforcement Rules)-Non-Compliance with Corporate governance Requirements.
Janashakthi PLC	-	4-Apr-18	In terms of Rule 7.5 (c) (1) (3) of the CSE Listing Rules (Enforcement Rules) – Qualified Opinion in the Independent Auditor's Report on the Audited Financial Statements for the year ended 31st March 2017
		2-Jul-18	Non-Compliance with Corporate Governance Requirements in term of Rule 7.10 of the CSE Listing Rules.
		07- Sep-2018	Non Submission of Annual Report for the year ended 31-MAR-2018
Asia Capital PLC	-	2-Jul-18	Non-Compliance with minimum public holding requirement in term of Rule 7.13.1. of the CSE Listing Rules.
		7-Sep-18	In terms of Rule 7.5 (d) (II) (3) of the CSE Listing Rules (Enforcement Rules) – Emphasis of matter on going concern in the Independent Auditor's Report on the Audited Financial Statements for the year ended 31st March 2018.
Arpico Finance Company PLC	-	2-Jul-18	Non-Compliance with minimum public holding requirement in term of Rule 7.13.1. of the CSE Listing Rules.
Industrial Asphalts (Ceylon) PLC	-	2-Jul-18	Non-Compliance with minimum public holding requirement in term of Rule 7.13.1. of the CSE Listing Rules.
Browns Beach Hotels PLC	-	2-Jul-18	Non-Compliance with minimum public holding requirement in term of Rule 7.13.1. of the CSE Listing Rules.
Commercial Development Company PLC	-	2-Jul-18	Non-Compliance with minimum public holding requirement in term of Rule 7.13.1. of the CSE Listing Rules.
Ceylon Printers PLC	-	2-Jul-18	Non-Compliance with minimum public holding requirement in term of Rule 7.13.1. of the CSE Listing Rules.
Distilleries Company of Sri Lanka PLC	-	2-Jul-18	Non-Compliance with minimum public holding requirement in term of Rule 7.13.1. of the CSE Listing Rules.

WATCH LIST/වෙළුම් ලිස්ට්/බ්ලாக් ලිස්ට්

Company	Initial Date of Transfer to the Default Board	Date of transfer to the Watch List	Reason
Goodhope PLC	-	2-Jul-18	Non-Compliance with minimum public holding requirement in term of Rule 7.13.1. of the CSE Listing Rules.
Lotus Hydro Power PLC	-	2-Jul-18	Non-Compliance with minimum public holding requirement in term of Rule 7.13.1. of the CSE Listing Rules.
Indo Malay PLC	-	2-Jul-18	Non-Compliance with minimum public holding requirement in term of Rule 7.13.1. of the CSE Listing Rules.
MTD Walkers PLC	-	2-Jul-18	Non-Compliance with minimum public holding requirement in term of Rule 7.13.1. of the CSE Listing Rules.
Kotmale Holdings PLC	-	2-Jul-18	Non-Compliance with minimum public holding requirement in term of Rule 7.13.1. of the CSE Listing Rules.
Madulsima Plantations PLC	-	2-Jul-18	Non-Compliance with minimum public holding requirement in term of Rule 7.13.1. of the CSE Listing Rules.
Morison PLC	-	2-Jul-18	Non-Compliance with minimum public holding requirement in term of Rule 7.13.1. of the CSE Listing Rules.
Office Equipment PLC	-	2-Jul-18	Non-Compliance with minimum public holding requirement in term of Rule 7.13.1. of the CSE Listing Rules.
Paragon Ceylon PLC	-	2-Jul-18	Non-Compliance with minimum public holding requirement in term of Rule 7.13.1. of the CSE Listing Rules.
Property Development PLC	-	2-Jul-18	Non-Compliance with minimum public holding requirement in term of Rule 7.13.1. of the CSE Listing Rules.
Selinsing PLC	-	2-Jul-18	Non-Compliance with minimum public holding requirement in term of Rule 7.13.1. of the CSE Listing Rules.
Shalimar (Malay) PLC	-	2-Jul-18	Non-Compliance with minimum public holding requirement in term of Rule 7.13.1. of the CSE Listing Rules.
Serendib Land PLC	-	2-Jul-18	Non-Compliance with minimum public holding requirement in term of Rule 7.13.1. of the CSE Listing Rules.
Abans Finance PLC	-	2-Jul-18	Non-Compliance with minimum public holding requirement in term of Rule 7.13.1. of the CSE Listing Rules.
AMW Capital Leasing and Finance PLC	-	2-Jul-18	Non-Compliance with minimum public holding requirement in term of Rule 7.13.1. of the CSE Listing Rules.
Commercial Leasing and Finance PLC	-	2-Jul-18	Non-Compliance with minimum public holding requirement in term of Rule 7.13.1. of the CSE Listing Rules.
Brac Lanka Finance PLC	-	2-Jul-18	Non-Compliance with minimum public holding requirement in term of Rule 7.13.1. of the CSE Listing Rules.

WATCH LIST/වෙළුම් ලිස්ට්/வொட்ச் லிஸ்ட்

Company	Initial Date of Transfer to the Default Board	Date of transfer to the Watch List	Reason
Odel PLC	-	2-Jul-18	Non-Compliance with minimum public holding requirement in term of Rule 7.13.1. of the CSE Listing Rules.
Senkadagala Finance PLC	-	2-Jul-18	Non-Compliance with minimum public holding requirement in term of Rule 7.13.1. of the CSE Listing Rules.
Ambeon Capital PLC (Taprobane Holdings PLC)	-	2-Jul-18	Non-Compliance with minimum public holding requirement in term of Rule 7.13.1. of the CSE Listing Rules.
Trade Finance and Investments PLC	-	2-Jul-18	Non-Compliance with minimum public holding requirement in term of Rule 7.13.1. of the CSE Listing Rules
People's Merchant Finance PLC	-	17-July-2018	In terms of Rule 7.5 (c) (II) (3) of the CSE Listing Rules (Enforcement Rules) – Emphasis of matter on going concern in the Independent Auditor's Report on the Audited Financial Statements for the year ended 31st March 2018.
		17-Aug-2018	In terms of Rule 7.10.7 (c) of the CSE Listing Rules (Enforcement Rules) –Non-Compliance with Corporate governance Requirements.
Merchant Bank of Sri Lanka and Finance PLC	-	17- July -2018	In terms of Rule 7.5 (c) (II) (3) of the CSE Listing Rules (Enforcement Rules) – Emphasis of matter on going concern in the Independent Auditor's Report on the Audited Financial Statements for the year ended 31st December 2017.
Lanka Hospital Corporation PLC	-	08- Aug -2018	Non-Compliance with minimum public holding requirement in term of Rule 7.13.1. of the CSE Listing Rules.
Aitken Spence Plantation Managements PLC	-	08- Aug -2018	Non-Compliance with minimum public holding requirement in term of Rule 7.13.1. of the CSE Listing Rules.
Mercantile Investments and Finance PLC	-	08- Aug -2018	Non-Compliance with minimum public holding requirement in term of Rule 7.13.1. of the CSE Listing Rules.
The Finance Company PLC	-	17- Aug -2018	Qualified Opinion in the Independent Auditor's Report on the Audited Financial Statements for the year ended 31st March 2018.
Lucky Lanka Milk Processing Company PLC	-	07- Sep-2018	Non Submission of Annual Report for the year ended 31-MAR-2018
		19-Sep-2018	In terms of Rule 7.10.7 (c) of the CSE Listing Rules (Enforcement Rules) –Non-Compliance with Corporate Governance Requirements.
		23-Nov-18	Non-submission of Interim Financial Statements for the quarter ended 30-SEP-2018.
Hotel Developers (Lanka) PLC	-	04- Sep -2018	Non-Compliance with minimum public holding requirement in term of Rule 7.13.1. of the CSE Listing Rules.
Pelwatte Sugar Industries PLC	-	04- Sep -2018	Non-Compliance with minimum public holding requirement in term of Rule 7.13.1. of the CSE Listing Rules.

WATCH LIST/உலாவி பிழை/வொட்ச் லிஸ்ட்

Company	Initial Date of Transfer to the Default Board	Date of transfer to the Watch List	Reason
Sierra Cables PLC	-	07- Sep -2018	In terms of Rule 7.5 (d) (II) (3) of the CSE Listing Rules (Enforcement Rules) – Emphasis of matter on going concern in the Independent Auditor’s Report on the Audited Financial Statements for the year ended 31st March 2018.
Sinhaputhra Finance PLC	-	07-Nov-2018	In terms of Rule 7.5 (d) (II) (3) of the CSE Listing Rules (Enforcement Rules) – Emphasis of matter on going concern in the Independent Auditor’s Report on the Audited Financial Statements for the year ended 31st March 2018.
Singhe Hospitals PLC	-	26- Sep -2018	“In terms of Rule 7.5 (d) (II) (3) of the CSE Listing Rules (Enforcement Rules) – Emphasis of matter on going concern in the Independent Auditor’s Report on the Audited Financial Statements for the year ended 31st March 2018.”
Ceylon & Foreign Trades PLC	-	07- Sep -2018	Non Submission of Annual Report for the year ended 31-MAR-2018
		23-Nov-18	Non-submission of Interim Financial Statements for the quarter ended 30-SEP-2018.
Adam Capital PLC	-	07- Sep -2018	Non Submission of Annual Report for the year ended 31-MAR-2018
		23-Nov-18	Non-submission of Interim Financial Statements for the quarter ended 30-SEP-2018.
City Housing and Real Estate Company PLC	-	10- Sep -2018	In terms of Rule 7.5 (d) (I) (3) of the CSE Listing Rules (Enforcement Rules)- Qualified Opinion in the Independent Auditor’s Report on the Annual Report for the year ended 31st March 2018.
HVA Foods PLC (HVA)	-	13- Sep -2018	“In terms of Rule 7.5 (d) (I) (3) of the CSE Listing Rules (Enforcement Rules) - Qualified Opinion in the Independent Auditor’s Report on the Audited Financial Statements for the year ended 31st March 2018.
Mercantile Shipping Company PLC (MSL)	-	13- Sep -2018	“In terms of Rule 7.5 (d) (I) (3) of the CSE Listing Rules (Enforcement Rules) - Qualified Opinion in the Independent Auditor’s Report on the Audited Financial Statements for the year ended 31st March 2018.
LOLC Finance PLC	-	07-Nov-2018	The securities of the above company have been transferred to Watch List with effective from 7th November 2018 due to Non-Compliance with Minimum Public Holding Requirement in terms of Rule 7.13.1 of the CSE Listing Rules.
East West Properties PLC (EAST)	-	12-Dec-2018	- In terms of Rule 7.5 (d) (II) (3) of the CSE Listing Rules (Enforcement Rules) – Emphasis of matter on going concern in the Independent Auditor’s Report on the Audited Financial Statements for the year ended 31st March 2018.
Anilana Hotels and Properties PLC	-	14 -Dec-2018	In terms of Rules 7.5(d) (I) (3) and 7.5 (d) (II) (3) of the CSE Listing Rules (Enforcement Rules) – Modified Audit Opinion and Emphasis of matter on going concern in the Independent Auditor’s Report on the Audited Financial Statements for the year ended 31st March 2018.

NARRATION CHANGE-RADIANT GEMS INTERNATIONAL PLC

Submission of Annual Report for the year ended 31-MAR-2018

DEALING SUSPENDED COMPANIES/அனுடெனு கிரிம ஁ந்திரிவா ஁தி ஁மலல/ கொடுக்கல்வாங்கல் நிரூத்தி வைக்கப்பட்டுள்ள கம்பனிகள்

COMPANY ஁மலல கம்பனி	EFFECTIVE DATE வடு஁ ஁தல ஁ல்லுபடியாகும் திகதி	REASON ஁னூவ காரணம்
Vanik Incorporation PLC	06-Oct-2008	Trading suspended pursuant to a request made by the company based on the Stay Order issued on 21 st November 2008 on the winding up order dated 3 rd October 2008 issued by the District Court of Colombo in Case No.84/CO.
Hotel Developers (Lanka) PLC	11-Nov-2011	Vested with the state in terms of Revival of Underperforming Enterprises or Underutilized Assets Act No.43 of 2011.
Pelwatte Sugar Industries PLC(Under Liquidation)	11-Nov-2011	Vested with the state in terms of Revived of Underperforming Enterprises or Underutilized Assets Act No.43 of 2011.
Touchwood Investments PLC (Under Liquidation)	05-Jun-2014	Dealing suspended due to Winding up order issued by the Colombo Commercial High Court.
Orient Garments PLC	06-Apr-2016	Dealing suspended pursuant to the appointment of a Provisional Liquidator.

TRADING SUSPENDED COMPANIES/வெலெடெலெ ஁னுடெனு கிரிம ஁ந்திரிவா ஁தி ஁மலல/ வியாபாரம் நிரூத்தி வைக்கப்பட்டுள்ள கம்பனிகள்

COMPANY ஁மலல கம்பனி	EFFECTIVE DATE வடு஁ ஁தல ஁ல்லுபடியாகும் திகதி	REASON ஁னூவ காரணம்
Miramar Beach Hotel PLC	26-Feb-2015	Trading in shares of MIRA has been suspended with effect from 26th February 2015 as per the Directive issued by the SEC on 26th January 2015.
	02_Apr- 2018	Trading suspended in terms Rule 7.4 (c) (vii) and Rule 7.5 (e) (7) of the CSE Listing Rules (Enforcement Rules).
Entrust Securities PLC	5-Jan-2016	Trading has been suspended pending clarification regarding the current status of the company
	02_Apr- 2018	Trading suspended in terms Rule 7.5 (e) (7) of the CSE Listing Rules (Enforcement Rules).
	12-Jul-2018	Trading suspended in terms of Rule 7.5 (d) (I) (9) of the CSE Listing Rules (Enforcement Rules) - Qualified Opinion in the Independent Auditor's Report on the Audited Financial Statements for the year ended 31st March 2016.
PC House PLC	02_Apr- 2018	Trading suspended in terms Rule 7.4 (c) (vii) and Rule 7.5 (e) (7) of the CSE Listing Rules (Enforcement Rules).
PC Pharma PLC	02_Apr- 2018	Trading suspended in terms Rule 7.4 (c) (vii) and Rule 7.5 (e) (7) of the CSE Listing Rules (Enforcement Rules).
Standard Capital PLC	02_Apr- 2018	Trading suspended in terms Rule 7.5 (e) (7) of the CSE Listing Rules (Enforcement Rules).
Swarnamahar Financial Services PLC	2-Jul-2018	Trading suspended in terms of CSE Listing Rule 7.10.7 (i) due to Non Compliance with Corporate Governance Rules 7.10.2 (a), 7.10.5 (a), 7.10.6 (a). (Enforcement Rules)

TRADING SUSPENDED COMPANIES/වෙළෙඳපොළ ගනුදෙනු කිරීම අත්හිටුවා ඇති සමාගම්/ வியாபாரம் நிறுத்தி வைக்கப்பட்டுள்ள கம்பனிகள்

COMPANY සමාගම කம்பනි	EFFECTIVE DATE වලංගු දිනය සெல்லුපடியාලும் திகதி	REASON හේතුව காரணம்
Mackwoods Energy PLC	25-Sep-2018	Trading suspended in terms of Rule 7.5 (d) (I) (9) of the CSE Listing Rules (Enforcement Rules) - Qualified Opinion in the Independent Auditor's Report on the Audited Financial Statements for the year ended 31st March 2017.
	10-Dec-2018	Trading suspended in terms of Rule 7.5 (e) (7) of the CSE Listing rules (Enforcement Rules) - Non-submission of the Annual Report for the year ended 31st March 2018.
Janashakthi PLC	4-Oct-2018	Trading suspended in terms Rule 7.5 (d) (I) (9) of the CSE Listing Rules (Enforcement Rules) - Qualified Opinion in the Independent Auditor's Report on the Audited Financial Statements for the year ended 31st March 2017..
	10-Dec-2018	Trading suspended in terms of Rule 7.5 (e) (7) of the CSE Listing rules (Enforcement Rules) - Non-submission of the Annual Report for the year ended 31st March 2018.
	03-Jan-2019	Trading suspended in terms of Rule 7.10.7 (i) due to Non Compliance with Corporate Governance Rules.
Central Investments & Finance PLC	23-Nov-2017	Trading has been suspended pursuant to the disclosure published by the Central Bank of Sri Lanka on 23 rd November 2017.
	02-Apr- 2018	Trading suspended in terms Rule 7.4 (c) (vii) and Rule 7.5 (e) (7) of the CSE Listing Rules. (Enforcement Rules)
Lanka Cement PLC	7-Sep-2018	Trading suspended in terms of Rule 7.5 (e) (7) of the CSE Listing Rules (Enforcement Rules) - Non- Submission of Annual Report for the year ended 31st December 2017
	26-Nov-2018	Trading suspended in terms of Rule 7.4 (c) (vii) of the CSE Listing Rules (Enforcement Rules) - Non-submission of Interim Financial Statements for the quarter ended 30th June 2018.
	03-Jan-2019	Trading suspended in terms of Rule 7.10.7 (i) due to Non Compliance with Corporate Governance Rules.
Huejay International Investments PLC	26-Nov-2018	Trading suspended in terms of Rule 7.4 (c) (vii) of the CSE Listing Rules (Enforcement Rules) - Non-submission of Interim Financial Statements for the quarter ended 30th June 2018.
	10-Dec-2018	Trading suspended in terms of Rule 7.5 (e) (7) of the CSE Listing rules (Enforcement Rules)- Non-submission of the Annual Report for the year ended 31st March 2018.
	03-Jan-2019	Trading suspended in terms of Rule 7.10.7 (i) due to Non Compliance with Corporate Governance Rules.
Adam Investments PLC	10-Dec-2018	Trading suspended in terms of Rule 7.5 (e) (7) of the CSE Listing rules (Enforcement Rules) - Non-submission of the Annual Report for the year ended 31st March 2018
Ceylon & Foreign Trades PLC	10-Dec-2018	Trading suspended in terms of Rule 7.5 (e) (7) of the CSE Listing rules (Enforcement Rules) - Non-submission of the Annual Report for the year ended 31st March 2018.
Lucky Lanka Milk Processing Company PLC	10-Dec-2018	Trading suspended in terms of Rule 7.5 (e) (7) of the CSE Listing rules (Enforcement Rules) - Non-submission of the Annual Report for the year ended 31st March 2018.
Adam Capital PLC	10-Dec-2018	Trading suspended in terms of Rule 7.5 (e) (7) of the CSE Listing rules (Enforcement Rules) - Non-submission of the Annual Report for the year ended 31st March 2018.

RADIANT GEMS INTERNATIONAL PLC - LIFTING OF TRADING SUSPENSION

Please note that the suspension of Trading of the Securities of the RGEM has been lifted with effect from 03rd January 2019 due to submission of Annual Report for the year ended 31st March 2018.

HUEJAY INTERNATIONAL INVESTMENTS PLC (HUEJ) –Trading suspended in terms of Rule 7.10.7 (i) due to Non Compliance with Corporate Governance Rules

JANASHAKTHI PLC (JANA) - Trading suspended in terms of Rule 7.10.7 (i) due to Non Compliance with Corporate Governance Rules

LANKA CEMENT PLC (LCEM) - Trading suspended in terms of Rule 7.10.7 (i) due to Non Compliance with Corporate Governance Rules

LISTED COMPANIES - NOTICE OF ANNUAL GENERAL MEETINGS(AGM)/ලැයිස්තුගත සමාගම් - වාර්ෂික මහා සභා රැස්වීම් පිළිබඳ නිවේදනය/பட்டியல் படுத்தப்பட்ட கம்பனிகள் - ஆண்டுப் பொதுக்கூட்ட அறிவித்தல்க

COMPANY සමාගම கம்பனி	DATE දිනය திகதி	VENUE ස්ථානය இடம்	TIME වේලාව நேரம்
East West Properties PLC	17-01-2019	"Grand Oriental Hotel, No. 1, York Street, Colombo 01.	03.00 p.m.
Blue Diamonds Jewellery Worldwide PLC	28-01-2019	Hotel Good wood Plaza (PVT) Ltd, Canada Friendship Road, Katunayake.	09.00 a.m.
Radiant Gems International PLC	29-01-2019	Board Room of United Tractor and Equipment Limited, No. 683, Negombo Road, Mabole, Wattala	10.45 a.m.
DFCC Bank PLC*	28-03-2019	Cinnamon Lakside No. 115 Sir Chittampalam A Gardiner Mawatha Colombo 02.	10.00 a.m.
HNB Assurance PLC*	28-03-2019	Auditorium of Level 22 "HNB Towers" at No. 479 T B Jayah Mawatha Colombo 10.	10.00 a.m.
Commercial Bank of Ceylon PLC	28-03-2019	To be notified.	03.00 p.m.
Pan Asia Banking Corporation PLC	29-03-2019	To be notified.	09.30 a.m.
Sampath Bank PLC	29-03-2019	To be notified.	09.30 a.m.
Hatton National Bank PLC	29-03-2019	Auditorium on Level 22 "HNB Towers" at No. 479 T. B. Jayah Mawatha Colombo 10.	10.00 a.m.
Seylan Bank PLC	29-03-2019	Grand Ballroom of Galadari Hotel, Colombo 01.	10.00 a.m.

*Tentative

LISTED COMPANIES – NOTICE OF EXTRAORDINARY GENERAL MEETINGS (EGM)/ලැයිස්තුගත සමාගම් - විශේෂ මහා සභා රැස්වීම් පිළිබඳ නිවේදනය/பட்டியல் படுத்தப்பட்ட கம்பனிகள் - விசேஷ பொதுக்கூட்ட அறிவித்தல்கள் 1 முடி 10

COMPANY සමාගම கம்பனி	DATE දිනය திகதி	VENUE ස්ථානය இடம்	TIME වේලාව நேரம்
Resus Energy PLC	18-01-2019	Auditorium of the Department Holdings Private Limited, 3rd Floor, No. 42, Nawam Mawatha, Colombo 02.	09.00 a.m.
Softlogic Life Insurance PLC	25-01-2019	4th Floor Auditorium of The Central Hospital Limited, No. 114, Norris Canal Road, Colombo 10.	10.00 a.m.

இல் முடிவடை யும் நிதியாண்டுக்கான ஆண்டறிக்கைகள்

COMPANY/සමාගම/கம்பனி
Radiant Gems International PLC

CSE CIRCULARS / SEC DIRECTIVES / DISCLOSURES /කොටස් වෙළෙඳපොළ වකුලේඛ / සුරැකුම්පත් සහ විනිමය කොමිෂන් සභාවේ නියෝග / අනාවරණයන්/பரிவர்த்தனையின் சுற்றுநிபுங்கள் / பிணையங்கள் ஆணைக்குழுவின் பணிப்புரைகள் / வெளிப்புத்தல்கள்

ANNOUNCEMENT/නිවේදනය/அறிவித்தல்	DATE/දිනය/திகதி
<p>CSE CIRCULAR CITIZENS DEVELOPMENT BUSINESS FINANCE PLC (“THE COMPANY”) - DEBENTURE ISSUE The Colombo Stock Exchange (“CSE”) has approved in principle an Application for listing the debt securities of the above Company. Details of the above issue are as follows;</p> <p>DEBT SECURITIES TO BE OFFERED An initial issue of 5,000,000 (Five Million) Subordinated, Unsecured, Listed, Redeemable, Rated Five Year (2019/2024) Debentures, with an option to increase by a further 5,000,000 (Five Million) of the said Debentures in the event of an oversubscription with a further option to issue 2,500,000 (Two Million Five Hundred Thousand) of the said debentures in the event of an oversubscription of the second tranche at the par value of Rupees One Hundred (Rs100/-) each.</p> <p>DATE OF OPENING OF THE SUBSCRIPTION LIST:- 17th January 2019</p> <p>MANAGERS TO THE ISSUE Corporate Finance Division Citizens Development Business Finance PLC No. 123, Orabipasha Mawatha, Colombo 10. Tel: 0112429800 Fax: 0112429888 The date on which the Prospectus would be delivered to Member Firms / Trading Members would be 07th January 2019.</p> <p>REGISTRARS TO THE ISSUE SSP Corporate Services (Pvt) Ltd. Corporate Secretaries, No. 101, Inner Flower Road, Colombo 03. T: +94 11 2573485 F: +94 11 2573037</p>	28-12-2018

CORPORATE DISCLOSURES/සමාගමක අනාවරණයන්/கூட்டாண்மையின் வெளிப்புத்தல்கள்

COMPANY/සමාගම/கம்பனி	SUBJECT/විෂය/விடயம்	DATE/දිනය/திகதி
Abans Electricals PLC	Further Announcement Re. Change in Directorate	28-12-2018
Bogawantalawa Tea Estates PLC	Extraordinary General Meeting	31-12-2018
Tea Smallholder Factories PLC	Change of Chief Executive Officer	02-01-2019
Namal Acuity Value Fund	Net Asset Value	02-01-2019
Nestle Lanka PLC	Further Announcement Re: Change of Managing Director	02-01-2019
Nations Trust Bank PLC	Further Announcement Re: Change in Directorate	02-01-2019
Union Bank of Colombo PLC	Further Announcement Re: Change in Directorate	02-01-2019
Distilleries Company of Sri Lanka PLC	Non-Compliance of Minimum Public Holding Requirements	02-01-2019
Shalimar (Malay) PLC	Non-Compliance of Minimum Public Holding Requirements	02-01-2018
Indo Malay PLC		
Good Hope PLC		
Selinsing PLC		
Ambeon Capital PLC		

CORPORATE DISCLOSURES/සාංගමික අනාවරණයන්/கூட்டாண்மையின் வெளிப்படுத்தல்கள்

COMPANY/සමාගම/கம்பனி	SUBJECT/විෂය/விடயம்	DATE/දිනය/திகதி
Candor Opportunities Fund	Net Asset Value	02-01-2018
Seylan Bank PLC	Annual General Meeting	02-01-2018
Morison PLC	Non-Compliance of Minimum Public Holding Requirements	02-01-2018
AIA Insurance Lanka PLC		
Merchant Bank of Sri Lanka & Finance PLC	Independent Auditor's Report containing an Emphasis of matter on going concern	03-01-2018
Senkadagala Finance PLC	Non-Compliance of Minimum Public Holding Requirements	03-01-2018
John Keells Hotels PLC		
Arpico Finance Company PLC		
Industrial Asphalts (Ceylon) PLC	Non-Compliance of Minimum Public Holding Requirements	03-01-2018
People's Merchant Finance PLC	Independent Auditors Report containing an emphasis of matter on going concern	03-01-2018
People's Merchant Finance PLC	Non-Compliance of Corporate Governance Rules	03-01-2018
Singhe Hospitals PLC	Corporate Disclosure	04-01-2018
Kelsey Developments PLC	Non-Compliance of Minimum Public Holding Requirements	04-01-2018
Dunamis Capital PLC		
Orient Finance PLC		

DISCLOSURES OF DEALINGS BY DIRECTORS OF LISTED COMPANIES /ලැයිස්තුවක සමාගම්වල අධ්‍යක්ෂකවරුන්ගේ ගනුදෙනු අනාවරණයන් / பட்டியல்படுத்தப்பட்ட கம்பனிகளின் இயக்குநர்களின் பரிமாற்றங்கள் தொடர்பான வெளிப்படுத்தல்கள்

COMPANY සමාගම கம்பனி	NAME OF DIRECTOR අධ්‍යක්ෂකගේ නම இயக்குநர் பெயர்	NATURE OF THE DIRECTORSHIP අධ්‍යක්ෂක තනතුරේ ස්වභාවය இயக்குநர் பதவியின் தன்மை	NATURE OF TRANSACTION ගනුදෙනුවේ ස්වභාවය பரிமாற்றத்தின் தன்மை	ANNOUNCEMENT RECEIVED DATE නිවේදනය ලැබුනදිනය அறிவித்தல் பெற்றுக் கொள்ளப்பட்ட திகதி
Softlogic Holdings PLC	Dr. S. Selliah	Director	Disposal	02-01-2018
Beruwala Resorts PLC	Mr. A. Rajaratnam	Non-Executive Director	Sale	02-01-2018
Beruwala Resorts PLC	Mr. A. Rajaratnam	Non-Executive Director	Acquisition	02-01-2018
Softlogic Capital PLC	Mr. W. L. P. Wijewardena	Director	Purchase	03-01-2019
Ceylon Beverage Holdings PLC	Mr. D. A. Cabraal	Chairman	Acquisition	03-01-2019
Lion Brewery (Ceylon) PLC	Mr. D. A. Cabraal	Chairman	Acquisition	03-01-2019
Colombo Investment Trust PLC	Mr. A. Rajaratnam	Non-Executive Director	Purchase	04-01-2019

CHANGE OF DIRECTORATES / අධ්‍යක්ෂක මණ්ඩල වෙනස්වීම්/இயக்குநர் சபை மாற்றங்கள்
APPOINTMENTS/பத கிடுதி/நியமனங்கள்

NAME OF DIRECTOR අධ්‍යක්ෂකයන් නම இயக்குநர் பெயர்	DESIGNATION නනතුර புதவி	COMPANY සමාගම கம்பனி	EFFECTIVE DATE වලංගු දිනය செல்லுபடியாகும் திகதி
Mr. R. R. Spencer	Non-Independent Non-Executive Director	Lee Hedges PLC	28-12-2018
Mr. K. N. J. Balendra	Chairman/Chief Executive Officer	John Keells Holdings PLC	01-01-2019
Mr. J. G. A. Cooray	Deputy Chairman/Group Finance Director	John Keells Holdings PLC	01-01-2019
Mr. K. N. J. Balendra	Chairman /Non-Executive Non-Independent Director	Tea Smallholder Factories PLC	01-01-2019
Mr. K. N. J. Balendra	Chairman	Union Assurance PLC	01-01-2019
Mr. S. A. Appleyard	Non-Executive Independent Director	Union Assurance PLC	01-01-2019
Mr. K. N. J. Balendra	Chairman	Keells Food Products PLC	01-01-2019
		Trans Asia Hotels PLC	
		John Keells Hotels PLC	
		John Keells PLC	
		Ceylon Cold Stores PLC	
Asian Hotels and Properties PLC			
Mr. R. A. Ebell	Independent Director	Asiri Hospital Holdings PLC	01-01-2019
Mr. R. Schaffter	Managing Director	Dunamis Capital PLC	02-01-2019

RESIGNATIONS / ඉල්ලා අස්වීම්/இராஜினாமாக்கள்

NAME OF DIRECTOR අධ්‍යක්ෂකයන් නම இயக்குநர் பெயர்	DESIGNATION නනතුර புதவி	COMPANY සමාගම கம்பனி	EFFECTIVE DATE වලංගු දිනය செல்லுபடியாகும் திகதி
Mr. S. C. Ratnayake	Chairman /Non-Executive Non-Independent Director	Tea Smallholder Factories PLC	31-12-2018
Mr. G. F. C. De Saram	Non-Executive Non-Independent Director	Union Assurance PLC	31-12-2018
Mr. S. C. Ratnayake	Chairman/ Non-Executive Non-Independent Director	Union Assurance PLC	31-12-2018
		Keells Food Products PLC	
		Trans Asia Hotels PLC	
		John Keells Hotels PLC	
John Keells PLC			
Mr. V. A. A. Perera	Non-Executive Non-Independent Director	John Keells PLC	31-12-2018
Mr. S. C. Ratnayake	Chairman/ Non-Executive Non-Independent Director	Ceylon Cold Stores PLC	31-12-2018
Mr. S. C. Ratnayake	Chairman/ Non-Executive Non-Independent Director	Asian Hotels and Properties PLC	31-12-2018
Mr. R. A. Ebell	Independent Director	Softlogic Holdings PLC	31-12-2018
Mr. M. Zulficar	Director	Vidullanka PLC	31-12-2018
Mr. J. E. Huxtable	Independent Director	Asiri Hospital Holdings PLC	28-12-2018
Mr. D. Schaffter	Managing Director	Dunamis Capital PLC	01-01-2019

RETIREMENTS/විලාම ගැනීම්/ஒய்வு பெறல்கள்

NAME OF DIRECTOR අධ්‍යක්ෂකයන් නම இயக்குநர் பெயர்	DESIGNATION නනතුර புதவி	COMPANY සමාගම கம்பனி	EFFECTIVE DATE වලංගු දිනය செல்லுபடியாகும் திகதி
Mr. S. C. Ratnayake	Chairman /Executive Director	John Keells Holdings PLC	31-12-2018

Price changes during the week 31-12-2018 to 04-01-2019

සති සහ වෙනස්වීම්

වාර්ෂිකවකාලයේ වிலාසය

Company Name	Prv. Week's Close Price (Rs.)	Cur. Week's Close Price (Rs.)	Highest Price (Rs.)	Lowest Price (Rs.)	Change in Price During the week(Rs.)	Trade Volume (No.)	Share Volume (No.)	Turnover (Rs.)	52 Week Highest Price(Rs.)	52 Week Lowest Price(Rs.)
සමාගමේ නම	පෙර සතියේ සමාජන මිල	මේ සතියේ සමාජන මිල	ඉහළම මිල	පහළම මිල	සති සතියේ වෙනස් වීම	ගනුදෙනු ප්‍රමාණය	කොටස් ප්‍රමාණය	පිරිවැටුම	සති 52 තුළ ඉහළම මිල	සති 52 තුළ පහළම මිල
කම්පනි பெயர்	முன்னைய வார இறுதி நிறைவு விலை	இவ்வார இறுதி நிறைவு விலை	உயர்ந்த விலை	குறைந்த விலை	வாரத்தின் விலை அசைவு	வியாபார அளவுகள்	பங்குகளின் அளவு	புரள்வு	52வார உயர் விலை	52வார குறைந்த விலை

BANKS FINANCE AND INSURANCE

MAIN BOARD

A I A INSURANCE	1,667.60	1,753.10	1,788.00	1,699.90	85.50	75	743	1,295,690.20	1,990.00	320.00
ALLIANCE	57.60	59.00	59.00	57.20	1.40	26	6,374	367,221.10	74.00	56.50
ASIA ASSET	0.90	0.80	0.90	0.80	(0.10)	63	665,354	538,890.30	1.50	0.80
CDB	83.00	82.60	83.90	82.00	(0.40)	14	5,300	437,168.20	94.00	63.30
CDB[NON-VOTING]	70.00	72.10	72.70	70.00	2.10	3	655	47,200.00	82.50	56.00
CENTRAL FINANCE	90.00	88.20	90.00	87.00	(1.80)	26	4,201	371,005.70	110.00	87.00
CEYLINCO INS.	1,990.00	1,990.00	1,850.00	1,850.00	0.00	1	9	16,650.00	2,100.00	0.00
CEYLINCO INS.[NON-VOTING]	950.00	950.00	960.00	950.00	0.00	15	401	380,960.00	1,078.80	825.00
COMMERCIAL BANK	115.00	115.00	115.90	114.00	0.00	130	1,031,451	118,608,905.30	142.50	107.50
COMMERCIAL BANK[NON-VOTING]	96.60	95.00	97.00	95.00	(1.60)	24	11,777	1,120,214.70	110.00	88.00
DFCC BANK PLC	93.30	92.00	94.70	91.30	(1.30)	55	7,860	731,265.70	124.70	87.00
FIRST CAPITAL	29.00	30.30	30.50	28.80	1.30	40	33,862	1,004,619.80	37.40	24.50
HNB	214.10	208.00	214.90	205.00	(6.10)	161	502,510	103,159,878.80	257.50	200.00
HNB[NON-VOTING]	168.10	167.00	168.50	165.50	(1.10)	44	14,521	2,429,212.00	200.00	150.00
HNB ASSURANCE	133.30	131.90	134.00	130.00	(1.40)	53	9,250	1,219,580.70	135.00	72.60
JANASHAKTHI INS.	29.60	30.60	31.50	29.50	1.00	727	2,039,752	61,942,118.20	33.50	15.70
L O L C HOLDINGS	89.90	89.00	90.00	88.60	(0.90)	9	955	85,261.20	138.00	82.40
LB FINANCE	123.00	123.40	124.90	121.00	0.40	10	2,681	330,849.40	132.00	110.00
NAT. DEV. BANK	105.00	105.20	107.20	105.00	0.20	73	90,774	9,599,466.50	141.40	98.00
NATION LANKA	0.60	0.70	0.70	0.60	0.10	55	81,122	53,873.50	1.40	0.60
NATIONS TRUST	90.00	90.00	90.30	85.60	0.00	45	50,499	4,542,292.50	93.00	77.00
PAN ASIA	14.50	14.80	14.90	14.20	0.30	40	37,277	546,420.70	17.60	13.00
PEOPLE'S INS	18.90	19.40	20.50	19.10	0.50	180	373,745	7,468,660.80	24.00	18.70
PEOPLES LEASING	16.30	15.90	16.50	15.50	(0.40)	124	333,967	5,269,340.40	17.30	13.90
S M B LEASING	0.50	0.40	0.50	0.40	(0.10)	36	5,639,621	2,818,750.30	0.80	0.40
S M B LEASING[NON-VOTING]	0.30	0.30	0.30	0.20	0.00	21	553,679	110,798.20	0.30	0.20
SAMPATH	235.00	229.00	235.50	229.00	(6.00)	429	335,403	77,745,936.80	335.50	218.00
SANASA DEV. BANK	73.00	73.20	78.40	72.00	0.20	86	2,406	177,191.60	112.90	70.00
SEYLAN BANK	78.00	78.00	79.90	77.20	0.00	3	21	1,626.90	94.80	64.10
SEYLAN BANK[NON-VOTING]	44.90	44.00	44.90	44.00	(0.90)	66	27,639	1,229,483.50	59.00	37.00
SINGER FINANCE	13.90	13.50	14.00	13.50	(0.40)	48	36,430	497,559.30	17.00	12.50
UNION BANK	11.10	11.10	11.40	11.00	0.00	76	105,740	1,167,035.20	15.80	10.70
VALLIBEL FINANCE	68.70	69.00	69.00	68.70	0.30	9	1,326	91,325.50	75.90	60.00

DIRI SAVI BOARD

AMANA BANK	3.10	3.10	3.10	3.00	0.00	21	45,570	140,867.00	3.70	3.00
AMANA LIFE	10.70	10.90	11.90	10.00	0.20	34	12,871	131,948.50	13.50	1.10
AMANA TAKAFUL	6.40	6.50	6.90	6.20	0.10	28	79,912	519,529.80	9.40	0.60
AMF CO LTD	400.00	400.00	497.00	497.00	0.00	1	1	497.00	500.00	350.00
ARPICO INSURANCE	18.00	19.10	19.60	18.00	1.10	94	92,054	1,744,616.60	20.00	15.50
BIMPUATH FINANCE	30.50	29.10	31.00	29.10	(1.40)	15	38,774	1,181,835.50	49.00	26.50
COM.CREDIT	29.90	28.20	28.60	28.10	(1.70)	24	20,505	584,065.70	45.10	0.00
DIALOG FINANCE	44.50	43.70	44.30	40.20	(0.80)	10	2,136	92,219.90	78.70	22.00
MULTI FINANCE	13.90	14.40	14.40	11.30	0.50	9	9,648	138,868.10	16.90	9.20
ORIENT FINANCE	15.50	15.10	15.90	15.00	(0.40)	72	42,257	657,573.10	21.70	10.50
PRIME FINANCE	18.10	18.30	18.50	18.30	0.20	5	1,000	18,306.50	24.30	14.40
SOFTLOGIC CAP	6.10	6.30	6.50	6.10	0.20	133	602,101	3,812,947.40	6.50	4.30
SOFTLOGIC FIN	27.60	26.60	27.50	25.50	(1.00)	27	2,628	68,101.70	40.00	22.90
Softlogic Life	42.40	44.50	47.40	42.40	2.10	1,048	531,205	24,057,223.30	47.40	20.50
UNION ASSURANCE	346.10	345.00	350.00	343.00	(1.10)	96	8,076	2,801,665.60	364.00	134.00

WATCH LIST

ABANS FINANCIAL	17.90	17.50	18.60	17.50	(0.40)	10	1,443	25,253.60	25.50	16.20
ASIA CAPITAL	6.30	6.40	6.90	6.00	0.10	24	12,896	79,385.70	10.40	5.90
COMM LEASE & FIN	2.60	3.00	3.00	2.50	0.40	37	314,992	919,194.70	3.10	1.90

Price changes during the week 31-12-2018 to 04-01-2019

19

සතිය තුළ මිල වෙනස්වීම්

வாரத்துக்கான விலை அசைவுகள்

Company Name	Prv. Week's Close Price (Rs.)	Cur. Week's Close Price (Rs.)	Highest Price (Rs.)	Lowest Price (Rs.)	Change in Price During the week (Rs.)	Trade Volume (No.)	Share Volume (No.)	Turnover (Rs.)	52 Week Highest Price (Rs.)	52 Week Lowest Price (Rs.)
සමාගමේ නම	පෙර සතියේ සමාජන මිල	මේ සතියේ සමාජන මිල	ඉහළම මිල	පහළම මිල	සතිය තුළදී මිල වෙනස් වීම	ගනුදෙනු ප්‍රමාණය	කොටස් ප්‍රමාණය	පිරිවැටුම	සති 52 තුළ ඉහළම මිල	සති 52 තුළ අවම මිල
கம்பனி பெயர்	முன்னைய வார இறுதி நிறைவு விலை	இவ்வார இறுதி நிறைவு விலை	உயர்ந்த விலை	குறைந்த விலை	வாரத்தின் விலை அசைவு	வியாபார அளவுகள்	பங்குகளின் அளவு	புரள்வு	52வார உயர் விலை	52வார குறைந்த விலை

BANKS FINANCE AND INSURANCE

WATCH LIST

LOLC DEV FINANCE	39.40	39.40	39.00	36.10	0.00	3	15	570.50	84.00	24.80
LOLC FINANCE	3.50	3.70	4.00	3.40	0.20	140	1,893,318	7,007,621.00	4.20	3.00
MERCHANT BANK	9.00	9.80	10.90	9.10	0.80	805	1,680,244	16,936,985.50	14.70	7.40
PEOPLE'S MERCH	11.00	11.00	12.00	10.90	0.00	23	4,782	53,906.10	14.00	8.20
SINHAPUTHRA FIN	8.80	8.20	8.80	8.10	(0.60)	17	36,814	305,445.30	12.80	7.50
THE FINANCE CO.	2.10	2.10	2.20	2.00	0.00	25	7,119	14,759.90	5.70	2.00
THE FINANCE CO.[NON-VOTING]	1.10	1.10	1.20	1.00	0.00	24	145,861	155,704.80	2.60	0.90
TRADE FINANCE	60.90	56.00	58.00	55.40	(4.90)	5	5,310	297,954.00	75.00	42.00

BEVERAGE FOOD AND TOBACCO

MAIN BOARD

BAIRAHA FARMS	128.00	129.40	130.00	124.10	1.40	227	79,210	10,179,817.00	152.00	115.00
CARGILLS	200.00	200.00	200.00	200.00	0.00	1	1	200.00	210.00	180.00
CEYLON TOBACCO	1,401.60	1,460.00	1,499.00	1,400.00	58.40	17	1,249	1,777,362.40	1,500.00	0.00
COLD STORES	720.00	729.80	750.00	713.00	9.80	12	586	425,844.10	1,000.00	700.00
CONVENIENCE FOOD	450.00	450.00	473.00	473.00	0.00	1	5	2,365.00	570.00	327.00
LION BREWERY	565.00	597.30	600.00	569.90	32.30	16	841	482,469.00	679.00	0.00
LMF	130.00	130.00	140.00	130.00	0.00	2	12	1,640.00	195.00	129.90
NESTLE	1,690.40	1,700.00	1,749.20	1,680.00	9.60	22	1,536	2,611,290.40	1,899.00	1,600.00
RENUKA AGRI	2.10	2.10	2.20	2.00	0.00	80	399,254	833,833.10	2.60	1.80
RENUKA FOODS	13.00	13.60	14.50	13.00	0.60	24	15,102	210,637.90	20.00	10.50
RENUKA FOODS[NON-VOTING]	10.50	10.90	12.30	10.40	0.40	95	39,774	454,588.20	17.00	8.00
TEA SMALLHOLDER	26.00	26.00	27.50	27.50	0.00	4	45	1,237.50	40.00	21.00
THREE ACRE FARMS	101.00	109.10	120.00	100.20	8.10	111	23,144	2,517,872.30	120.00	0.00

DIRI SAVI BOARD

CEYLON BEVERAGE	731.00	731.00	731.00	731.00	0.00	1	3,000	2,193,000.00	869.90	600.00
DILMAH CEYLON	619.80	619.80	619.00	550.00	0.00	6	11	6,531.20	630.00	530.00
HARISCHANDRA	1,499.50	1,252.30	1,452.00	1,200.00	(247.20)	25	417	511,922.50	1,599.00	1,057.10
KEELLS FOOD	134.00	140.40	149.90	134.00	6.40	8	204	28,681.90	149.90	121.00
RAIGAM SALTERNS	2.00	2.10	2.10	2.00	0.10	63	367,022	749,778.60	2.50	1.80

WATCH LIST

DISTILLERIES	16.30	16.50	16.50	16.10	0.20	44	733,452	11,809,263.70	35.00	15.80
HVA FOODS	4.20	4.40	4.40	4.20	0.20	19	30,212	130,427.20	7.50	4.10
KOTMALE HOLDINGS	165.30	165.30	169.90	162.20	0.00	7	64	10,500.40	225.00	150.00

CONSTRUCTION AND ENGINEERING

MAIN BOARD

ACCESS ENG SL	14.10	14.00	14.40	13.90	(0.10)	450	829,992	11,664,980.60	24.00	13.50
DOCKYARD	55.60	57.00	60.00	55.50	1.40	12	1,592	90,744.10	93.50	50.50
LANKEM DEV.	4.00	4.00	4.20	3.90	0.00	129	240,812	964,045.60	8.80	3.90

WATCH LIST

MTD WALKERS	11.10	11.00	11.20	10.90	(0.10)	74	77,480	852,615.10	25.50	6.90
-------------	-------	-------	-------	-------	--------	----	--------	------------	-------	------

CHEMICALS AND PHARMACEUTICALS

MAIN BOARD

CHEMANEX	50.00	49.50	51.90	48.20	(0.50)	4	161	7,976.60	70.00	40.00
CIC	40.50	42.00	44.90	39.50	1.50	18	2,761	112,523.20	66.00	38.00
CIC[NON-VOTING]	30.00	30.00	30.00	30.00	0.00	9	8,612	258,360.00	52.00	28.00
HAYCARB	130.00	130.00	133.00	130.00	0.00	5	2,076	269,883.00	148.90	119.10
MULLERS	0.70	0.70	0.70	0.60	0.00	26	90,236	55,614.90	1.20	0.50

DIRI SAVI BOARD

LANKEM CEYLON	28.10	25.00	30.10	24.10	(3.10)	6	507	12,753.50	50.50	24.00
---------------	-------	-------	-------	-------	--------	---	-----	-----------	-------	-------

WATCH LIST

Price changes during the week 31-12-2018 to 04-01-2019

සතිය තුළ මිල වෙනස්වීම්

வாரத்துக்கான விலை அசைவுகள்

Company Name	Prv. Week's Close Price (Rs.)	Cur. Week's Close Price (Rs.)	Highest Price (Rs.)	Lowest Price (Rs.)	Change in Price During the week (Rs.)	Trade Volume (No.)	Share Volume (No.)	Turnover (Rs.)	52 Week Highest Price (Rs.)	52 Week Lowest Price (Rs.)
සමාගමේ නම	පෙර සතියේ සමාජන මිල	මේ සතියේ සමාජන මිල	ඉහළම මිල	පහළම මිල	සතිය තුළදී මිල වෙනස් වීම	ගනුදෙනු ප්‍රමාණය	කොටස් ප්‍රමාණය	පිරිවැටුම	සති 52 තුළ ඉහළම මිල	සති 52 තුළ අවම මිල
கம்பனி பெயர்	முன்னைய வார இறுதி நிறைவு விலை	இவ்வார இறுதி நிறைவு விலை	உயர்ந்த விலை	குறைந்த விலை	வாரத்தின் விலை அசைவு	வியாபார அளவுகள்	பங்குகளின் அளவு	புரள்வு	52வார உயர் விலை	52வார குறைந்த விலை

CHEMICALS AND PHARMACEUTICALS

WATCH LIST

INDUSTRIAL ASPH.	375.00	375.00	308.00	308.00	0.00	1	10	3,080.00	410.00	273.90
MORISONS	720.90	720.90	720.00	720.00	0.00	2	6	4,320.00	760.00	500.00
MORISONS[NON-VOTING]	532.90	532.90	585.00	532.00	0.00	11	79	44,625.00	664.00	360.70

DIVERSIFIED HOLDINGS

MAIN BOARD

AITKEN SPENCE	46.10	46.30	47.80	46.00	0.20	12	585	27,313.50	56.50	42.50
CARSONS	170.20	172.00	172.00	172.00	1.80	3	202	34,744.00	240.00	156.00
DUNAMIS CAPITAL	39.90	38.10	40.00	38.00	(1.80)	81	19,402	751,861.50	45.00	17.00
EXPOLANKA	4.10	4.10	4.20	4.00	0.00	88	720,198	2,920,104.00	5.60	3.80
FORT LAND	15.40	15.20	15.70	14.70	(0.20)	15	2,866	43,245.20	22.80	14.10
HAYLEYS	185.00	187.00	193.00	184.00	2.00	40	9,124	1,689,698.00	240.00	175.00
HEMAS HOLDINGS	88.50	87.90	89.00	87.60	(0.60)	54	5,744,454	503,677,296.00	127.00	83.50
JKH	156.00	157.50	160.00	155.00	1.50	127	1,225,415	192,856,871.00	167.00	126.00
MELSTACORP	49.00	47.60	50.30	47.50	(1.40)	68	113,980	5,622,075.20	71.50	0.00
RICHARD PIERIS	10.30	10.50	10.50	10.30	0.20	39	35,573	371,448.50	13.80	9.90
SOFTLOGIC	21.40	20.10	21.50	20.00	(1.30)	196	1,918,497	40,974,817.30	26.20	12.30
SUNSHINE HOLDING	53.80	53.80	52.90	50.00	0.00	3	25	1,264.50	60.00	45.10

DIRI SAVI BOARD

BROWNS CAPITAL	3.40	3.50	3.60	3.40	0.10	124	180,996	625,383.90	4.80	2.90
BROWNS INVSTMENTS	1.80	1.90	1.90	1.80	0.10	101	288,809	521,013.40	3.40	1.80
VALLIBEL ONE	17.00	16.90	17.20	16.80	(0.10)	68	90,093	1,531,085.30	25.00	15.90

WATCH LIST

AMBEON CAPITAL	4.00	4.30	4.40	4.20	0.30	15	8,512	36,582.70	6.20	4.00
----------------	------	------	------	------	------	----	-------	-----------	------	------

FOOTWEAR AND TEXTILES

MAIN BOARD

HAYLEYS FABRIC	9.00	9.40	9.50	9.10	0.40	145	290,454	2,656,682.40	14.90	8.40
----------------	------	------	------	------	------	-----	---------	--------------	-------	------

WATCH LIST

ODEL PLC	25.00	29.50	30.00	25.50	4.50	15	1,938	54,040.00	32.50	21.20
----------	-------	-------	-------	-------	------	----	-------	-----------	-------	-------

HOTELS AND TRAVELS

MAIN BOARD

A.SPEN.HOT.HOLD.	27.00	27.90	28.00	26.30	0.90	15	3,172	84,785.80	35.00	24.00
AHOT PROPERTIES	41.20	42.50	43.50	40.00	1.30	17	21,470	893,670.10	57.00	34.80
AMAYA LEISURE	38.00	40.00	40.00	37.50	2.00	9	1,063	41,957.10	56.00	36.20
CITRUS LEISURE	4.80	4.90	5.50	4.70	0.10	247	147,406	730,370.90	9.10	4.70
HOTEL SIGIRIYA	57.20	58.00	59.30	57.50	0.80	157	15,506	899,711.60	76.50	45.00
HOTELS CORP.	11.00	12.00	12.90	12.00	1.00	6	2,640	31,758.90	17.30	11.00
HUNAS FALLS	80.50	131.80	137.40	76.10	51.30	516	85,185	9,973,059.90	137.40	50.00
KANDY HOTELS	4.80	5.10	5.20	4.70	0.30	89	47,781	234,898.20	6.50	4.70
KEELLS HOTELS	7.70	7.70	7.90	7.70	0.00	35	28,741	222,137.20	10.10	7.40
KINGSBURY	14.50	14.20	15.20	14.10	(0.30)	15	5,760	81,789.40	19.60	12.90
RENUKA CITY HOT.	255.00	270.00	310.00	270.00	15.00	17	570	164,320.60	356.00	210.00
SIGIRIYA VILLAGE	40.30	40.00	40.20	40.00	(0.30)	5	1,182	47,292.70	49.90	37.00
TANGERINE	36.40	36.40	37.90	37.90	0.00	2	25	947.50	52.00	34.20

DIRI SAVI BOARD

BANSEI RESORTS	6.00	6.00	6.00	5.50	0.00	5	12	69.50	7.50	4.10
BERUWALA RESORTS	0.70	0.60	0.70	0.60	(0.10)	14	19,681	13,441.70	0.90	0.50
CITRUS HIKKADUWA	3.90	4.00	4.20	3.80	0.10	16	14,654	59,060.50	12.00	3.70
CITRUS WASKADUWA	2.50	2.80	2.80	2.60	0.30	6	1,696	4,626.30	3.90	2.30
EDEN HOTEL LANKA	13.80	13.00	13.50	13.00	(0.80)	6	816	10,858.50	18.60	10.00
FORTRESS RESORTS	9.10	9.60	9.60	9.00	0.50	9	21,103	192,528.60	12.30	8.60
GALADARI	6.80	6.90	7.00	6.90	0.10	51	27,528	190,640.90	9.70	6.40

Price changes during the week 31-12-2018 to 04-01-2019

සහිත තුළ මිල වෙනස්වීම්

වාර්ෂිකවලට වටිනාකමක් ඇති සමාජයන්

Company Name	Prv. Week's Close Price (Rs.)	Cur. Week's Close Price (Rs.)	Highest Price (Rs.)	Lowest Price (Rs.)	Change in Price During the week (Rs.)	Trade Volume (No.)	Share Volume (No.)	Turnover (Rs.)	52 Week Highest Price (Rs.)	52 Week Lowest Price (Rs.)
සමාජයේ නම	පෙර සතියේ සමාජය මිල	මේ සතියේ සමාජය මිල	ඉහළම මිල	පහළම මිල	සතිය තුළදී මිල වෙනස් වීම	ගනුදෙනු ප්‍රමාණය	කොටස් ප්‍රමාණය	පිරිවැටුම	සති 52 තුළ ඉහළම මිල	සති 52 තුළ අවම මිල
කම්පනි பெயர்	முன்னைய வார இறுதி நிறைவு விலை	இவ்வார இறுதி நிறைவு விலை	உயர்ந்த விலை	குறைந்த விலை	வாரத்தின் விலை அசைவு	வியாபார அளவுகள்	பங்குகளின் அளவு	புள்ளி	52வார உயர் விலை	52வார குறைந்த விலை

HOTELS AND TRAVELS

DIRI SAVI BOARD

JETWING SYMPHONY	12.00	12.00	12.00	11.70	0.00	4	245	2,910.00	16.00	0.00
LIGHTHOUSE HOTEL	29.20	30.60	32.00	29.20	1.40	7	293	8,834.90	45.00	27.10
MAHAWELI REACH	12.90	13.00	14.00	13.00	0.10	11	5,175	67,370.30	19.80	12.60
MARAWILA RESORTS	1.80	1.80	1.90	1.70	0.00	37	199,468	360,048.40	2.70	1.70
NUWARA ELIYA	950.00	950.00	999.80	950.00	0.00	17	111	106,408.40	1,350.00	891.00
PALM GARDEN HOTEL	21.40	21.40	23.00	23.00	0.00	1	10	230.00	29.90	19.10
PEGASUS HOTELS	22.20	23.00	23.00	22.50	0.80	9	284	6,488.50	33.00	20.00
RAMBODA FALLS	17.50	18.40	19.00	18.10	0.90	8	986	18,130.10	22.20	15.90
RENUKA HOTELS	51.00	56.00	63.50	52.00	5.00	8	6,151	320,301.50	125.00	35.00
ROYAL PALMS	14.70	15.50	15.90	15.00	0.80	4	240	3,735.50	21.90	14.60
SERENDIB HOTELS	17.00	15.00	15.00	15.00	(2.00)	2	2,150	32,250.00	22.70	14.00
SERENDIB HOTELS[NON-VOTING]	16.40	16.70	18.00	16.20	0.30	11	1,586	26,430.70	18.00	11.00
TAL LANKA	12.90	14.00	15.00	12.50	1.10	63	12,826	174,901.10	19.60	11.30
TRANS ASIA	85.00	87.80	88.40	83.30	2.80	6	222	19,500.40	97.00	70.20

WATCH LIST

ANILANA HOTELS	1.20	1.20	1.30	1.10	0.00	27	57,732	69,278.30	1.60	0.90
BROWNS BEACH	12.50	12.30	12.90	12.10	(0.20)	17	287	3,541.70	17.40	12.00

HEALTH CARE

MAIN BOARD

ASIRI	22.10	22.10	23.00	22.00	0.00	25	13,002	286,785.70	27.60	21.50
ASIRI SURG	9.60	9.80	9.90	9.80	0.20	12	2,398	23,700.40	11.60	9.20
DURDANS	71.10	72.00	72.00	68.50	0.90	13	2,145	154,377.10	87.00	68.50
DURDANS[NON-VOTING]	69.00	66.10	70.00	65.00	(2.90)	7	6,501	430,229.90	76.00	54.20
NAWALOKA	4.70	4.40	4.50	4.10	(0.30)	32	20,151	86,467.30	4.80	4.10

WATCH LIST

LANKA HOSPITALS	42.60	41.90	42.30	39.80	(0.70)	16	2,255	92,881.90	64.00	39.00
SINGHE HOSPITALS	1.40	1.40	1.40	1.40	0.00	9	8,000	11,200.00	1.90	1.10

INVESTMENT TRUSTS

MAIN BOARD

CEYLON GUARDIAN	66.20	66.50	69.50	66.10	0.30	14	4,628	307,246.90	99.80	65.00
CEYLON INV.	37.20	38.00	39.00	37.00	0.80	24	15,764	604,181.20	49.00	33.00
LANKA REALTY	20.60	21.60	21.60	20.00	1.00	3	2,005	43,300.00	40.00	18.00
LEE HEDGES	68.70	68.70	67.90	67.90	0.00	1	1	67.90	98.00	56.70
RENUKA HOLDINGS	16.90	16.90	17.00	16.00	0.00	14	62,483	1,008,552.70	24.90	14.00
RENUKA HOLDINGS[NON-VOTING]	13.40	14.90	15.00	14.40	1.50	22	38,723	570,232.50	19.00	10.50

DIRI SAVI BOARD

AMBEON HOLDINGS	10.80	11.00	11.40	10.70	0.20	34	26,494	287,711.70	12.90	8.60
CIT	58.60	60.00	60.00	60.00	1.40	1	137	8,220.00	89.90	56.00
GUARDIAN CAPITAL	22.90	24.00	25.00	22.00	1.10	15	3,300	77,681.40	35.00	19.50

INFORMATION TECHNOLOGY

DIRI SAVI BOARD

E - CHANNELLING	4.30	4.30	4.40	4.30	0.00	8	1,955	8,452.50	7.00	4.00
-----------------	------	------	------	------	------	---	-------	----------	------	------

LAND AND PROPERTY

MAIN BOARD

CARGO BOAT	75.10	74.90	77.80	72.00	(0.20)	19	2,945	224,255.80	90.90	63.50
COLOMBO LAND	15.00	14.50	15.00	14.50	(0.50)	43	22,551	330,105.40	23.00	14.20
KELSEY	30.40	33.50	34.00	30.90	3.10	6	357	11,956.60	47.90	24.00
ON'ALLY	100.10	100.00	100.00	100.00	(0.10)	3	267	26,700.00	118.80	0.00
OVERSEAS REALTY	16.50	16.50	16.50	16.00	0.00	23	28,627	470,054.60	18.80	15.30
R I L PROPERTY	6.60	6.60	6.90	6.60	0.00	48	87,556	583,240.70	7.90	6.60

Price changes during the week 31-12-2018 to 04-01-2019

සති සමුදාය වෙනස්වීම්

වාර්ෂිකවශයෙන් වටිනාකම අසලයා

Company Name	Prv. Week's Close Price (Rs.)	Cur. Week's Close Price (Rs.)	Highest Price (Rs.)	Lowest Price (Rs.)	Change in Price During the week (Rs.)	Trade Volume (No.)	Share Volume (No.)	Turnover (Rs.)	52 Week Highest Price (Rs.)	52 Week Lowest Price (Rs.)
සමාගමේ නම	පෙර සතියේ සමාජන මිල	මේ සතියේ සමාජන මිල	ඉහළම මිල	පහළම මිල	සතිය තුළදී මිල වෙනස් වීම	ගනුදෙනු ප්‍රමාණය	කොටස් ප්‍රමාණය	පිරිවැටුම	සති 52 තුළ ඉහළම මිල	සති 52 තුළ අවම මිල
කම්පනි பெயர்	முன்னைய வார இறுதி நிறைவு விலை	இவ்வார இறுதி நிறைவு விலை	உயர்ந்த விலை	குறைந்த விலை	வாரத்தின் விலை அசைவு	வியாபார அளவுகள்	பங்குகளின் அளவு	புரள்வு	52வார உயர் விலை	52வார குறைந்த விலை

LAND AND PROPERTY

MAIN BOARD

SEYLAN DEVTS	10.90	11.60	11.70	10.30	0.70	38	29,002	326,203.70	14.90	10.00
YORK ARCADE	85.00	82.00	82.00	82.00	(3.00)	3	193	15,826.00	143.90	13.00

DIRI SAVI BOARD

C T LAND	28.10	29.20	29.20	28.10	1.10	22	7,920	224,208.00	63.90	26.20
EQUITY TWO PLC	53.90	54.90	55.90	54.00	1.00	6	303	16,625.90	77.80	42.00
MILLENNIUM HOUSE	8.90	8.30	8.90	7.80	(0.60)	30	19,629	159,006.20	13.00	7.20
SERENDIB ENG.GRP	6.30	6.30	6.80	6.20	0.00	73	62,987	405,503.80	10.00	5.10

WATCH LIST

CITY HOUSING	4.80	4.80	4.90	4.60	0.00	20	9,211	43,057.50	7.00	4.00
EAST WEST	13.20	13.70	13.90	13.00	0.50	105	109,905	1,487,693.10	24.90	9.50
PDL	119.20	115.90	133.00	115.70	(3.30)	10	254	29,649.50	133.00	76.10

MANUFACTURING

MAIN BOARD

ABANS	58.30	57.10	58.10	56.10	(1.20)	44	3,478	196,922.30	95.00	55.00
ACL	36.00	36.00	37.00	36.00	0.00	13	13,161	485,905.00	44.70	36.00
ACL PLASTICS	74.00	74.10	79.90	74.00	0.10	14	820	61,407.30	133.70	67.00
ACME	4.20	4.20	4.40	4.10	0.00	16	28,964	120,389.50	7.20	4.00
ALUFAB	16.60	16.50	17.40	16.00	(0.10)	14	2,531	41,804.20	24.00	15.00
BLUE DIAMONDS	0.60	0.60	0.60	0.50	0.00	7	25,378	12,942.90	1.20	0.50
BLUE DIAMONDS[NON-VOTING]	0.30	0.30	0.30	0.20	0.00	26	47,597	14,003.30	0.60	0.20
CENTRAL IND.	28.80	28.00	28.80	28.00	(0.80)	28	17,252	483,370.20	42.50	26.00
CHEVRON	72.00	74.40	74.80	72.50	2.40	159	50,919	3,754,518.70	122.00	64.80
DANKOTUWA PORCEL	6.20	6.30	6.50	6.10	0.10	45	45,808	285,817.30	8.40	5.90
DIPPED PRODUCTS	85.00	85.00	88.00	85.00	0.00	20	9,053	769,510.00	100.00	66.20
GRAIN ELEVATORS	59.50	60.90	61.50	58.20	1.40	195	138,304	8,355,183.40	76.00	54.50
HAYLEYS FIBRE	74.50	78.00	78.50	72.50	3.50	126	36,437	2,793,876.90	82.00	60.00
KELANI CABLES	75.80	71.10	75.90	71.00	(4.70)	13	900	64,178.50	100.00	68.00
KELANI TYRES	36.70	35.60	37.90	35.50	(1.10)	14	1,701	61,217.30	49.50	33.00
LANKA ALUMINIUM	62.00	65.90	66.00	64.40	3.90	10	304	20,032.00	74.60	53.00
LANKA TILES	75.00	73.30	76.60	73.00	(1.70)	8	561	41,217.30	113.80	73.00
LANKA WALLTILE	72.00	74.00	75.00	71.00	2.00	39	4,588	339,433.70	109.90	70.20
LAXAPANA	11.00	11.00	11.00	11.00	0.00	2	5,493	60,423.00	13.00	9.90
PIRAMAL GLASS	3.60	3.70	3.80	3.60	0.10	53	197,696	734,814.80	6.20	3.60
PRINTCARE PLC	30.20	27.30	27.30	27.30	(2.90)	4	100	2,730.00	35.00	23.50
REGNIS	70.10	72.30	75.00	72.00	2.20	16	2,378	175,322.60	123.00	65.10
ROYAL CERAMIC	74.60	75.50	75.50	74.80	0.90	3	216	16,296.80	122.00	72.30
SAMSON INTERNAT.	100.00	100.00	99.00	94.40	0.00	3	25	2,384.90	118.70	73.10
SWISSTEK	41.00	38.50	40.80	38.00	(2.50)	23	9,226	363,176.40	68.70	36.00
TEEJAY LANKA	32.50	33.80	33.80	32.50	1.30	79	588,401	19,269,151.90	36.60	27.60
TOKYO CEMENT	24.90	25.20	25.50	24.80	0.30	101	107,753	2,698,776.40	69.90	22.00
TOKYO CEMENT[NON-VOTING]	22.90	22.30	23.50	21.00	(0.60)	135	75,658	1,651,570.40	62.00	20.00

DIRI SAVI BOARD

AGSTAR PLC	3.80	4.70	4.70	3.80	0.90	75	81,348	362,736.70	5.40	3.20
ALUMEX PLC	13.40	13.50	14.00	13.40	0.10	42	35,822	483,457.30	19.00	12.70
BOGALA GRAPHITE	13.30	13.30	12.90	12.80	0.00	2	12	154.00	15.70	12.00
BPPL HOLDINGS	12.50	11.60	12.00	11.50	(0.90)	60	63,654	738,697.10	14.20	11.30
RICH PIERIS EXP	215.00	216.10	217.00	213.00	1.10	97	22,119	4,748,969.80	228.00	160.00
SINGER IND.	62.60	65.50	66.30	65.50	2.90	15	1,359	89,414.30	175.00	62.00

WATCH LIST

SIERRA CABL	2.00	2.10	2.20	2.00	0.10	51	219,392	461,231.40	2.70	1.80
-------------	------	------	------	------	------	----	---------	------------	------	------

MOTORS

Price changes during the week 31-12-2018 to 04-01-2019

සහිත තුළ මිල වෙනස්වීම්

வாரத்துக்கான விலை அசைவுகள்

Company Name	Prv. Week's Close Price (Rs.)	Cur. Week's Close Price (Rs.)	Highest Price (Rs.)	Lowest Price (Rs.)	Change in Price During the week(Rs.)	Trade Volume (No.)	Share Volume (No.)	Turnover (Rs.)	52 Week Highest Price(Rs.)	52 Week Lowest Price(Rs.)
සමාගමේ නම	පෙර සතිසේ සමාජන මිල	මේ සතිසේ සමාජන මිල	ඉහළම මිල	පහළම මිල	සහිත තුළදී මිල වෙනස් වීම	ගනුදෙනු ප්‍රමාණය	කොටස් ප්‍රමාණය	පිරිවැටුම	සති 52 තුළ ඉහළම මිල	සති 52 තුළ පහළම මිල
கம்பனி பெயர்	முன்னைய வார இறுதி நிறைவு விலை	இவ்வார இறுதி நிறைவு விலை	உயர்ந்த விலை	குறைந்த விலை	வாரத்தின் விலை அசைவு	வியாபார அளவுகள்	பங்குகளின் அளவு	புரள்வு	52வார உயர் விலை	52வார குறைந்த விலை

MOTORS

MAIN BOARD										
AUTODROME	77.80	80.00	80.00	75.10	2.20	6	697	55,692.60	105.00	65.00
C M HOLDINGS	48.00	45.00	49.60	44.70	(3.00)	8	690	31,792.00	74.00	42.00
DIMO	343.50	349.00	359.90	336.50	5.50	14	1,006	350,861.00	500.00	325.40
LANKA ASHOK	820.00	820.00	800.00	750.00	0.00	23	123	93,582.10	1,240.00	750.00
UNITED MOTORS	78.00	75.00	76.00	75.00	(3.00)	4	1,303	97,785.00	87.40	70.10

DIRI SAVI BOARD

SATHOSA MOTORS	534.50	534.50	500.00	465.00	0.00	9	46	21,860.40	550.00	300.00
----------------	--------	--------	--------	--------	------	---	----	-----------	--------	--------

OIL PALMS

MAIN BOARD

BUKIT DARAH	205.10	205.10	224.00	201.00	0.00	18	109	23,111.80	274.90	199.00
-------------	--------	--------	--------	--------	------	----	-----	-----------	--------	--------

WATCH LIST

GOOD HOPE	902.60	902.60	996.90	811.00	0.00	14	33	28,962.50	1,387.00	712.00
INDO MALAY	1,300.00	1,300.00	1,620.00	1,600.00	0.00	3	3	4,820.00	1,620.00	980.10
SELINSING	711.40	711.40	719.00	719.00	0.00	1	1	719.00	849.70	550.00
SHALIMAR	1,497.60	1,497.60	1,749.00	1,748.00	0.00	2	2	3,497.00	2,150.00	1,125.00

POWER AND ENERGY

MAIN BOARD

LANKA IOC	24.20	23.60	25.00	23.50	(0.60)	217	335,809	8,081,153.60	37.00	23.50
LAUGFS GAS	18.70	18.00	18.80	17.80	(0.70)	67	8,254	149,750.20	39.80	14.60
LAUGFS GAS[NON-VOTING]	15.00	14.90	15.40	14.70	(0.10)	31	15,480	232,500.00	31.00	12.10
LVL ENERGY	8.10	8.20	8.50	8.20	0.10	46	28,703	241,724.40	10.50	7.30
PANASIAN POWER	3.00	3.00	3.10	3.00	0.00	39	162,498	490,513.90	3.50	2.60
RESUS ENERGY	22.30	21.10	24.00	20.90	(1.20)	11	109,981	2,321,699.40	25.00	18.20
VALLIBEL	6.40	6.50	6.60	6.40	0.10	59	113,637	731,602.40	7.80	6.30
VIDULLANKA	4.60	4.60	4.70	4.60	0.00	4	5,128	23,591.60	5.40	4.10

WATCH LIST

LOTUS HYDRO	4.60	4.50	4.70	4.40	(0.10)	8	8,860	39,937.60	6.00	4.20
-------------	------	------	------	------	--------	---	-------	-----------	------	------

PLANTATIONS

MAIN BOARD

AGALAWATTE	14.50	14.30	14.50	12.50	(0.20)	10	1,122	14,721.00	22.80	12.50
BALANGODA	12.90	12.70	12.90	11.40	(0.20)	21	9,000	107,036.40	32.30	11.30
HORANA	15.00	15.00	15.00	15.00	0.00	2	16	240.00	28.90	13.80
KAHAWATTE	39.50	39.90	40.00	36.00	0.40	12	535	20,850.40	44.00	30.40
KEGALLE	56.10	55.00	59.00	55.00	(1.10)	14	2,135	117,452.00	78.00	50.00
KELANI VALLEY	80.20	99.70	99.90	80.20	19.50	2	100	9,970.30	100.00	60.50
KOTAGALA	6.70	6.80	7.10	6.50	0.10	52	30,040	203,348.70	12.50	6.50
MALWATTE	7.80	7.90	8.00	7.20	0.10	18	8,010	61,609.10	11.80	5.40
MALWATTE[NON-VOTING]	4.30	4.10	4.20	4.00	(0.20)	38	120,400	491,580.00	10.70	4.00
NAMUNUKULA	61.20	61.00	63.90	61.00	(0.20)	18	2,042	127,300.10	114.90	55.50
TALAWAKELLE	49.20	49.00	51.30	49.00	(0.20)	7	2,112	103,831.40	61.00	42.50
WATAWALA	19.20	19.20	19.90	19.10	0.00	22	7,086	135,956.80	31.70	19.00

DIRI SAVI BOARD

BOGAWANTALAWA	9.40	9.90	10.10	9.20	0.50	51	22,516	217,659.50	18.60	8.60
ELPITIYA	19.80	19.60	19.80	18.20	(0.20)	19	4,823	89,967.20	30.70	18.00
HAPUGASTENNE	16.00	15.70	17.00	13.80	(0.30)	36	2,552	39,441.50	30.80	13.50
HATTON	6.60	6.80	7.00	6.80	0.20	28	5,194	35,765.50	10.70	6.50
MASKELIYA	10.20	9.80	10.20	9.70	(0.40)	18	7,821	78,717.90	24.00	8.30
UDAPUSSELLAWA	30.00	30.00	29.80	29.80	0.00	1	2	59.60	46.70	24.00

WATCH LIST

MADULSIMA	6.50	6.20	6.40	5.80	(0.30)	32	16,447	97,964.60	14.20	5.70
-----------	------	------	------	------	--------	----	--------	-----------	-------	------

STORES AND SUPPLIES

Price changes during the week 31-12-2018 to 04-01-2019

24

සඟිය තුළ මිල වෙනස්වීම්

වාර්ෂිකව පවතින වටිනාකම අනුපාතිකව

Company Name	Prv. Week's Close Price (Rs.)	Cur. Week's Close Price (Rs.)	Highest Price (Rs.)	Lowest Price (Rs.)	Change in Price During the week (Rs.)	Trade Volume (No.)	Share Volume (No.)	Turnover (Rs.)	52 Week Highest Price (Rs.)	52 Week Lowest Price (Rs.)
සමාගමේ නම	පෙර සතියේ සමාජන මිල	මේ සතියේ සමාජන මිල	ඉහළම මිල	පහළම මිල	සඟිය තුළදී මිල වෙනස් වීම	ගනුදෙනු ප්‍රමාණය	කොටස් ප්‍රමාණය	පිරිවැටුම	සති 52 තුළ ඉහළම මිල	සති 52 තුළ අවම මිල
කම්පනි பெயர்	முன்னைய வார இறுதி நிறைவு விலை	இவ்வார இறுதி நிறைவு விலை	உயர்ந்த விலை	குறைந்த விலை	வாரத்தின் விலை அசைவு	வியாபார அளவுகள்	பங்குகளின் அளவு	புரள்வு	52வார உயர் விலை	52வார குறைந்த விலை

STORES AND SUPPLIES

MAIN BOARD

COLOMBO CITY	730.00	730.00	749.80	700.00	0.00	11	140	98,288.60	999.00	611.00
GESTETNER	100.00	100.00	100.00	96.00	0.00	2	20	1,928.00	125.00	96.00

SERVICES

MAIN BOARD

LAKE HOUSE PRIN.	162.90	140.00	159.00	140.00	(22.90)	6	233	32,965.90	172.00	107.50
------------------	--------	--------	--------	--------	---------	---	-----	-----------	--------	--------

DIRI SAVI BOARD

ASIA SIYAKA	2.00	2.10	2.10	2.00	0.10	48	227,813	456,196.90	2.80	1.90
CEYLON TEA BRKRS	2.90	2.90	3.00	2.80	0.00	36	193,621	561,421.30	4.60	2.70
JOHN KEELLS	52.50	50.90	52.00	49.00	(1.60)	13	338	17,417.00	70.00	48.00
RENUKA CAPITAL	3.90	3.90	4.00	3.70	0.00	69	111,940	428,902.00	5.00	3.70

WATCH LIST

CEYLON PRINTERS	65.00	73.80	73.80	73.50	8.80	5	139	10,257.90	90.00	49.00
MERC. SHIPPING	69.70	69.70	69.00	69.00	0.00	1	29	2,001.00	90.00	55.00
PARAGON	50.10	50.00	50.10	50.00	(0.10)	5	8,337	416,862.70	73.90	38.10

TELECOMMUNICATIONS

MAIN BOARD

DIALOG	10.10	10.10	10.30	9.90	0.00	318	1,088,569	10,912,214.10	14.80	9.90
SLT	23.00	25.00	27.50	22.50	2.00	151	48,132	1,177,008.00	30.00	18.90

TRADING

MAIN BOARD

EASTERN MERCHANT	4.40	4.50	4.50	4.10	0.10	11	1,102	4,826.60	6.40	3.90
SINGER SRI LANKA	30.00	30.00	30.20	29.00	0.00	12	838	24,770.80	45.00	28.00

DIRI SAVI BOARD

BROWNS	61.00	61.00	59.00	58.00	0.00	3	45	2,640.00	79.90	46.50
C.W.MACKIE	44.00	43.60	44.20	43.60	(0.40)	23	2,336	102,621.70	52.40	40.00
TESS AGRO	0.50	0.40	0.60	0.40	(0.10)	123	344,301	151,089.80	1.20	0.40
TESS AGRO[NON-VOTING]	0.50	0.50	0.50	0.40	0.00	5	311	145.50	1.20	0.40

WATCH LIST

RADIANT GEMS	24.00	22.60	24.00	20.00	(1.40)	11	1,091	23,687.50	33.00	17.40
--------------	-------	-------	-------	-------	--------	----	-------	-----------	-------	-------

Price Index by Sector - Closing Index for the week /

வீக்சேது வகெயன் இது டுப்கெய / துறையீதியான விலை சுட்டி - வார நிறைவில் சுட்டிகள்

	31-12-2018	02-01-2019	03-01-2019	04-01-2019	52 Week High	52 Week Low
All Share Index	6,052.37	6,062.20	6,058.48	6,067.66	6,598.73	5,761.09
S&P SL 20	3,135.18	3,111.07	3,091.52	3,105.75	3,810.05	2,909.08
BANKS FINANCE AND INSURANCE	16,490.94	16,442.60	16,455.67	16,474.18	17,479.16	15,023.70
BEVERAGE FOOD AND TOBACCO	24,289.61	24,730.64	24,728.08	24,794.09	25,560.45	22,880.30
CHEMICALS AND PHARMACEUTICALS	5,182.48	5,191.95	5,252.98	5,250.54	5,982.42	4,899.14
CONSTRUCTION AND ENGINEERING	1,377.23	1,375.97	1,376.46	1,376.46	2,379.64	1,287.50
DIVERSIFIED HOLDINGS	1,590.94	1,568.82	1,562.56	1,566.64	1,797.48	1,428.91
FOOTWEAR AND TEXTILES	858.34	950.93	964.16	970.21	985.46	777.10
HEALTH CARE	833.79	803.19	804.92	806.43	988.09	790.76
HOTELS AND TRAVELS	2,663.96	2,664.98	2,675.03	2,669.93	2,869.67	2,623.58
INFORMATION TECHNOLOGY	25.52	25.52	26.08	25.52	38.89	24.41
INVESTMENT TRUSTS	9,527.75	9,512.94	9,553.14	9,513.54	12,134.56	9,072.01
LAND AND PROPERTY	553.60	554.50	550.01	550.70	608.62	535.07
MANUFACTURING	2,832.36	2,837.23	2,851.05	2,855.64	3,997.81	2,692.53
MOTORS	13,149.48	12,998.95	12,971.50	12,971.50	14,592.69	12,525.84
OIL PALMS	49,942.23	49,942.23	49,942.23	49,942.23	58,225.62	48,697.90
PLANTATIONS	734.67	736.20	731.08	732.16	1,008.10	702.70
POWER AND ENERGY	107.45	106.46	106.01	105.03	144.10	105.03
SERVICES	16,250.92	16,266.12	16,071.40	16,162.18	19,680.17	15,643.55
STORES AND SUPPLIES	28,408.28	28,408.28	28,408.28	28,408.28	29,847.21	24,892.70
TELECOMMUNICATIONS	139.21	143.25	141.73	142.44	188.56	134.06
TRADING	12,344.88	12,334.19	12,249.10	12,326.67	15,641.15	10,989.39

Trading figures for the last four weeks and previous 2 years

பட்டியல் பதி 4 னா பட்டியல் வகர் 2 பட்டியல் துறையீது பட்டியல்

கடந்த நான்கு வாரங்கள் மற்றும் கடந்த 2 வருடங்களுக்கான வியாபாரப் புள்ளிவிபரங்கள்

Previous Years

புதித வகர்

கடந்த வருடங்கள்

	04-01-2019	28-12-2018	21-12-2018	14-12-2018	05-01-2018	06-01-2017
Trading Volumes						
துறையீது பட்டியல்						
வியாபார அளவுகள்						
Total Turnover (Rs.)	1,373,466,538.50	1,724,499,098.30	8,463,841,371.80	3,135,646,643.80	3,687,049,135.10	2,681,457,741.60
பட்டியல் பட்டியல்						
பட்டியல் புள்ளி						
Share Volume (No.)	37,430,229	25,831,635	154,092,866	69,952,974	53,117,205	55,602,989
பட்டியல் பட்டியல்						
பட்டியல் அளவு						
Trades (No.)	13,794	7,394	11,152	15,594	14,111	10,754
துறையீது பட்டியல்						
வியாபாரங்கள்						
Market Days	4	4	5	5	4	5
பட்டியல் பட்டியல்						
பட்டியல் நாட்கள்						
Averages						
பட்டியல் பட்டியல்						
பட்டியல் பட்டியல்						
Total Turnover (Rs.)	343,366,634.63	431,124,774.58	1,692,768,274.36	627,129,328.76	921,762,283.78	536,291,548.32
பட்டியல் பட்டியல்						
பட்டியல் புள்ளி						
Share Volume (No.)	9,357,557	6,457,909	30,818,573	13,990,595	13,279,301	11,120,598
பட்டியல் பட்டியல்						
பட்டியல் அளவு						
Trades (No.)	3,449	1,849	2,230	3,119	3,528	2,151
துறையீது பட்டியல்						
வியாபாரங்கள்						

Contribution of top 10 securities to the change of ASPI for the week / සියලු 26 කොටස් මිල දර්ශකයේ වෙනස් වීම සඳහා ඉහළම දායකත්වය දැක්වූ සුරැකුම්පත් 10 / අපවිස
 இன் வாரத்துக்கான அசைவிற்கு பங்களிப்பு வழங்கிய முதல் 10 சிறந்த பிணையங்கள்

Company ID	Company Name	Points
සමාගමේ සංකේතය කම්පනි குறியீடு	සමාගමේ නම கம்பனி பெயர்	ලකුණු புள்ளிகள்
CTC	CEYLON TOBACCO	23.32
SLTL	SLT	7.7
CTCE	A I A INSURANCE	5.61
LION	LION BREWERY	5.51
CLC	COMM LEASE & FIN	5.44
JKH	JKH	4.43
ODEL	ODEL PLC	2.61
CCS	COLD STORES	1.98
DIST	DISTILLERIES	1.96
TJL	TEEJAY LANKA	1.95

Trading Statistics on a Daily Basis / දෛනික පදනම මත ගනුදෙනු සංඛ්‍යා දත්ත / தினசரி அடிப்படையில் வியாபார புள்ளி விபரங்கள்

Current Week / මෙම සතිය තුළ / இவ்வாரம்				Current Week (Previous Year) / මෙම සතිය (පසුගිය වසරේ) / இவ்வாரம் (கடந்த வருடம்)			
Date	Turnover(Rs.)	Shares(No.)	Trades(No.)	Date	Turnover(Rs.)	Shares(No.)	Trades(No.)
දිනය	පිරිවැටුම	කොටස් සංඛ්‍යාව	ගනුදෙනු සංඛ්‍යාව	දිනය	පිරිවැටුම	කොටස් සංඛ්‍යාව	ගනුදෙනු සංඛ්‍යාව
திகதி	புரள்வு	பங்குகள்	வியாபாரம்	திகதி	புரள்வு	பங்குகள்	வியாபாரம்
31-12-2018	288,522,794.10	9,332,560	3,362	02-01-2018	194,557,447.50	5,203,768	2,189
02-01-2019	211,497,919.10	12,061,968	4,110	03-01-2018	638,313,866.90	13,371,618	4,107
03-01-2019	804,670,433.60	12,890,699	3,167	04-01-2018	1,490,614,817.80	14,305,182	3,158
04-01-2019	68,775,391.70	3,145,002	3,155	05-01-2018	1,363,563,002.90	20,236,637	4,657

Crossings for the week / සතිය තුළ සාකච්ඡා කළ ගනුදෙනු / வாரத்தில் சந்திப்பு பலகையில் பரிமாற்றப்பட்டவை

Trade Date	Company Name	Price (Rs.)	Quantity	Turnover (Rs.)
ගනුදෙනු දිනය	සමාගමේ නම	මිල	ප්‍රමාණය	පිරිවැටුම
வியாபாரத் திகதி	கம்பனி பெயர்	விலை	அளவு	புரள்வு
31-DEC-18	COMMERCIAL BANK	115.00	198,307	22,805,305.00
31-DEC-18	COMMERCIAL BANK	115.00	701,485	80,670,775.00

Sector Wise Top 5 Gainers for the week / සතිය තුළ ඉහළ මිල ගණන් වාර්තා කළ සමාගම් අතර ප්‍රමුඛතම සමාගම් 05 (ක්ෂේත්‍ර වශයෙන්) / வாரத்தில் துறையடிப்படையில் முதல் 5 சிறந்த ஆதாயமீட்டிய பிணையங்கள்

BANKS FINANCE AND INSURANCE			
Company Name	Current Close Price (Rs.)	Previous Close Price (Rs.)	Change (%)
සමාගමේ නම	වත්මන් සමාජීන මිල	පෙර සමාජීන මිල	වෙනස %
கம்பனி பெயர்	தற்போதைய நிறைவு விலை	முன்னைய நிறைவு விலை	அசைவு %
NATION LANKA	0.70	0.60	16.67
COMM LEASE & FIN	3.00	2.60	15.38
MERCHANT BANK (+)	9.80	9.00	8.89
ARPICO INSURANCE (+)	19.10	18.00	6.11
LOLC FINANCE	3.70	3.50	5.71

BEVERAGE FOOD AND TOBACCO			
Company Name	Current Close Price (Rs.)	Previous Close Price (Rs.)	Change (%)
සමාගමේ නම	වත්මන් සමාජීන මිල	පෙර සමාජීන මිල	වෙනස %
கம்பனி பெயர்	தற்போதைய நிறைவு விலை	முன்னைய நிறைவு விலை	அசைவு %
THREE ACRE FARMS (+)	109.10	101.00	8.02
LION BREWERY	597.30	565.00	5.72
RAIGAM SALTERNS	2.10	2.00	5.00
KEELLS FOOD	140.40	134.00	4.78
HVA FOODS	4.40	4.20	4.76

CONSTRUCTION AND ENGINEERING			
Company Name	Current Close Price (Rs.)	Previous Close Price (Rs.)	Change (%)
සමාගමේ නම	වත්මන් සමාජීන මිල	පෙර සමාජීන මිල	වෙනස %
கம்பனி பெயர்	தற்போதைய நிறைவு விலை	முன்னைய நிறைவு விலை	அசைவு %
DOCKYARD (+)	57.00	55.60	2.52

CHEMICALS AND PHARMACEUTICALS			
Company Name	Current Close Price (Rs.)	Previous Close Price (Rs.)	Change (%)
සමාගමේ නම	වත්මන් සමාජීන මිල	පෙර සමාජීන මිල	වෙනස %
கம்பனி பெயர்	தற்போதைய நிறைவு விலை	முன்னைய நிறைவு விலை	அசைவு %
CIC	42.00	40.50	3.70

DIVERSIFIED HOLDINGS			
Company Name	Current Close Price (Rs.)	Previous Close Price (Rs.)	Change (%)
සමාගමේ නම	වත්මන් සමාජීන මිල	පෙර සමාජීන මිල	වෙනස %
கம்பனி பெயர்	தற்போதைய நிறைவு விலை	முன்னைய நிறைவு விலை	அசைவு %
AMBEON CAPITAL	4.30	4.00	7.50
BROWNS INVSTMNTS	1.90	1.80	5.56
BROWNS CAPITAL	3.50	3.40	2.94
RICHARD PIERIS	10.50	10.30	1.94
HAYLEYS	187.00	185.00	1.08

FOOTWEAR AND TEXTILES			
Company Name	Current Close Price (Rs.)	Previous Close Price (Rs.)	Change (%)
සමාගමේ නම	වත්මන් සමාජීන මිල	පෙර සමාජීන මිල	වෙනස %
கம்பனி பெயர்	தற்போதைய நிறைவு விலை	முன்னைய நிறைவு விலை	அசைவு %
ODEL PLC	29.50	25.00	18.00
HAYLEYS FABRIC	9.40	9.00	4.44

HOTELS AND TRAVELS			
Company Name	Current Close Price (Rs.)	Previous Close Price (Rs.)	Change (%)
සමාගමේ නම	වත්මන් සමාජීන මිල	පෙර සමාජීන මිල	වෙනස %
கம்பனி பெயர்	தற்போதைய நிறைவு விலை	முன்னைய நிறைவு விலை	அசைவு %
HUNAS FALLS	131.80	80.50	63.73
CITRUS WASKADUWA	2.80	2.50	12.00
RENUKA HOTELS	56.00	51.00	9.80
HOTELS CORP.	12.00	11.00	9.09
TAL LANKA	14.00	12.90	8.53

HEALTH CARE			
Company Name	Current Close Price (Rs.)	Previous Close Price (Rs.)	Change (%)
සමාගමේ නම	වත්මන් සමාජීන මිල	පෙර සමාජීන මිල	වෙනස %
கம்பனி பெயர்	தற்போதைய நிறைவு விலை	முன்னைய நிறைவு விலை	அசைவு %
ASIRI SURG	9.80	9.60	2.08
DURDANS	72.00	71.10	1.27

INVESTMENT TRUSTS			
Company Name	Current Close Price (Rs.)	Previous Close Price (Rs.)	Change (%)
සමාගමේ නම	වත්මන් සමාජීන මිල	පෙර සමාජීන මිල	වෙනස %
கம்பனி பெயர்	தற்போதைய நிறைவு விலை	முன்னைய நிறைவு விலை	அசைவு %
RENUKA HOLDINGS[RHL.X0000]	14.90	13.40	11.19
LANKA REALTY	21.60	20.60	4.85
GUARDIAN CAPITAL	24.00	22.90	4.80
CIT	60.00	58.60	2.39
CEYLON INV.	38.00	37.20	2.15

LAND AND PROPERTY			
Company Name	Current Close Price (Rs.)	Previous Close Price (Rs.)	Change (%)
සමාගමේ නම	වත්මන් සමාජීන මිල	පෙර සමාජීන මිල	වෙනස %
கம்பனி பெயர்	தற்போதைய நிறைவு விலை	முன்னைய நிறைவு விலை	அசைவு %
KELSEY	33.50	30.40	10.20
SEYLAN DEVTS (+)	11.60	10.90	6.42
C T LAND	29.20	28.10	3.91
EAST WEST	13.70	13.20	3.79
EQUITY TWO PLC	54.90	53.90	1.86

MANUFACTURING

Company Name	Current Close Price (Rs.)	Previous Close Price (Rs.)	Change (%)
සමාගමේ නම	වත්මන් සමාජීන මිල	පෙර සමාජීන මිල	වෙනස %
கம்பனி பெயர்	தற்போதைய நிறைவு விலை	முன்னைய நிறைவு விலை	அசைவு %
AGSTAR PLC	4.70	3.80	23.68
LANKA ALUMINIUM	65.90	62.00	6.29
SIERRA CABL	2.10	2.00	5.00
HAYLEYS FIBRE	78.00	74.50	4.70
SINGER IND. (+)	65.50	62.60	4.63

MOTORS

Company Name	Current Close Price (Rs.)	Previous Close Price (Rs.)	Change (%)
සමාගමේ නම	වත්මන් සමාජීන මිල	පෙර සමාජීන මිල	වෙනස %
கம்பனி பெயர்	தற்போதைய நிறைவு விலை	முன்னைய நிறைவு விலை	அசைவு %
AUTODROME	80.00	77.80	2.83
DIMO	349.00	343.50	1.60

POWER AND ENERGY

Company Name	Current Close Price (Rs.)	Previous Close Price (Rs.)	Change (%)
සමාගමේ නම	වත්මන් සමාජීන මිල	පෙර සමාජීන මිල	වෙනස %
கம்பனி பெயர்	தற்போதைய நிறைவு விலை	முன்னைய நிறைவு விலை	அசைவு %
VALLIBEL	6.50	6.40	1.56
LVL ENERGY	8.20	8.10	1.23

PLANTATIONS

Company Name	Current Close Price (Rs.)	Previous Close Price (Rs.)	Change (%)
සමාගමේ නම	වත්මන් සමාජීන මිල	පෙර සමාජීන මිල	වෙනස %
கம்பனி பெயர்	தற்போதைய நிறைவு விலை	முன்னைய நிறைவு விலை	அசைவு %
KELANI VALLEY (+)	99.70	80.20	24.31
BOGAWANTALAWA	9.90	9.40	5.32
HATTON	6.80	6.60	3.03
KOTAGALA	6.80	6.70	1.49
MALWATTE (+)	7.90	7.80	1.28

SERVICES

Company Name	Current Close Price (Rs.)	Previous Close Price (Rs.)	Change (%)
සමාගමේ නම	වත්මන් සමාජීන මිල	පෙර සමාජීන මිල	වෙනස %
கம்பனி பெயர்	தற்போதைய நிறைவு விலை	முன்னைய நிறைவு விலை	அசைவு %
CEYLON PRINTERS	73.80	65.00	13.54
ASIA SIYAKA	2.10	2.00	5.00

TELECOMMUNICATIONS

Company Name	Current Close Price (Rs.)	Previous Close Price (Rs.)	Change (%)
සමාගමේ නම	වත්මන් සමාජීන මිල	පෙර සමාජීන මිල	වෙනස %
கம்பனி பெயர்	தற்போதைய நிறைவு விலை	முன்னைய நிறைவு விலை	அசைவு %
SLT (+)	25.00	23.00	8.70

TRADING

Company Name	Current Close Price (Rs.)	Previous Close Price (Rs.)	Change (%)
සමාගමේ නම	වත්මන් සමාජීන මිල	පෙර සමාජීන මිල	වෙනස %
கம்பனி பெயர்	தற்போதைய நிறைவு விலை	முன்னைய நிறைவு விலை	அசைவு %
EASTERN MERCHANT	4.50	4.40	2.27

Sector Wise Top 5 Losers for the week / මිල ගණන් පහළ ගිය සමාගම් අතර ප්‍රමුඛතම සමාගම් 05 (ක්වේට් වැයෙහි) / வாரத்தில் துறையடிப்படையில் முதல் 5 மதிப்பிழந்த பிணையங்கள்

BANKS FINANCE AND INSURANCE			
Company Name	Current Close Price (Rs.)	Previous Close Price (Rs.)	Change (%)
සමාගමේ නම	වත්මන් සමාජීන මිල	පෙර සමාජීන මිල	වෙනස %
கம்பனி பெயர்	தற்போதைய நிறைவு விலை	முன்னைய நிறைவு விலை	அசைவு %
S M B LEASING (+)	0.40	0.50	(20.00)
ASIA ASSET	0.80	0.90	(11.11)
TRADE FINANCE	56.00	60.90	(8.05)
SINHAPUTHRA FIN	8.20	8.80	(6.82)
COM.CREDIT	28.20	29.90	(5.69)

BEVERAGE FOOD AND TOBACCO			
Company Name	Current Close Price (Rs.)	Previous Close Price (Rs.)	Change (%)
සමාගමේ නම	වත්මන් සමාජීන මිල	පෙර සමාජීන මිල	වෙනස %
கம்பனி பெயர்	தற்போதைய நிறைவு விலை	முன்னைய நிறைவு விலை	அசைவு %
HARISCHANDRA	1,252.30	1,499.50	(16.49)

CONSTRUCTION AND ENGINEERING			
Company Name	Current Close Price (Rs.)	Previous Close Price (Rs.)	Change (%)
සමාගමේ නම	වත්මන් සමාජීන මිල	පෙර සමාජීන මිල	වෙනස %
கம்பனி பெயர்	தற்போதைய நிறைவு விலை	முன்னைய நிறைவு விலை	அசைவு %
MTD WALKERS	11.00	11.10	(0.90)
ACCESS ENG SL	14.00	14.10	(0.71)

CHEMICALS AND PHARMACEUTICALS			
Company Name	Current Close Price (Rs.)	Previous Close Price (Rs.)	Change (%)
සමාගමේ නම	වත්මන් සමාජීන මිල	පෙර සමාජීන මිල	වෙනස %
கம்பனி பெயர்	தற்போதைய நிறைவு விலை	முன்னைய நிறைவு விலை	அசைவு %
LANKEM CEYLON	25.00	28.10	(11.03)
CHEMANEX	49.50	50.00	(1.00)

DIVERSIFIED HOLDINGS			
Company Name	Current Close Price (Rs.)	Previous Close Price (Rs.)	Change (%)
සමාගමේ නම	වත්මන් සමාජීන මිල	පෙර සමාජීන මිල	වෙනස %
கம்பனி பெயர்	தற்போதைய நிறைவு விலை	முன்னைய நிறைவு விலை	அசைவு %
SOFTLOGIC	20.10	21.40	(6.07)
DUNAMIS CAPITAL	38.10	39.90	(4.51)
MELSTACORP	47.60	49.00	(2.86)
FORT LAND	15.20	15.40	(1.30)
HEMAS HOLDINGS	87.90	88.50	(0.68)

HOTELS AND TRAVELS			
Company Name	Current Close Price (Rs.)	Previous Close Price (Rs.)	Change (%)
සමාගමේ නම	වත්මන් සමාජීන මිල	පෙර සමාජීන මිල	වෙනස %
கம்பனி பெயர்	தற்போதைய நிறைவு விலை	முன்னைய நிறைவு விலை	அசைவு %
BERUWALA RESORTS	0.60	0.70	(14.29)
SERENDIB HOTELS	15.00	17.00	(11.76)
EDEN HOTEL LANKA	13.00	13.80	(5.80)
KINGSBURY	14.20	14.50	(2.07)
BROWNS BEACH	12.30	12.50	(1.60)

HEALTH CARE			
Company Name	Current Close Price (Rs.)	Previous Close Price (Rs.)	Change (%)
සමාගමේ නම	වත්මන් සමාජීන මිල	පෙර සමාජීන මිල	වෙනස %
கம்பனி பெயர்	தற்போதைய நிறைவு விலை	முன்னைய நிறைவு விலை	அசைவு %
NAWALOKA	4.40	4.70	(6.38)
DURDANS[CHL.X0000]	66.10	69.00	(4.20)
LANKA HOSPITALS (+)	41.90	42.60	(1.64)

LAND AND PROPERTY			
Company Name	Current Close Price (Rs.)	Previous Close Price (Rs.)	Change (%)
සමාගමේ නම	වත්මන් සමාජීන මිල	පෙර සමාජීන මිල	වෙනස %
கம்பனி பெயர்	தற்போதைய நிறைவு விலை	முன்னைய நிறைவு விலை	அசைவு %
MILLENNIUM HOUSE	8.30	8.90	(6.74)
YORK ARCADE	82.00	85.00	(3.53)
COLOMBO LAND (+)	14.50	15.00	(3.33)
PDL (+)	115.90	119.20	(2.77)
CARGO BOAT	74.90	75.10	(0.27)

MANUFACTURING			
Company Name	Current Close Price (Rs.)	Previous Close Price (Rs.)	Change (%)
සමාගමේ නම	වත්මන් සමාජීන මිල	පෙර සමාජීන මිල	වෙනස %
கம்பனி பெயர்	தற்போதைய நிறைவு விலை	முன்னைய நிறைவு விலை	அசைவு %
PRINTCARE PLC	27.30	30.20	(9.60)
BPPL HOLDINGS	11.60	12.50	(7.20)
KELANI CABLES	71.10	75.80	(6.20)
SWISSTEK	38.50	41.00	(6.10)
KELANI TYRES	35.60	36.70	(3.00)

MOTORS			
Company Name	Current Close Price (Rs.)	Previous Close Price (Rs.)	Change (%)
සමාගමේ නම	වත්මන් සමාජීන මිල	පෙර සමාජීන මිල	වෙනස %
கம்பனி பெயர்	தற்போதைய நிறைவு விலை	முன்னைய நிறைவு விலை	அசைவு %
C M HOLDINGS	45.00	48.00	(6.25)
UNITED MOTORS	75.00	78.00	(3.85)

POWER AND ENERGY				PLANTATIONS			
Company Name	Current Close Price (Rs.)	Previous Close Price (Rs.)	Change (%)	Company Name	Current Close Price (Rs.)	Previous Close Price (Rs.)	Change (%)
සමාගමේ නම	වත්මන් සමාජීන මිල	පෙර සමාජීන මිල	වෙනස %	සමාගමේ නම	වත්මන් සමාජීන මිල	පෙර සමාජීන මිල	වෙනස %
கம்பனி பெயர்	தற்போதைய நிறைவு விலை	முன்னைய நிறைவு விலை	அசைவு %	கம்பனி பெயர்	தற்போதைய நிறைவு விலை	முன்னைய நிறைவு விலை	அசைவு %
RESUS ENERGY	21.10	22.30	(5.38)	MALWATTE[MAL.X0000] (+)	4.10	4.30	(4.65)
LAUGFS GAS	18.00	18.70	(3.74)	MADULSIMA (+)	6.20	6.50	(4.62)
LANKA IOC	23.60	24.20	(2.48)	MASKELIYA	9.80	10.20	(3.92)
LOTUS HYDRO	4.50	4.60	(2.17)	KEGALLE	55.00	56.10	(1.96)
LAUGFS GAS[LGL.X0000]	14.90	15.00	(0.67)	HAPUGASTENNE (+)	15.70	16.00	(1.88)

SERVICES				TRADING			
Company Name	Current Close Price (Rs.)	Previous Close Price (Rs.)	Change (%)	Company Name	Current Close Price (Rs.)	Previous Close Price (Rs.)	Change (%)
සමාගමේ නම	වත්මන් සමාජීන මිල	පෙර සමාජීන මිල	වෙනස %	සමාගමේ නම	වත්මන් සමාජීන මිල	පෙර සමාජීන මිල	වෙනස %
கம்பனி பெயர்	தற்போதைய நிறைவு விலை	முன்னைய நிறைவு விலை	அசைவு %	கம்பனி பெயர்	தற்போதைய நிறைவு விலை	முன்னைய நிறைவு விலை	அசைவு %
LAKE HOUSE PRIN.	140.00	162.90	(14.06)	TESS AGRO	0.40	0.50	(20.00)
JOHN KEELLS	50.90	52.50	(3.05)	RADIANT GEMS	22.60	24.00	(5.83)
PARAGON	50.00	50.10	(0.20)	C.W.MACKIE	43.60	44.00	(0.91)

Closed End Fund Price changes during the week 31-12-2018 to 04-01-2019

ආවේණික අරමුදල් සභිභ තුළ මිල වෙනස්වීම්
 ආදාය නිතිපතකුගේ වාර්තාකරුගේ වටිනාකම අනුමාන

Fund Name	Prv. Week's Close Price (Rs.)	Cur. Week's Close Price (Rs.)	Highest Price (Rs.)	Lowest Price (Rs.)	Change in Price During the week(Rs.)	Trade Volume (No.)	Unit Volume (No.)	Turnover (Rs.)	NAV (Rs.)
අරමුදලේ නම	පෙර සතියේ සමාජීන මිල	වත්මන් සතියේ සමාජීන මිල	ඉහළම මිල	පහළම මිල	සතිය තුළ මිලේ වෙනස්වීම්	ගනුදෙනු ප්‍රමාණය	ඒකක ප්‍රමාණය	පිරවුම	දේශීය වත්කම් වටිනාකම
නිතිපතකුගේ වාර්තාකරුගේ වටිනාකම	කදරුණු වාර නිතරව වටිනාකම	ඉබ්බාර නිතරව වටිනාකම	උසස්වූ වටිනාකම	පහළම වටිනාකම	වාර්තාකරුගේ වටිනාකම	විකුණු වූ ආකාරය	අලුතු ආකාරය	පුරවුම	දේශීය සමාජීන මිල
NAMAL ACUITY VF	80.00	80.10	80.10	80.10	0.10	2	200	16,020.00	98.60

Daily Movements Corporate Debt on 04-01-2019

නිසිමිත දිනට සාමාන්‍ය ආය සංවිලසනයන්
 නිසාපරි තනිවාර්තාකරුගේ කදරුණුගේ වටිනාකම අනුමාන

Company Name	Code	Last Traded Date	Last Traded Yield	Last Traded Price	Coupon Rate	Coupon Frequency	Issued Date	Maturity Date	Next Coupon Due Date	Credit Rating (As at date of listing)	Par Value (Rs.)
සමාගමේ නම	සංකේතය	අවසන් ගනුදෙනු දින	අවසන් ගනුදෙනුවේ ප්‍රතිශතය	අවසන් ගනුදෙනු මිල	කුපන් අනුපාතය	වාර ගණන	නිකුත් කළ දිනය	කල්පිරෙන දිනය	මිල ගෙවිය යුතු දිනය	ආය ශ්‍රේණිය (ලැයිස්තුවෙන් වූ දිනට)	මුහුණත වටිනාකම
கம்பனி பெயர்	குறியீடு	இறுதி வியாபாரத்தினம்	இறுதி விலை	இறுதி வியாபார விலை	வட்டிவீதம்	வட்டவைகள்	வழங்கல் திகதி	முதிர்ப்பு திகதி	அடுத்த வட்டி நிலுவை திகதி	ஆரம்ப கடன் தரப்படுத்தல்	முகப் பெறுமதி
ALLIANCE	ALLI/BD/29/12/19-C2287-9.35			100.00	9.35	1	29/12/14	29/12/19	28/12/19		100
BANK OF CEYLON	BOC/BC/21/09/19B7.75			100.00	7.75	4	22/09/14	21/09/19	20/03/19	AA	100
BANK OF CEYLON	BOC/BC/21/09/19C7.42			100.00	9.1	2	22/09/14	21/09/19	20/03/19	AA	100
BANK OF CEYLON	BOC/BC/21/09/22D8.25			100.00	8.25	1	22/09/14	21/09/22	20/09/19	AA	100
BANK OF CEYLON	BOC/BD/05/10/20-C2319	03-12-2018	11.70	97.00	9.85	2	06/10/15	05/10/20	04/04/19		100
BANK OF CEYLON	BOC/BD/28/12/24-C2377-12.75			100.00	12.75	1	29/12/16	28/12/24	27/12/19		100
BANK OF CEYLON	BOC/BD/28/12/21-C2376-13.25			100.00	13.25	1	29/12/16	28/12/21	27/12/19		100
BANK OF CEYLON	BOC/BD/05/10/23-C2321			100.00	9.85	2	06/10/15	05/10/23	04/04/19		100
BANK OF CEYLON	BOC/BD/05/10/20-C2318-8			100.00	8	4	06/10/15	05/10/20	04/01/19		100
BANK OF CEYLON	BOC/BC/24/10/23H13.75	09-08-2017	13.34	101.50	13.75	1	25/10/13	24/10/23	23/10/19	AA	100
BANK OF CEYLON	BOC/BC/24/10/21D13.25	15-10-2014		125.55	13.25	1	25/10/13	24/10/21	23/10/19	AA	100
BANK OF CEYLON	BOC/BC/24/10/22F13.25			100.00	13.25	1	25/10/13	24/10/22	23/10/19	AA	100
BANK OF CEYLON	BOC/BC/24/10/21E11.12			100.00	10.75	2	25/10/13	24/10/21	23/04/19	AA	100

BANKS FINANCE AND INSURANCE

ALLIANCE	ALLI/BD/29/12/19-C2287-9.35			100.00	9.35	1	29/12/14	29/12/19	28/12/19		100
BANK OF CEYLON	BOC/BC/21/09/19B7.75			100.00	7.75	4	22/09/14	21/09/19	20/03/19	AA	100
BANK OF CEYLON	BOC/BC/21/09/19C7.42			100.00	9.1	2	22/09/14	21/09/19	20/03/19	AA	100
BANK OF CEYLON	BOC/BC/21/09/22D8.25			100.00	8.25	1	22/09/14	21/09/22	20/09/19	AA	100
BANK OF CEYLON	BOC/BD/05/10/20-C2319	03-12-2018	11.70	97.00	9.85	2	06/10/15	05/10/20	04/04/19		100
BANK OF CEYLON	BOC/BD/28/12/24-C2377-12.75			100.00	12.75	1	29/12/16	28/12/24	27/12/19		100
BANK OF CEYLON	BOC/BD/28/12/21-C2376-13.25			100.00	13.25	1	29/12/16	28/12/21	27/12/19		100
BANK OF CEYLON	BOC/BD/05/10/23-C2321			100.00	9.85	2	06/10/15	05/10/23	04/04/19		100
BANK OF CEYLON	BOC/BD/05/10/20-C2318-8			100.00	8	4	06/10/15	05/10/20	04/01/19		100
BANK OF CEYLON	BOC/BC/24/10/23H13.75	09-08-2017	13.34	101.50	13.75	1	25/10/13	24/10/23	23/10/19	AA	100
BANK OF CEYLON	BOC/BC/24/10/21D13.25	15-10-2014		125.55	13.25	1	25/10/13	24/10/21	23/10/19	AA	100
BANK OF CEYLON	BOC/BC/24/10/22F13.25			100.00	13.25	1	25/10/13	24/10/22	23/10/19	AA	100
BANK OF CEYLON	BOC/BC/24/10/21E11.12			100.00	10.75	2	25/10/13	24/10/21	23/04/19	AA	100

Daily Movements Corporate Debt on 04-01-2019

நிசமீத டீனெட் சா஁மீத ஁ய ச஁லெயசன்
தீனசரீ தனீயார்துறைக் கடன்களின் அசைவுகள்

Company Name	Code	Last Traded Date	Last Traded Yield	Last Traded Price	Coupon Rate	Coupon Frequency	Issued Date	Maturity Date	Next Coupon Due Date	Credit Rating (As at date of listing)	Par Value (Rs.)
ச஁மீத ஁த	ச஁னீதச	஁லீசன் ஁னெ஁ன டீன	஁லீசன் ஁னெ஁னலீ ஁லெ஁னீ ஁ய	஁லீசன் ஁னெ஁ன ஁லெ஁னீ ஁லெ஁னீ ஁ய	஁லீனானீ ஁னூ஁னய	஁லீனானீ ஁லர் ஁ன	஁஁னீ ஁ல டீன	஁லீ஁லென் டீன	஁லீ ஁ல டீன	஁ய ஁லீனீய (஁லீனீயுன ஁ டீன)	஁னூன ஁லீன஁த
க஁஁னீ ஁லயர்	஁றீயீடு	஁றுதீ வீய஁பார ஁ய஁பாரத்தீன஁	஁றுதீ வீல ஁னீளவு	஁றுதீ வீய஁பார ஁லீன	வ஁டீவீத஁	வ஁டீவீத தடவகள	வ஁஁ங்கல் தீகதீ	஁றுதீவ தீகதீ	அடுத்த வ஁டீ ஁றுவ தீகதீ	஁று஁஁஁ கடன் தர஁஁஁தல்	஁று஁஁ ஁று஁஁

BANKS FINANCE AND INSURANCE

BANK OF CEYLON	BOC/BD/28/12/24-C2378			100.00	11.24	2	29/12/16	28/12/24	27/06/19		100
BANK OF CEYLON	BOC/BC/21/09/22E7.42			100.00	9.1	2	22/09/14	21/09/22	20/03/19	AA	100
BANK OF CEYLON	BOC/BD/05/10/23-C2317-9.5			100.00	9.5	1	06/10/15	05/10/23	04/10/19		100
BANK OF CEYLON	BOC/BD/05/10/20-C2320-8.25			100.00	8.25	1	06/10/15	05/10/20	04/10/19		100
BANK OF CEYLON	BOC/BC/21/09/19A08	05-01-2016	9.01	96.87	8	1	22/09/14	21/09/19	20/09/19	AA	100
BANK OF CEYLON	BOC/BD/28/12/21-C2379			100.00	11.24	2	29/12/16	28/12/21	27/06/19		100
CDB	CDB/BD/27/03/23-C2391-14.2			100.00	14.2	1	28/03/18	27/03/23	27/03/19		100
CDB	CDB/BD/03/06/21-C2351			100.00	11.49	2	03/06/16	03/06/21	31/05/19		100
CDB	CDB/BD/27/03/23-C2392-13.75	17-05-2018	13.75	99.96	13.75	2	28/03/18	27/03/23	26/03/19		100
CDB	CDB/BD/03/06/21-C2350-12.75	21-12-2018	12.75	99.98	12.75	2	03/06/16	03/06/21	31/05/19		100
CENTRAL FINANCE	CFIN/BD/01/06/20-C2302-9.52	11-08-2015	9.24	101.15	9.52	1	01/06/15	01/06/20	28/12/19		100
CENTRAL FINANCE	CFIN/BD/01/06/19-C2300-9			100.00	9	2	01/06/15	01/06/19	01/06/19		100
FIRST CAPITAL	CFVF/BC/12/03/19C14	14-08-2014		110.34	14	1	12/03/14	12/03/19	12/03/19	BBB+	100
COMM LEASE & FIN	CLC/BD/21/07/20-C2310-9.75	13-10-2017	9.47	100.67	9.75	1	21/07/15	21/07/20	28/12/19		100
COM.CREDIT	COCR/BD/10/12/20-C2335-10.4			100.00	10.4	2	10/12/15	10/12/20	07/06/19		100
COM.CREDIT	COCR/BD/10/12/20-C2336			100.00	11.51	2	10/12/15	10/12/20	07/06/19		100
COM.CREDIT	COCR/BD/01/06/20-C2299-10.5	23-05-2018	10.50	100.00	10.5	4	01/06/15	01/06/20	28/03/19		100
COMMERCIAL BANK	COMB/BD/27/10/26-C2359-12.25			100.00	12.25	2	28/10/16	27/10/26	26/04/19		100
COMMERCIAL BANK	COMB/BD/08/03/26-C2342-11.25	24-12-2018	13.45	90.00	11.25	2	09/03/16	08/03/26	07/03/19		100
COMMERCIAL BANK	COMB/BD/22/07/28-C2405-12.5			100.00	12.5	2	23/07/18	22/07/28	22/01/19		100
COMMERCIAL BANK	COMB/BD/22/07/23-C2404-12			100.00	12	2	23/07/18	22/07/23	22/01/19		100
COMMERCIAL BANK	COMB/BD/27/10/21-C2360-12	13-06-2018	11.02	102.66	12	2	28/10/16	27/10/21	26/04/19		100
COMMERCIAL BANK	COMB/BD/08/03/21-C2341-10.75	27-07-2017	17.96	81.40	10.75	2	09/03/16	08/03/21	07/03/19		100
SOFTLOGIC FIN	CRL/BC/29/08/19A10	11-10-2018	10.00	100.00	10	4	29/08/14	29/08/19	28/03/19	AAA	100
SOFTLOGIC FIN	CRL/BC/29/08/19B7.69	06-06-2018	9.67	100.00	11.51	4	29/08/14	29/08/19	28/03/19	AAA	100
DFCC BANK PLC	DFCC/BD/18/03/19-C2345-10.625	30-08-2018	11.00	99.53	10.625	1	18/03/16	18/03/19	16/03/19		100
DFCC BANK PLC	DFCC/BD/29/03/25-C2394-13			100.00	13	1	29/03/18	29/03/25	28/03/19		100
DFCC BANK PLC	DFCC/BD/09/11/21-C2366-12.15			100.00	12.15	1	09/11/16	09/11/21	07/11/19		100
DFCC BANK PLC	DFCC/BD/29/03/23-C2393-12.6	09-04-2018	12.58	100.05	12.6	1	29/03/18	29/03/23	28/03/19		100
DFCC BANK PLC	DFCC/BD/09/11/23-C2367-12.75	29-03-2017	12.71	100.00	12.75	1	09/11/16	09/11/23	07/11/19		100
DFCC BANK PLC	DVBD/BD/10/06/20-C2305-9.1	27-09-2018	9.04	100.00	9.1	1	10/06/15	10/06/20	08/06/19		100
DFCC BANK PLC	DVBD/BD/10/06/20-C2306-9.4	29-11-2018	13.50	94.54	9.4	1	10/06/15	10/06/20	08/06/19		100
FC TREASURIES	FCT/BD/06/02/20-C2295-9.5	17-06-2016	10.50	97.02	9.5	1	06/02/15	06/02/20	28/12/19		100
HDFC	HDFC/BD/20/11/20-C2332			100.00	13.78	4	20/11/15	20/11/20	19/02/19		100
HDFC	HDFC/BD/20/11/20-C2331-10.5			100.00	10.5	2	20/11/15	20/11/20	19/05/19		100
HDFC	HDFC/BD/20/11/25-C2330-12			100.00	12	1	20/11/15	20/11/25	19/11/19		100
HNB	HNB/BC/31/03/2100E			20.90		0	25/05/07	31/03/21			100
HNB	HNB/BC/31/03/2400F			14.68		0	07/06/07	31/03/24			100
HNB	HNB/BC/31/07/22B16.75			100.00	16.75	1	01/08/07	31/07/22	29/06/19	A+	100
HNB	HNB/BC/04/09/21A11.5			100.00	11.5	2	05/09/11	04/09/21	28/06/19	A+	100
HNB	HNB/BD/14/12/24-C2275-			100.00	8.33	2	15/12/14	14/12/24	28/06/19		100

Daily Movements Corporate Debt on 04-01-2019

நிசமீத டீனெஃ சாஃமீத ஶாஃ ஃஃலெஃஃன்
 தினசரி தனியார்துறைக் கடன்களின் அசைவுகள்

Company Name	Code	Last Traded Date	Last Traded Yield	Last Traded Price	Coupon Rate	Coupon Frequency	Issued Date	Maturity Date	Next Coupon Due Date	Credit Rating (As at date of listing)	Par Value (Rs.)
ஃமாளமீ னம	ஃஃஃஃஃஃ	ஃஃஃஃஃஃ	ஃஃஃஃஃஃ	ஃஃஃஃஃஃ	ஃஃஃஃஃஃ	ஃஃஃஃஃஃ	ஃஃஃஃஃஃ	ஃஃஃஃஃஃ	ஃஃஃஃஃஃ	ஃஃஃஃஃஃ	ஃஃஃஃஃஃ
ஃஃஃஃஃஃ	ஃஃஃஃஃஃ	ஃஃஃஃஃஃ	ஃஃஃஃஃஃ	ஃஃஃஃஃஃ	ஃஃஃஃஃஃ	ஃஃஃஃஃஃ	ஃஃஃஃஃஃ	ஃஃஃஃஃஃ	ஃஃஃஃஃஃ	ஃஃஃஃஃஃ	ஃஃஃஃஃஃ

BANKS FINANCE AND INSURANCE

HNB	HNB/BD/01/11/23-C2361-13	16-11-2018	12.99	100.00	13	1	01/11/16	01/11/23	30/10/19		100
HNB	HNB/BD/14/12/19-C2274-7.75	08-12-2017	16.87	85.00	7.75	2	15/12/14	14/12/19	28/06/19		100
HNB	HNB/BC/29/08/23A08	31-12-2014	14.18	70.13	8	1	30/08/13	29/08/23	29/08/19	AA-	100
HNB	HNB/BD/28/03/21-C2346-11.25	27-12-2018	12.26	98.00	11.25	1	28/03/16	28/03/21	27/03/19		100
HNB	HNB/BD/01/11/21-C2362-11.75			100.00	11.75	1	01/11/16	01/11/21	30/10/19		100
LB FINANCE	LFIN/BD/11/12/22-C2388-13.25	14-12-2018	16.79	90.00	13.25	2	11/12/17	11/12/22	10/06/19		100
LB FINANCE	LFIN/BD/11/12/22-C2387-12.75			100.00	12.75	2	11/12/17	11/12/22	10/06/19		100
LOLC FINANCE	LOFC/BD/31/07/23-C2408-14.75			100.00	14.75	2	31/07/18	31/07/23	30/01/19		100
LOLC FINANCE	LOFC/BD/25/01/20-C2290-9.25			100.00	9.25	1	26/01/15	25/01/20	28/12/19		100
LOLC FINANCE	LOFC/BD/31/07/23-C2409-0			49.83	0	0	31/07/18	31/07/23			100
LOLC FINANCE	LOFC/BD/25/01/20-C2291-9	18-04-2017	13.00	90.84	9	4	26/01/15	25/01/20	28/03/19		100
LOLC FINANCE	LOFC/BD/25/01/20-C2289-9.1			100.00	9.1	2	26/01/15	25/01/20	28/06/19		100
L O L C HOLDINGS	LOLC/BD/24/11/19-C2269-9	25-07-2018	16.75	91.00	9	4	24/11/14	24/11/19	28/03/19		100
L O L C HOLDINGS	LOLC/BD/30/07/19-C2386-12.65			100.00	12.65	2	31/07/17	30/07/19	26/01/19		100
L O L C HOLDINGS	LOLC/BD/30/07/22-C2385-13	19-12-2018	13.00	99.97	13	2	31/07/17	30/07/22	26/01/19		100
MERCHANT BANK	MBSL/BD/12/11/19-C2266-9	22-06-2015	9.75	97.35	9	1	13/11/14	12/11/19	12/11/19		100
MERCHANT BANK	MBSL/BD/02/05/22-C2380			100.00	12.83	2	03/05/17	02/05/22	01/05/19		100
MERCHANT BANK	MBSL/BD/02/05/22-C2382-15			100.00	15	1	03/05/17	02/05/22	01/05/19		100
MERCHANT BANK	MBSL/BD/12/11/19-C2267-8.75			100.00	8.75	2	13/11/14	12/11/19	28/06/19		100
MERCHANT BANK	MBSL/BD/02/05/22-C2381-14.5			100.00	14.5	2	03/05/17	02/05/22	01/05/19		100
NAT. DEV. BANK	NDB/BD/24/06/20-C2309-9.4	21-05-2018	17.31	87.00	9.4	1	24/06/15	24/06/20	28/12/19		100
NAT. DEV. BANK	NDB/BC/19/12/25D14	08-01-2018	13.89	100.50	14	1	19/12/13	19/12/25	28/12/19	A+	100
NAT. DEV. BANK	NDB/BC/19/12/23C13.9	26-05-2017	17.59	86.00	13.9	1	19/12/13	19/12/23	28/12/19	A+	100
NAT. DEV. BANK	NDB/BD/24/06/20-C2308-0			63.81	0	0	24/06/15	24/06/20			100
NATIONS TRUST	NTB/BD/08/11/21-C2365-12.65	28-11-2018	14.98	94.60	12.65	2	08/11/16	08/11/21	05/05/19		100
NATIONS TRUST	NTB/BD/20/04/23-C2401-13			100.00	13	1	20/04/18	20/04/23	19/04/19		100
NATIONS TRUST	NTB/BD/20/04/23-C2402-12.65			100.00	12.65	2	20/04/18	20/04/23	18/04/19		100
NATIONS TRUST	NTB/BD/08/11/21-C2363			100.00	11.25	2	08/11/16	08/11/21	05/05/19		100
NATIONS TRUST	NTB/BD/08/11/21-C2364-12.8	29-03-2017	12.75	100.00	12.8	1	08/11/16	08/11/21	05/11/19		100
PAN ASIA	PABC/BD/29/09/19-C2312			100.00	11.665	2	29/09/15	29/09/19	27/03/19		100
PAN ASIA	PABC/BC/30/10/19B9.5233	21-05-2018	9.51	100.00	9.5233	2	30/10/14	30/10/19	26/04/19	BBB	100
PAN ASIA	PABC/BC/30/10/19A9.75	31-12-2014	9.75	99.94	9.75	1	30/10/14	30/10/19	26/10/19	BBB	100
PAN ASIA	PABC/BD/29/09/19-C2311-10	27-09-2018	10.00	100.00	10	2	29/09/15	29/09/19	27/03/19		100
PEOPLES LEASING	PLC/BD/16/11/21-C2375-12.6	02-01-2019	12.58	100.00	12.6	2	16/11/16	16/11/21	14/05/19		100
PEOPLES LEASING	PLC/BD/18/04/23-C2398-12.8			100.00	12.8	1	18/04/18	18/04/23	17/04/19		100
PEOPLES LEASING	PLC/BD/18/04/22-C2399-12.4			100.00	12.4	1	18/04/18	18/04/22	17/04/19		100
PEOPLES LEASING	PLC/BD/16/11/20-C2374-12.25	04-05-2018	12.25	100.00	12.25	2	16/11/16	16/11/20	14/05/19		100
PEOPLES LEASING	PLC/BD/12/11/20-C2323-9.95			100.00	9.95	1	13/11/15	12/11/20	09/11/19		100
PEOPLES LEASING	PLC/BD/16/11/19-C2373-	04-05-2018	11.90	100.00	11.9	2	16/11/16	16/11/19	14/05/19		100

நிஃமீத ஂஃஃமீத ஂஃஃமீத ஂஃஃமீத ஂஃஃமீத
தஃதஃரி தஃதஃரி தஃதஃரி தஃதஃரி தஃதஃரி

Company Name	Code	Last Traded Date	Last Traded Yield	Last Traded Price	Coupon Rate	Coupon Frequency	Issued Date	Maturity Date	Next Coupon Due Date	Credit Rating (As at date of listing)	Par Value (Rs.)
ஃஃஃஃஃஃஃஃஃஃ	ஃஃஃஃஃஃஃஃஃஃ	ஃஃஃஃஃஃஃஃஃஃ	ஃஃஃஃஃஃஃஃஃஃ	ஃஃஃஃஃஃஃஃஃஃ	ஃஃஃஃஃஃஃஃஃஃ	ஃஃஃஃஃஃஃஃஃஃ	ஃஃஃஃஃஃஃஃஃஃ	ஃஃஃஃஃஃஃஃஃஃ	ஃஃஃஃஃஃஃஃஃஃ	ஃஃஃஃஃஃஃஃஃஃ	ஃஃஃஃஃஃஃஃஃஃ
ஃஃஃஃஃஃஃஃஃஃ	ஃஃஃஃஃஃஃஃஃஃ	ஃஃஃஃஃஃஃஃஃஃ	ஃஃஃஃஃஃஃஃஃஃ	ஃஃஃஃஃஃஃஃஃஃ	ஃஃஃஃஃஃஃஃஃஃ	ஃஃஃஃஃஃஃஃஃஃ	ஃஃஃஃஃஃஃஃஃஃ	ஃஃஃஃஃஃஃஃஃஃ	ஃஃஃஃஃஃஃஃஃஃ	ஃஃஃஃஃஃஃஃஃஃ	ஃஃஃஃஃஃஃஃஃஃ

BANKS FINANCE AND INSURANCE

PEOPLES LEASING	PLC/BD/12/11/19-C2322-9.6			100.00	9.6	2	13/11/15	12/11/19	09/05/19		100
RDB	RDB/BD/29/01/20-C2293-8.71	03-12-2015	11.79	90.00	8.71	4	30/01/15	29/01/20	28/03/19		100
RDB	RDB/BD/29/01/20-C2294-8.81			100.00	8.81	2	30/01/15	29/01/20	28/06/19		100
RDB	RDB/BD/29/01/20-C2292-9			100.00	9	1	30/01/15	29/01/20	28/12/19		100
SAMPATH	SAMP/BD/14/12/19-C2273-8.1	07-03-2017	14.90	85.00	8.1	2	15/12/14	14/12/19	28/06/19		100
SAMPATH	SAMP/BD/21/12/22-C2389-12.5			100.00	12.5	2	21/12/17	21/12/22	19/06/19		100
SAMPATH	SAMP/BD/18/11/20-C2329			100.00	11.24	2	18/11/15	18/11/20	16/05/19		100
SAMPATH	SAMP/BD/14/12/19-C2271-8.25	19-06-2018	16.02	90.28	8.25	1	15/12/14	14/12/19	14/12/19		100
SAMPATH	SAMP/BD/18/11/20-C2328-9.9	17-10-2018	9.89	100.00	9.9	2	18/11/15	18/11/20	16/05/19		100
SAMPATH	SAMP/BD/20/03/23-C2390-12.5	24-05-2018	12.03	101.64	12.5	2	20/03/18	20/03/23	18/03/19		100
SAMPATH	SAMP/BD/10/06/21-C2353	16-02-2018	11.27	98.50	11.01	2	10/06/16	10/06/21	07/06/19		100
SAMPATH	SAMP/BD/10/06/21-C2352-12.75	13-11-2018	12.66	100.00	12.75	1	10/06/16	10/06/21	08/06/19		100
SANASA DEV. BANK	SDB/BD/31/12/20-C2337-10			100.00	10	2	31/12/15	31/12/20	28/06/19		100
SANASA DEV. BANK	SDB/BD/31/12/20-C2339-10.3			100.00	10.3	2	31/12/15	31/12/20	28/06/19		100
SEYLAN BANK	SEYB/BD/15/07/21-C2355-13	17-10-2018	12.98	100.00	13	2	15/07/16	15/07/21	13/01/19		100
SEYLAN BANK	SEYB/BD/29/03/28-C2397-13.5			100.00	13.5	2	29/03/18	29/03/28	27/03/19		100
SEYLAN BANK	SEYB/BD/29/03/23-C2395-12.85	09-04-2018	12.83	100.06	12.85	2	29/03/18	29/03/23	27/03/19		100
SEYLAN BANK	SEYB/BD/29/03/25-C2396-13.2			100.00	13.2	2	29/03/18	29/03/25	27/03/19		100
SEYLAN BANK	SEYB/BD/22/12/20-C2280-8.75			100.00	8.75	1	23/12/14	22/12/20	21/12/19		100
SEYLAN BANK	SEYB/BD/22/12/19-C2278-8.6	07-01-2015	8.60	99.99	8.6	1	23/12/14	22/12/19	21/12/19		100
SEYLAN BANK	SEYB/BD/22/12/19-C2279-8.35			100.00	8.35	2	23/12/14	22/12/19	21/06/19		100
SEYLAN BANK	SEYB/BD/15/07/23-C2354-13.75	24-12-2018	16.98	90.00	13.75	2	15/07/16	15/07/23	13/01/19		100
SEYLAN BANK	SEYB/BD/15/07/21-C2356			100.00	10.35	2	15/07/16	15/07/21	13/01/19		100
SEYLAN BANK	SEYB/BD/22/12/20-C2277-8.6	30-03-2015	9.92	94.31	8.6	2	23/12/14	22/12/20	21/06/19		100
SENKADAGALA	SFCL/BD/09/11/19-C2369			100.00	11.49	2	10/11/16	09/11/19	08/05/19		100
SENKADAGALA	SFCL/BD/09/11/20-C2370			100.00	11.74	2	10/11/16	09/11/20	08/05/19		100
SENKADAGALA	SFCL/BD/09/11/20-C2368-13.75	23-11-2018	13.74	100.00	13.75	2	10/11/16	09/11/20	08/05/19		100
SENKADAGALA	SFCL/BD/09/11/19-C2372-13.25			100.00	13.25	2	10/11/16	09/11/19	08/05/19		100
SINGER FINANCE	SFIN/BD/06/04/20-C2347-12	02-09-2016	11.99	100.00	12	2	06/04/16	06/04/20	05/04/19		100
SINGER FINANCE	SFIN/BD/06/04/19-C2348-11.5	02-01-2017	11.54	99.88	11.5	2	06/04/16	06/04/19	05/04/19		100
SINGER FINANCE	SFIN/BD/17/06/20-C2307-9.95			100.00	9.95	1	17/06/15	17/06/20	28/12/19		100
SIYAPATHA FIN	SLFL/BD/20/09/19-C2358-13	13-11-2018	13.26	99.70	13	1	20/09/16	20/09/19	18/09/19		100
SIYAPATHA FIN	SLFL/BD/04/10/22-C2384-12.5			100.00	12.5	1	04/10/17	04/10/22	02/10/19		100
SIYAPATHA FIN	SLFL/BD/20/09/21-C2357-13.5	29-03-2017	13.43	100.00	13.5	1	20/09/16	20/09/21	18/09/19		100
SIYAPATHA FIN	SLFL/BD/24/12/19-C2281-8.9	02-07-2015	8.88	99.98	8.9	1	24/12/14	24/12/19	24/12/19		100
VALLIBEL FINANCE	VFIN/BC/20/02/19C15.5	11-12-2018	13.97	100.00	15.5	1	20/02/14	20/02/19	20/02/19	BB	100
VALLIBEL FINANCE	VFIN/BC/20/02/19B15	18-04-2017	15.01	100.00	15	2	20/02/14	20/02/19	20/02/19	BB	100
VALLIBEL FINANCE	VFIN/BC/20/02/19A14.75	16-10-2018	14.77	100.00	14.75	4	20/02/14	20/02/19	20/02/19	BB	100

நிசமீத டீனெ ஈனெமீத ஔ ஈனெலெனென்
தீனசரீ தனீயார்துறெக கடன்கனீன் அசெசலுகன்

Company Name	Code	Last Traded Date	Last Traded Yield	Last Traded Price	Coupon Rate	Coupon Frequency	Issued Date	Maturity Date	Next Coupon Due Date	Credit Rating (As at date of listing)	Par Value (Rs.)
ஈமெனெமீ னெ	ஈனெனெனெ	ஔலெஈன் னெனெனெ டீனெ	ஔலெஈன் னெனெனெலெ ஈனெனெனெ ஔ	ஔலெஈன் னெனெனெ ஔ	ஔலெஈன் னெனெனெ ஔ	ஔலெஈன் னெனெனெ ஔ	ஔலெஈன் னெனெனெ ஔ	ஔலெஈன் னெனெனெ ஔ	ஔலெஈன் னெனெனெ ஔ	ஔலெஈன் னெனெனெ ஔ	ஔலெஈன் னெனெனெ ஔ
கம்ஈனீ ஈெயர்	ஔறீயீடு	ஔறீயீடு	ஔறீயீடு	ஔறீயீடு	ஔறீயீடு	ஔறீயீடு	ஔறீயீடு	ஔறீயீடு	ஔறீயீடு	ஔறீயீடு	ஔறீயீடு

BANKS FINANCE AND INSURANCE

VALLIBEL FINANCE	VFIN/BD/31/03/20-C2298-10.25	20-07-2016	10.48	99.28	10.25	2	31/03/15	31/03/20	28/03/19		100
------------------	------------------------------	------------	-------	-------	-------	---	----------	----------	----------	--	-----

BEVERAGE FOOD AND TOBACCO

LION BREWERY	LION/BD/08/12/19-C2270			100.00	7.85	2	08/12/14	08/12/19	28/03/19		100
--------------	------------------------	--	--	--------	------	---	----------	----------	----------	--	-----

CONSTRUCTION AND ENGINEERING

ACCESS ENG SL	AEL/BD/18/11/21-C2326-10.45			100.00	10.45	2	18/11/15	18/11/21	16/05/19		100
ACCESS ENG SL	AEL/BD/18/11/22-C2327-10.72			100.00	10.72	2	18/11/15	18/11/22	16/05/19		100
ACCESS ENG SL	AEL/BD/18/11/20-C2324-10.25			100.00	10.25	2	18/11/15	18/11/20	16/05/19		100
ACCESS ENG SL	AEL/BD/17/11/23-C2325-10.95			100.00	10.95	2	18/11/15	17/11/23	16/05/19		100
MTD WALKERS	KAPI/BD/30/09/19-C2410-11.75	09-11-2018	11.68	100.03	11.75	2	01/10/18	30/09/19	30/03/19		100
MTD WALKERS	KAPI/BD/30/09/20-C2411-12.25			100.00	12.25	2	01/10/18	30/09/20	30/03/19		100

DIVERSIFIED HOLDINGS

DUNAMIS CAPITAL	CSEC/BC/05/08/19A12.5	21-12-2018	12.50	100.16	12.5	1	05/08/14	05/08/19	05/08/19	BBB	100
DUNAMIS CAPITAL	CSEC/BD/04/12/20-C2334			100.00	12	2	04/12/15	04/12/20	03/06/19		100
DUNAMIS CAPITAL	CSEC/BD/04/12/20-C2333-10.5	21-12-2018	12.50	96.63	10.5	2	04/12/15	04/12/20	03/06/19		100
HAYLEYS	HAYL/BD/31/07/23-C2407			100.00	12.44	2	31/07/18	31/07/23	30/01/19		100
HAYLEYS	HAYL/BD/06/03/19-C2296-7.6			100.00	7.6	2	06/03/15	06/03/19	05/03/19		100
HAYLEYS	HAYL/BD/31/07/23-C2406-12.5			100.00	12.5	2	31/07/18	31/07/23	30/01/19		100
HAYLEYS	HAYL/BD/31/05/19-C2349	16-11-2018	13.18	99.00	12.35	2	31/05/16	31/05/19	29/05/19		100
HAYLEYS	HAYL/BD/06/03/20-C2297-7.85			100.00	7.85	2	06/03/15	06/03/20	05/03/19		100
HEMAS HOLDINGS	HHL/BC/29/04/19A11	21-12-2018	12.48	99.50	11	2	29/04/14	29/04/19	28/03/19	A+	100
RICHARD PIERIS	RICH/BC/16/05/19C11.25	10-12-2018	14.98	98.50	11.25	2	16/05/14	16/05/19	28/03/19	AA-	100

HEALTH CARE

NAWALOKA	NHL/BC/30/09/22E14.4			100.00	14.4	4	30/09/13	30/09/22	28/03/19	A	100
NAWALOKA	NHL/BC/30/09/21D14.35			100.00	14.35	4	30/09/13	30/09/21	28/03/19	A	100
NAWALOKA	NHL/BC/30/09/19B14.15	16-11-2015	10.40	111.80	14.15	4	30/09/13	30/09/19	28/03/19	A	100
NAWALOKA	NHL/BC/30/09/23F14.45	19-12-2018	13.03	105.00	14.45	4	30/09/13	30/09/23	28/03/19	A	100

PLANTATIONS

KOTAGALA	KOTA/BC/26/05/19B14.5	11-12-2018	14.54	100.00	14.5	2	27/05/14	26/05/19	26/05/19	BBB-	100
KOTAGALA	KOTA/BC/26/05/21D15	11-12-2018	15.00	100.00	15	2	27/05/14	26/05/21	28/06/19	BBB-	100
KOTAGALA	KOTA/BC/26/05/20C14.75	17-12-2018	14.76	100.00	14.75	2	27/05/14	26/05/20	28/06/19	BBB-	100

TELECOMMUNICATIONS

SLT	SLTL/BD/19/04/28-C2400-12.75			100.00	12.75	1	19/04/18	19/04/28	18/04/19		100
SLT	SLTL/BD/19/04/28-C2403-12.75			100.00	12.75	2	19/04/18	19/04/28	17/04/19		100

TRADING

ABANS PLC	ABNS/BD/26/12/19-C2286-9	27-04-2018	14.25	92.48	9	2	26/12/14	26/12/19	24/06/19		100
SINGER SRI LANKA	SINS/BD/15/03/19-C2343			100.00	10.1	2	15/03/16	15/03/19	14/03/19		100
SINGER SRI LANKA	SINS/BD/15/03/19-C2344-10.5			100.00	10.5	2	15/03/16	15/03/19	14/03/19		100
SINGER SRI LANKA	SINS/BD/28/09/21-C2412-12			100.00	12	2	28/09/18	28/09/21	28/03/19		100

CORPORATE DEBT	TODAY	PRV.DAY
ஶாஶைக ஶய தனியார்துறைக் கடன்	ஶட டீன இன்று	ஶூல டீன முன்னைய தினம்
		02-01-2019
VALUE OF TURNOVER(Rs.) ஶீலஶுலே லஶைகல புரள்வின் பெறுமதி	0	1,000,000
VOLUME OF TURNOVER (No.) ஶீலஶுலே ஶுலாஶய புரள்வின் அளவு	0	10,000
TRADES (No.) தனுடேனு ஶஶிஶல வியாபாரம்	0	1

GOVT. SECURITIES	TODAY	PRV.DAY
ஶுஶ ஶுலஶுலேஶன் அரச பிணையங்கள்	ஶட டீன இன்று	ஶூல டீன முன்னைய தினம்
		09-07-2012
VALUE OF TURNOVER(Rs.) ஶீலஶுலே லஶைகல புரள்வின் பெறுமதி	0	3,000,086
VOLUME OF TURNOVER (No.) ஶீலஶுலே ஶுலாஶய புரள்வின் அளவு	0	3,325,200
TRADES (No.) தனுடேனு ஶஶிஶல வியாபாரம்	0	1

Price changes during the week 31-12-2018 to 04-01-2019

36

සතිය තුළ මිල වෙනස්වීම්

வாரத்துக்கான விலை அசைவுகள்

Company Name	Prv. Week's Close Price (Rs.)	Cur. Week's Close Price (Rs.)	Highest Price (Rs.)	Lowest Price (Rs.)	Change in Price During the week(Rs.)	Trade Volume (No.)	Share Volume (No.)	Turnover (Rs.)	52 Week Highest Price(Rs.)	52 Week Lowest Price(Rs.)
සමාගමේ නම	පෙර සතියේ සමාජන මිල	මේ සතියේ සමාජන මිල	ඉහළම මිල	පහළම මිල	සතිය තුළදී මිල වෙනස්වීම	ගනුදෙනු ප්‍රමාණය	කොටස් ප්‍රමාණය	පිරිවැටුම	සති 52 තුළ ඉහළම මිල	සති 52 තුළ අවම මිල
கம்பனி பெயர்	கடந்த வார நிறைவு விலை	இவ்வார நிறைவு விலை	உயர்ந்த விலை	குறைந்த விலை	வாரத்தின் விலை அசைவு	வியாபார அளவுகள்	அலகு அளவுகள்	புரள்வு	52வார உயர் விலை	52வார குறைந்த விலை

AUTOMOBILES & COMPONENTS

MAIN BOARD

KELANI TYRES	36.70	35.60	37.90	35.50	(1.10)	14	1,701	61,217.30	49.50	33.00
--------------	-------	-------	-------	-------	--------	----	-------	-----------	-------	-------

BANKS

MAIN BOARD

COMMERCIAL BANK	115.00	115.00	115.90	114.00	0.00	130	1,031,451	118,608,905.30	142.50	107.50
COMMERCIAL BANK	96.60	95.00	97.00	95.00	(1.60)	24	11,777	1,120,214.70	110.00	88.00
DFCC BANK PLC	93.30	92.00	94.70	91.30	(1.30)	55	7,860	731,265.70	124.70	87.00
HNB	214.10	208.00	214.90	205.00	(6.10)	161	502,510	103,159,878.80	257.50	200.00
HNB	168.10	167.00	168.50	165.50	(1.10)	44	14,521	2,429,212.00	200.00	150.00
NAT. DEV. BANK	105.00	105.20	107.20	105.00	0.20	73	90,774	9,599,466.50	141.40	98.00
NATIONS TRUST	90.00	90.00	90.30	85.60	0.00	45	50,499	4,542,292.50	93.00	77.00
PAN ASIA	14.50	14.80	14.90	14.20	0.30	40	37,277	546,420.70	17.60	13.00
SAMPATH	235.00	229.00	235.50	229.00	(6.00)	429	335,403	77,745,936.80	335.50	218.00
SANASA DEV. BANK	73.00	73.20	78.40	72.00	0.20	86	2,406	177,191.60	112.90	70.00
SEYLAN BANK	78.00	78.00	79.90	77.20	0.00	3	21	1,626.90	94.80	64.10
SEYLAN BANK	44.90	44.00	44.90	44.00	(0.90)	66	27,639	1,229,483.50	59.00	37.00
UNION BANK	11.10	11.10	11.40	11.00	0.00	76	105,740	1,167,035.20	15.80	10.70

DIRI SAVI BOARD

AMANA BANK	3.10	3.10	3.10	3.00	0.00	21	45,570	140,867.00	3.70	3.00
------------	------	------	------	------	------	----	--------	------------	------	------

CAPITAL GOODS

MAIN BOARD

ACCESS ENG SL	14.10	14.00	14.40	13.90	(0.10)	450	829,992	11,664,980.60	24.00	13.50
ACL	36.00	36.00	37.00	36.00	0.00	13	13,161	485,905.00	44.70	36.00
AITKEN SPENCE	46.10	46.30	47.80	46.00	0.20	12	585	27,313.50	56.50	42.50
ALUFAB	16.60	16.50	17.40	16.00	(0.10)	14	2,531	41,804.20	24.00	15.00
CENTRAL IND.	28.80	28.00	28.80	28.00	(0.80)	28	17,252	483,370.20	42.50	26.00
DOCKYARD	55.60	57.00	60.00	55.50	1.40	12	1,592	90,744.10	93.50	50.50
FORT LAND	15.40	15.20	15.70	14.70	(0.20)	15	2,866	43,245.20	22.80	14.10
HAYLEYS	185.00	187.00	193.00	184.00	2.00	40	9,124	1,689,698.00	240.00	175.00
HEMAS HOLDINGS	88.50	87.90	89.00	87.60	(0.60)	54	5,744,454	503,677,296.00	127.00	83.50
JKH	156.00	157.50	160.00	155.00	1.50	127	1,225,415	192,856,871.00	167.00	126.00
KELANI CABLES	75.80	71.10	75.90	71.00	(4.70)	13	900	64,178.50	100.00	68.00
LANKA ASHOK	820.00	820.00	800.00	750.00	0.00	23	123	93,582.10	1,240.00	750.00
LANKA TILES	75.00	73.30	76.60	73.00	(1.70)	8	561	41,217.30	113.80	73.00
LANKA WALLTILE	72.00	74.00	75.00	71.00	2.00	39	4,588	339,433.70	109.90	70.20
LAXAPANA	11.00	11.00	11.00	11.00	0.00	2	5,493	60,423.00	13.00	9.90
RENUKA HOLDINGS	16.90	16.90	17.00	16.00	0.00	14	62,483	1,008,552.70	24.90	14.00

Price changes during the week 31-12-2018 to 04-01-2019

37

සඳහා වූ මුදල වෙනස්වීම්

වාර්ෂිකව පවතින වටිනාකම අවස්ථාවන්

Company Name	Prv. Week's Close Price (Rs.)	Cur. Week's Close Price (Rs.)	Highest Price (Rs.)	Lowest Price (Rs.)	Change in Price During the week(Rs.)	Trade Volume (No.)	Share Volume (No.)	Turnover (Rs.)	52 Week Highest Price(Rs.)	52 Week Lowest Price(Rs.)
සමාගමේ නම	පෙර සතියේ සමාජන මිල	මේ සතියේ සමාජන මිල	ඉහළම මිල	පහළම මිල	සඳහා වූ මුදල වෙනස්වීම්	ගනුදෙනු ප්‍රමාණය	කොටස් ප්‍රමාණය	පිරිවැටුම	සති 52 තුළ ඉහළම මිල	සති 52 තුළ අවම මිල
කම්පනී பெயர்	கடந்த வார நிறைவு விலை	இவ்வார நிறைவு விலை	உயர்ந்த விலை	குறைந்த விலை	வாரத்தின் விலை அசைவு	வியாபார அளவுகள்	அலகு அளவுகள்	புரள்வு	52வார உயர் விலை	52வார குறைந்த விலை

CAPITAL GOODS

MAIN BOARD

RENUKA HOLDINGS	13.40	14.90	15.00	14.40	1.50	22	38,723	570,232.50	19.00	10.50
RICHARD PIERIS	10.30	10.50	10.50	10.30	0.20	39	35,573	371,448.50	13.80	9.90
ROYAL CERAMIC	74.60	75.50	75.50	74.80	0.90	3	216	16,296.80	122.00	72.30
SOFTLOGIC	21.40	20.10	21.50	20.00	(1.30)	196	1,918,497	40,974,817.30	26.20	12.30

DIRI SAVI BOARD

BROWNS	61.00	61.00	59.00	58.00	0.00	3	45	2,640.00	79.90	46.50
LANKEM CEYLON	28.10	25.00	30.10	24.10	(3.10)	6	507	12,753.50	50.50	24.00
SERENDIB ENG.GRP	6.30	6.30	6.80	6.20	0.00	73	62,987	405,503.80	10.00	5.10
VALLIBEL ONE	17.00	16.90	17.20	16.80	(0.10)	68	90,093	1,531,085.30	25.00	15.90

WATCH LIST

MTD WALKERS	11.10	11.00	11.20	10.90	(0.10)	74	77,480	852,615.10	25.50	6.90
SIERRA CABL	2.00	2.10	2.20	2.00	0.10	51	219,392	461,231.40	2.70	1.80

COMMERCIAL & PROFESSIONAL SERVICES

MAIN BOARD

GESTETNER	100.00	100.00	100.00	96.00	0.00	2	20	1,928.00	125.00	96.00
LAKE HOUSE PRIN.	162.90	140.00	159.00	140.00	(22.90)	6	233	32,965.90	172.00	107.50
PRINTCARE PLC	30.20	27.30	27.30	27.30	(2.90)	4	100	2,730.00	35.00	23.50

WATCH LIST

CEYLON PRINTERS	65.00	73.80	73.80	73.50	8.80	5	139	10,257.90	90.00	49.00
PARAGON	50.10	50.00	50.10	50.00	(0.10)	5	8,337	416,862.70	73.90	38.10

CONSUMER DURABLES & APPAREL

MAIN BOARD

ABANS	58.30	57.10	58.10	56.10	(1.20)	44	3,478	196,922.30	95.00	55.00
BLUE DIAMONDS	.60	.60	.60	.50	0.00	7	25,378	12,942.90	1.20	.50
BLUE DIAMONDS	.30	.30	.30	.20	0.00	26	47,597	14,003.30	.60	.20
DANKOTUWA PORCEL	6.20	6.30	6.50	6.10	0.10	45	45,808	285,817.30	8.40	5.90
HAYLEYS FABRIC	9.00	9.40	9.50	9.10	0.40	145	290,454	2,656,682.40	14.90	8.40
HAYLEYS FIBRE	74.50	78.00	78.50	72.50	3.50	126	36,437	2,793,876.90	82.00	60.00
KELSEY	30.40	33.50	34.00	30.90	3.10	6	357	11,956.60	47.90	24.00
REGNIS	70.10	72.30	75.00	72.00	2.20	16	2,378	175,322.60	123.00	65.10
TEEJAY LANKA	32.50	33.80	33.80	32.50	1.30	79	588,401	19,269,151.90	36.60	27.60

DIRI SAVI BOARD

AMBEON HOLDINGS	10.80	11.00	11.40	10.70	0.20	34	26,494	287,711.70	12.90	8.60
SINGER IND.	62.60	65.50	66.30	65.50	2.90	15	1,359	89,414.30	175.00	62.00

Price changes during the week 31-12-2018 to 04-01-2019

38

සරිය තුළ මිල වෙනස්වීම්

வாரத்துக்கான விலை அசைவுகள்

Company Name	Prv. Week's Close Price (Rs.)	Cur. Week's Close Price (Rs.)	Highest Price (Rs.)	Lowest Price (Rs.)	Change in Price During the week(Rs.)	Trade Volume (No.)	Share Volume (No.)	Turnover (Rs.)	52 Week Highest Price(Rs.)	52 Week Lowest Price(Rs.)
සමාගමේ නම	පෙර සතියේ සමාජික මිල	මේ සතියේ සමාජික මිල	ඉහළම මිල	පහළම මිල	සරිය තුළදී මිල වෙනස්වීම	ගනුදෙනු ප්‍රමාණය	කොටස් ප්‍රමාණය	පිරිවැටුම	සති 52 තුළ ඉහළම මිල	සති 52 තුළ අවම මිල
கம்பனி பெயர்	கடந்த வார நிறைவு விலை	இவ்வார நிறைவு விலை	உயர்ந்த விலை	குறைந்த விலை	வாரத்தின் விலை அசைவு	வியாபார அளவுகள்	அலகு அளவுகள்	புரள்வு	52வார உயர் விலை	52வார குறைந்த விலை

CONSUMER DURABLES & APPAREL

WATCH LIST

AMBEON CAPITAL	4.00	4.30	4.40	4.20	0.30	15	8,512	36,582.70	6.20	4.00
RADIANT GEMS	24.00	22.60	24.00	20.00	(1.40)	11	1,091	23,687.50	33.00	17.40

CONSUMER SERVICES

MAIN BOARD

A.SPEN.HOT.HOLD.	27.00	27.90	28.00	26.30	0.90	15	3,172	84,785.80	35.00	24.00
AHOT PROPERTIES	41.20	42.50	43.50	40.00	1.30	17	21,470	893,670.10	57.00	34.80
AMAYA LEISURE	38.00	40.00	40.00	37.50	2.00	9	1,063	41,957.10	56.00	36.20
CITRUS LEISURE	4.80	4.90	5.50	4.70	0.10	247	147,406	730,370.90	9.10	4.70
HOTEL SIGIRIYA	57.20	58.00	59.30	57.50	0.80	157	15,506	899,711.60	76.50	45.00
HOTELS CORP.	11.00	12.00	12.90	12.00	1.00	6	2,640	31,758.90	17.30	11.00
HUNAS FALLS	80.50	131.80	137.40	76.10	51.30	516	85,185	9,973,059.90	137.40	50.00
KANDY HOTELS	4.80	5.10	5.20	4.70	0.30	89	47,781	234,898.20	6.50	4.70
KEELLS HOTELS	7.70	7.70	7.90	7.70	0.00	35	28,741	222,137.20	10.10	7.40
KINGSBURY	14.50	14.20	15.20	14.10	(0.30)	15	5,760	81,789.40	19.60	12.90
RENUKA CITY HOT.	255.00	270.00	310.00	270.00	15.00	17	570	164,320.60	356.00	210.00
SIGIRIYA VILLAGE	40.30	40.00	40.20	40.00	(0.30)	5	1,182	47,292.70	49.90	37.00
TANGERINE	36.40	36.40	37.90	37.90	0.00	2	25	947.50	52.00	34.20

DIRI SAVI BOARD

BANSEI RESORTS	6.00	6.00	6.00	5.50	0.00	5	12	69.50	7.50	4.10
BERUWALA RESORTS	.70	.60	.70	.60	(0.10)	14	19,681	13,441.70	.90	.50
CITRUS HIKKADUWA	3.90	4.00	4.20	3.80	0.10	16	14,654	59,060.50	12.00	3.70
CITRUS WASKADUWA	2.50	2.80	2.80	2.60	0.30	6	1,696	4,626.30	3.90	2.30
EDEN HOTEL LANKA	13.80	13.00	13.50	13.00	(0.80)	6	816	10,858.50	18.60	10.00
FORTRESS RESORTS	9.10	9.60	9.60	9.00	0.50	9	21,103	192,528.60	12.30	8.60
GALADARI	6.80	6.90	7.00	6.90	0.10	51	27,528	190,640.90	9.70	6.40
JETWING SYMPHONY	12.00	12.00	12.00	11.70	0.00	4	245	2,910.00	16.00	.00
LIGHTHOUSE HOTEL	29.20	30.60	32.00	29.20	1.40	7	293	8,834.90	45.00	27.10
MAHAWELI REACH	12.90	13.00	14.00	13.00	0.10	11	5,175	67,370.30	19.80	12.60
MARAWILA RESORTS	1.80	1.80	1.90	1.70	0.00	37	199,468	360,048.40	2.70	1.70
NUWARA ELIYA	950.00	950.00	999.80	950.00	0.00	17	111	106,408.40	1,350.00	891.00
PALM GARDEN HOTEL	21.40	21.40	23.00	23.00	0.00	1	10	230.00	29.90	19.10
PEGASUS HOTELS	22.20	23.00	23.00	22.50	0.80	9	284	6,488.50	33.00	20.00
RAMBODA FALLS	17.50	18.40	19.00	18.10	0.90	8	986	18,130.10	22.20	15.90
RENUKA HOTELS	51.00	56.00	63.50	52.00	5.00	8	6,151	320,301.50	125.00	35.00
ROYAL PALMS	14.70	15.50	15.90	15.00	0.80	4	240	3,735.50	21.90	14.60

Price changes during the week 31-12-2018 to 04-01-2019

39

සතිය තුළ මිල වෙනස්වීම්

வாரத்துக்கான விலை அசைவுகள்

Company Name	Prv. Week's Close Price (Rs.)	Cur. Week's Close Price (Rs.)	Highest Price (Rs.)	Lowest Price (Rs.)	Change in Price During the week(Rs.)	Trade Volume (No.)	Share Volume (No.)	Turnover (Rs.)	52 Week Highest Price(Rs.)	52 Week Lowest Price(Rs.)
සමාගමේ නම	පෙර සතියේ සමාජිත මිල	මේ සතියේ සමාජිත මිල	ඉහළම මිල	පහළම මිල	සතිය තුළදී මිල වෙනස්වීම්	ගනුදෙනු ප්‍රමාණය	කොටස් ප්‍රමාණය	පිරිවැටුම	සති 52 තුළ ඉහළම මිල	සති 52 තුළ අවම මිල
கம்பனி பெயர்	கடந்த வார நிறைவு விலை	இவ்வார நிறைவு விலை	உயர்ந்த விலை	குறைந்த விலை	வாரத்தின் விலை அசைவு	வியாபார அளவுகள்	அலகு அளவுகள்	புரள்வு	52வார உயர் விலை	52வார குறைந்த விலை

CONSUMER SERVICES

DIRI SAVI BOARD

SERENDIB HOTELS	17.00	15.00	15.00	15.00	(2.00)	2	2,150	32,250.00	22.70	14.00
SERENDIB HOTELS	16.40	16.70	18.00	16.20	0.30	11	1,586	26,430.70	18.00	11.00
TAL LANKA	12.90	14.00	15.00	12.50	1.10	63	12,826	174,901.10	19.60	11.30
TRANS ASIA	85.00	87.80	88.40	83.30	2.80	6	222	19,500.40	97.00	70.20

WATCH LIST

ANILANA HOTELS	1.20	1.20	1.30	1.10	0.00	27	57,732	69,278.30	1.60	.90
BROWNS BEACH	12.50	12.30	12.90	12.10	(0.20)	17	287	3,541.70	17.40	12.00

DIVERSIFIED FINANCIALS

MAIN BOARD

ALLIANCE	57.60	59.00	59.00	57.20	1.40	26	6,374	367,221.10	74.00	56.50
ASIA ASSET	.90	.80	.90	.80	(0.10)	63	665,354	538,890.30	1.50	.80
CDB	83.00	82.60	83.90	82.00	(0.40)	14	5,300	437,168.20	94.00	63.30
CDB	70.00	72.10	72.70	70.00	2.10	3	655	47,200.00	82.50	56.00
CENTRAL FINANCE	90.00	88.20	90.00	87.00	(1.80)	26	4,201	371,005.70	110.00	87.00
CEYLON GUARDIAN	66.20	66.50	69.50	66.10	0.30	14	4,628	307,246.90	99.80	65.00
CEYLON INV.	37.20	38.00	39.00	37.00	0.80	24	15,764	604,181.20	49.00	33.00
DUNAMIS CAPITAL	39.90	38.10	40.00	38.00	(1.80)	81	19,402	751,861.50	45.00	17.00
FIRST CAPITAL	29.00	30.30	30.50	28.80	1.30	40	33,862	1,004,619.80	37.40	24.50
L O L C HOLDINGS	89.90	89.00	90.00	88.60	(0.90)	9	955	85,261.20	138.00	82.40
LB FINANCE	123.00	123.40	124.90	121.00	0.40	10	2,681	330,849.40	132.00	110.00
NATION LANKA	.60	.70	.70	.60	0.10	55	81,122	53,873.50	1.40	.60
PEOPLES LEASING	16.30	15.90	16.50	15.50	(0.40)	124	333,967	5,269,340.40	17.30	13.90
S M B LEASING	.50	.40	.50	.40	(0.10)	36	5,639,621	2,818,750.30	.80	.40
S M B LEASING	.30	.30	.30	.20	0.00	21	553,679	110,798.20	.30	.20
SINGER FINANCE	13.90	13.50	14.00	13.50	(0.40)	48	36,430	497,559.30	17.00	12.50
VALLIBEL FINANCE	68.70	69.00	69.00	68.70	0.30	9	1,326	91,325.50	75.90	60.00

DIRI SAVI BOARD

AMF CO LTD	400.00	400.00	497.00	497.00	0.00	1	1	497.00	500.00	350.00
ASIA SIYAKA	2.00	2.10	2.10	2.00	0.10	48	227,813	456,196.90	2.80	1.90
BIMPUTH FINANCE	30.50	29.10	31.00	29.10	(1.40)	15	38,774	1,181,835.50	49.00	26.50
CIT	58.60	60.00	60.00	60.00	1.40	1	137	8,220.00	89.90	56.00
COM.CREDIT	29.90	28.20	28.60	28.10	(1.70)	24	20,505	584,065.70	45.10	.00
DIALOG FINANCE	44.50	43.70	44.30	40.20	(0.80)	10	2,136	92,219.90	78.70	22.00
GUARDIAN CAPITAL	22.90	24.00	25.00	22.00	1.10	15	3,300	77,681.40	35.00	19.50
MULTI FINANCE	13.90	14.40	14.40	11.30	0.50	9	9,648	138,868.10	16.90	9.20
ORIENT FINANCE	15.50	15.10	15.90	15.00	(0.40)	72	42,257	657,573.10	21.70	10.50

Price changes during the week 31-12-2018 to 04-01-2019

40

සඟිය තුළ මිල වෙනස්වීම්

வாரத்துக்கான விலை அசைவுகள்

Company Name	Prv. Week's Close Price (Rs.)	Cur. Week's Close Price (Rs.)	Highest Price (Rs.)	Lowest Price (Rs.)	Change in Price During the week(Rs.)	Trade Volume (No.)	Share Volume (No.)	Turnover (Rs.)	52 Week Highest Price(Rs.)	52 Week Lowest Price(Rs.)
සමාගමේ නම	පෙර සතියේ සමාජන මිල	මේ සතියේ සමාජන මිල	ඉහළම මිල	පහළම මිල	සඟිය තුළදී මිල වෙනස්වීම්	ගනුදෙනු ප්‍රමාණය	කොටස් ප්‍රමාණය	පිරිවැටුම	සති 52 තුළ ඉහළම මිල	සති 52 තුළ අවම මිල
கம்பனி பெயர்	கடந்த வார நிறைவு விலை	இவ்வார நிறைவு விலை	உயர்ந்த விலை	குறைந்த விலை	வாரத்தின் விலை அசைவு	வியாபார அளவுகள்	அலகு அளவுகள்	புரள்வு	52வார உயர் விலை	52வார குறைந்த விலை

DIVERSIFIED FINANCIALS

DIRI SAVI BOARD

PRIME FINANCE	18.10	18.30	18.50	18.30	0.20	5	1,000	18,306.50	24.30	14.40
RENUKA CAPITAL	3.90	3.90	4.00	3.70	0.00	69	111,940	428,902.00	5.00	3.70
SOFTLOGIC CAP	6.10	6.30	6.50	6.10	0.20	133	602,101	3,812,947.40	6.50	4.30
SOFTLOGIC FIN	27.60	26.60	27.50	25.50	(1.00)	27	2,628	68,101.70	40.00	22.90

WATCH LIST

ABANS FINANCIAL	17.90	17.50	18.60	17.50	(0.40)	10	1,443	25,253.60	25.50	16.20
ASIA CAPITAL	6.30	6.40	6.90	6.00	0.10	24	12,896	79,385.70	10.40	5.90
COMM LEASE & FIN	2.60	3.00	3.00	2.50	0.40	37	314,992	919,194.70	3.10	1.90
LOLC DEV FINANCE	39.40	39.40	39.00	36.10	0.00	3	15	570.50	84.00	24.80
LOLC FINANCE	3.50	3.70	4.00	3.40	0.20	140	1,893,318	7,007,621.00	4.20	3.00
MERCHANT BANK	9.00	9.80	10.90	9.10	0.80	805	1,680,244	16,936,985.50	14.70	7.40
PEOPLE'S MERCH	11.00	11.00	12.00	10.90	0.00	23	4,782	53,906.10	14.00	8.20
SINHAPUTHRA FIN	8.80	8.20	8.80	8.10	(0.60)	17	36,814	305,445.30	12.80	7.50
THE FINANCE CO.	2.10	2.10	2.20	2.00	0.00	25	7,119	14,759.90	5.70	2.00
THE FINANCE CO.	1.10	1.10	1.20	1.00	0.00	24	145,861	155,704.80	2.60	.90
TRADE FINANCE	60.90	56.00	58.00	55.40	(4.90)	5	5,310	297,954.00	75.00	42.00

ENERGY

MAIN BOARD

LANKA IOC	24.20	23.60	25.00	23.50	(0.60)	217	335,809	8,081,153.60	37.00	23.50
LAUGFS GAS	18.70	18.00	18.80	17.80	(0.70)	67	8,254	149,750.20	39.80	14.60
LAUGFS GAS	15.00	14.90	15.40	14.70	(0.10)	31	15,480	232,500.00	31.00	12.10

FOOD & STAPLES RETAILING

MAIN BOARD

CARGILLS	200.00	200.00	200.00	200.00	0.00	1	1	200.00	210.00	180.00
----------	--------	--------	--------	--------	------	---	---	--------	--------	--------

DIRI SAVI BOARD

TESS AGRO	.50	.40	.60	.40	(0.10)	123	344,301	151,089.80	1.20	.40
TESS AGRO	.50	.50	.50	.40	0.00	5	311	145.50	1.20	.40

FOOD, BEVERAGE & TOBACCO

MAIN BOARD

AGALAWATTE	14.50	14.30	14.50	12.50	(0.20)	10	1,122	14,721.00	22.80	12.50
BAIRAHA FARMS	128.00	129.40	130.00	124.10	1.40	227	79,210	10,179,817.00	152.00	115.00
BALANGODA	12.90	12.70	12.90	11.40	(0.20)	21	9,000	107,036.40	32.30	11.30
BUKIT DARAH	205.10	205.10	224.00	201.00	0.00	18	109	23,111.80	274.90	199.00
CARSONS	170.20	172.00	172.00	172.00	1.80	3	202	34,744.00	240.00	156.00
CEYLON TOBACCO	1,401.60	1,460.00	1,499.00	1,400.00	58.40	17	1,249	1,777,362.40	1,500.00	.00

Price changes during the week 31-12-2018 to 04-01-2019

41

සතිය තුළ මිල වෙනස්වීම්

வாரத்துக்கான விலை அசைவுகள்

Company Name	Prv. Week's Close Price (Rs.)	Cur. Week's Close Price (Rs.)	Highest Price (Rs.)	Lowest Price (Rs.)	Change in Price During the week(Rs.)	Trade Volume (No.)	Share Volume (No.)	Turnover (Rs.)	52 Week Highest Price(Rs.)	52 Week Lowest Price(Rs.)
සමාගමේ නම	පෙර සතියේ සමාජන මිල	මේ සතියේ සමාජන මිල	ඉහළම මිල	පහළම මිල	සතිය තුළදී මිල වෙනස්වීම	ගනුදෙනු ප්‍රමාණය	කොටස් ප්‍රමාණය	පිරිවැටුම	සති 52 තුළ ඉහළම මිල	සති 52 තුළ අවම මිල
கம்பனி பெயர்	கடந்த வார நிறைவு விலை	இவ்வார நிறைவு விலை	உயர்ந்த விலை	குறைந்த விலை	வாரத்தின் விலை அசைவு	வியாபார அளவுகள்	அலகு அளவுகள்	புரள்வு	52வார உயர் விலை	52வார குறைந்த விலை

FOOD, BEVERAGE & TOBACCO

MAIN BOARD

COLD STORES	720.00	729.80	750.00	713.00	9.80	12	586	425,844.10	1,000.00	700.00
CONVENIENCE FOOD	450.00	450.00	473.00	473.00	0.00	1	5	2,365.00	570.00	327.00
GRAIN ELEVATORS	59.50	60.90	61.50	58.20	1.40	195	138,304	8,355,183.40	76.00	54.50
HORANA	15.00	15.00	15.00	15.00	0.00	2	16	240.00	28.90	13.80
KAHAWATTE	39.50	39.90	40.00	36.00	0.40	12	535	20,850.40	44.00	30.40
KEGALLE	56.10	55.00	59.00	55.00	(1.10)	14	2,135	117,452.00	78.00	50.00
KELANI VALLEY	80.20	99.70	99.90	80.20	19.50	2	100	9,970.30	100.00	60.50
KOTAGALA	6.70	6.80	7.10	6.50	0.10	52	30,040	203,348.70	12.50	6.50
LANKEM DEV.	4.00	4.00	4.20	3.90	0.00	129	240,812	964,045.60	8.80	3.90
LION BREWERY	565.00	597.30	600.00	569.90	32.30	16	841	482,469.00	679.00	.00
LMF	130.00	130.00	140.00	130.00	0.00	2	12	1,640.00	195.00	129.90
MALWATTE	7.80	7.90	8.00	7.20	0.10	18	8,010	61,609.10	11.80	5.40
MALWATTE	4.30	4.10	4.20	4.00	(0.20)	38	120,400	491,580.00	10.70	4.00
MELSTACORP	49.00	47.60	50.30	47.50	(1.40)	68	113,980	5,622,075.20	71.50	.00
NAMUNUKULA	61.20	61.00	63.90	61.00	(0.20)	18	2,042	127,300.10	114.90	55.50
NESTLE	1,690.40	1,700.00	1,749.20	1,680.00	9.60	22	1,536	2,611,290.40	1,899.00	1,600.00
RENUKA AGRI	2.10	2.10	2.20	2.00	0.00	80	399,254	833,833.10	2.60	1.80
RENUKA FOODS	13.00	13.60	14.50	13.00	0.60	24	15,102	210,637.90	20.00	10.50
RENUKA FOODS	10.50	10.90	12.30	10.40	0.40	95	39,774	454,588.20	17.00	8.00
SUNSHINE HOLDING	53.80	53.80	52.90	50.00	0.00	3	25	1,264.50	60.00	45.10
TALAWAKELLE	49.20	49.00	51.30	49.00	(0.20)	7	2,112	103,831.40	61.00	42.50
TEA SMALLHOLDER	26.00	26.00	27.50	27.50	0.00	4	45	1,237.50	40.00	21.00
THREE ACRE FARMS	101.00	109.10	120.00	100.20	8.10	111	23,144	2,517,872.30	120.00	.00
WATAWALA	19.20	19.20	19.90	19.10	0.00	22	7,086	135,956.80	31.70	19.00

DIRI SAVI BOARD

BOGAWANTALAWA	9.40	9.90	10.10	9.20	0.50	51	22,516	217,659.50	18.60	8.60
BROWNS CAPITAL	3.40	3.50	3.60	3.40	0.10	124	180,996	625,383.90	4.80	2.90
BROWNS INVSTMNTS	1.80	1.90	1.90	1.80	0.10	101	288,809	521,013.40	3.40	1.80
CEYLON BEVERAGE	731.00	731.00	731.00	731.00	0.00	1	3,000	2,193,000.00	869.90	600.00
DILMAH CEYLON	619.80	619.80	619.00	550.00	0.00	6	11	6,531.20	630.00	530.00
ELPITIYA	19.80	19.60	19.80	18.20	(0.20)	19	4,823	89,967.20	30.70	18.00
HAPUGASTENNE	16.00	15.70	17.00	13.80	(0.30)	36	2,552	39,441.50	30.80	13.50
HARISCHANDRA	1,499.50	1,252.30	1,452.00	1,200.00	(247.20)	25	417	511,922.50	1,599.00	1,057.10
HATTON	6.60	6.80	7.00	6.80	0.20	28	5,194	35,765.50	10.70	6.50
KEELLS FOOD	134.00	140.40	149.90	134.00	6.40	8	204	28,681.90	149.90	121.00
MASKELIYA	10.20	9.80	10.20	9.70	(0.40)	18	7,821	78,717.90	24.00	8.30

Price changes during the week 31-12-2018 to 04-01-2019

42

සඟිය තුළ මිල වෙනස්වීම්

வாரத்துக்கான விலை அசைவுகள்

Company Name	Prv. Week's Close Price (Rs.)	Cur. Week's Close Price (Rs.)	Highest Price (Rs.)	Lowest Price (Rs.)	Change in Price During the week(Rs.)	Trade Volume (No.)	Share Volume (No.)	Turnover (Rs.)	52 Week Highest Price(Rs.)	52 Week Lowest Price(Rs.)
සමාගමේ නම	පෙර සතියේ සමාජන මිල	මේ සතියේ සමාජන මිල	ඉහළම මිල	පහළම මිල	සඟිය තුළදී මිල වෙනස්වීම්	ගනුදෙනු ප්‍රමාණය	කොටස් ප්‍රමාණය	පිරිවැටුම	සති 52 තුළ ඉහළම මිල	සති 52 තුළ අවම මිල
கம்பனி பெயர்	கடந்த வார நிறைவு விலை	இவ்வார நிறைவு விலை	உயர்ந்த விலை	குறைந்த விலை	வாரத்தின் விலை அசைவு	வியாபார அளவுகள்	அலகு அளவுகள்	புரள்வு	52வார உயர் விலை	52வார குறைந்த விலை

FOOD, BEVERAGE & TOBACCO

DIRI SAVI BOARD

RAIGAM SALTERNS	2.00	2.10	2.10	2.00	0.10	63	367,022	749,778.60	2.50	1.80
UDAPUSSELLAWA	30.00	30.00	29.80	29.80	0.00	1	2	59.60	46.70	24.00

WATCH LIST

DISTILLERIES	16.30	16.50	16.50	16.10	0.20	44	733,452	11,809,263.70	35.00	15.80
GOOD HOPE	902.60	902.60	996.90	811.00	0.00	14	33	28,962.50	1,387.00	712.00
HVA FOODS	4.20	4.40	4.40	4.20	0.20	19	30,212	130,427.20	7.50	4.10
INDO MALAY	1,300.00	1,300.00	1,620.00	1,600.00	0.00	3	3	4,820.00	1,620.00	980.10
KOTMALE HOLDINGS	165.30	165.30	169.90	162.20	0.00	7	64	10,500.40	225.00	150.00
MADULSIMA	6.50	6.20	6.40	5.80	(0.30)	32	16,447	97,964.60	14.20	5.70
SELINSING	711.40	711.40	719.00	719.00	0.00	1	1	719.00	849.70	550.00
SHALIMAR	1,497.60	1,497.60	1,749.00	1,748.00	0.00	2	2	3,497.00	2,150.00	1,125.00

HEALTH CARE EQUIPMENT & SERVICES

MAIN BOARD

ASIRI	22.10	22.10	23.00	22.00	0.00	25	13,002	286,785.70	27.60	21.50
ASIRI SURG	9.60	9.80	9.90	9.80	0.20	12	2,398	23,700.40	11.60	9.20
DURDANS	71.10	72.00	72.00	68.50	0.90	13	2,145	154,377.10	87.00	68.50
DURDANS	69.00	66.10	70.00	65.00	(2.90)	7	6,501	430,229.90	76.00	54.20
MULLERS	.70	.70	.70	.60	0.00	26	90,236	55,614.90	1.20	.50
NAWALOKA	4.70	4.40	4.50	4.10	(0.30)	32	20,151	86,467.30	4.80	4.10

DIRI SAVI BOARD

E - CHANNELLING	4.30	4.30	4.40	4.30	0.00	8	1,955	8,452.50	7.00	4.00
-----------------	------	------	------	------	------	---	-------	----------	------	------

WATCH LIST

LANKA HOSPITALS	42.60	41.90	42.30	39.80	(0.70)	16	2,255	92,881.90	64.00	39.00
SINGHE HOSPITALS	1.40	1.40	1.40	1.40	0.00	9	8,000	11,200.00	1.90	1.10

HOUSEHOLD & PERSONAL PRODUCTS

DIRI SAVI BOARD

BPPL HOLDINGS	12.50	11.60	12.00	11.50	(0.90)	60	63,654	738,697.10	14.20	11.30
---------------	-------	-------	-------	-------	--------	----	--------	------------	-------	-------

INSURANCE

MAIN BOARD

A I A INSURANCE	1,667.60	1,753.10	1,788.00	1,699.90	85.50	75	743	1,295,690.20	1,990.00	320.00
CEYLINCO INS.	1,990.00	1,990.00	1,850.00	1,850.00	0.00	1	9	16,650.00	2,100.00	.00
CEYLINCO INS.	950.00	950.00	960.00	950.00	0.00	15	401	380,960.00	1,078.80	825.00
HNB ASSURANCE	133.30	131.90	134.00	130.00	(1.40)	53	9,250	1,219,580.70	135.00	72.60
JANASHAKTHI INS.	29.60	30.60	31.50	29.50	1.00	727	2,039,752	61,942,118.20	33.50	15.70

Price changes during the week 31-12-2018 to 04-01-2019

43

සතිය තුළ මිල වෙනස්වීම්

வாரத்துக்கான விலை அசைவுகள்

Company Name	Prv. Week's Close Price (Rs.)	Cur. Week's Close Price (Rs.)	Highest Price (Rs.)	Lowest Price (Rs.)	Change in Price During the week(Rs.)	Trade Volume (No.)	Share Volume (No.)	Turnover (Rs.)	52 Week Highest Price(Rs.)	52 Week Lowest Price(Rs.)
සමාගමේ නම	පෙර සතියේ සමාජන මිල	මේ සතියේ සමාජන මිල	ඉහළම මිල	පහළම මිල	සතිය තුළදී මිල වෙනස්වීම	ගනුදෙනු ප්‍රමාණය	කොටස් ප්‍රමාණය	පිරිවැටුම	සති 52 තුළ ඉහළම මිල	සති 52 තුළ අවම මිල
கம்பனி பெயர்	கடந்த வார நிறைவு விலை	இவ்வார நிறைவு விலை	உயர்ந்த விலை	குறைந்த விலை	வாரத்தின் விலை அசைவு	வியாபார அளவுகள்	அலகு அளவுகள்	புரள்வு	52வார உயர் விலை	52வார குறைந்த விலை

INSURANCE

MAIN BOARD

PEOPLE'S INS	18.90	19.40	20.50	19.10	0.50	180	373,745	7,468,660.80	24.00	18.70
--------------	-------	-------	-------	-------	------	-----	---------	--------------	-------	-------

DIRI SAVI BOARD

AMANA LIFE	10.70	10.90	11.90	10.00	0.20	34	12,871	131,948.50	13.50	1.10
AMANA TAKAFUL	6.40	6.50	6.90	6.20	0.10	28	79,912	519,529.80	9.40	.60
ARPICO INSURANCE	18.00	19.10	19.60	18.00	1.10	94	92,054	1,744,616.60	20.00	15.50
Softlogic Life	42.40	44.50	47.40	42.40	2.10	1,048	531,205	24,057,223.30	47.40	20.50
UNION ASSURANCE	346.10	345.00	350.00	343.00	(1.10)	96	8,076	2,801,665.60	364.00	134.00

MATERIALS

MAIN BOARD

ACL PLASTICS	74.00	74.10	79.90	74.00	0.10	14	820	61,407.30	133.70	67.00
ACME	4.20	4.20	4.40	4.10	0.00	16	28,964	120,389.50	7.20	4.00
CHEMANEX	50.00	49.50	51.90	48.20	(0.50)	4	161	7,976.60	70.00	40.00
CHEVRON	72.00	74.40	74.80	72.50	2.40	159	50,919	3,754,518.70	122.00	64.80
CIC	40.50	42.00	44.90	39.50	1.50	18	2,761	112,523.20	66.00	38.00
CIC	30.00	30.00	30.00	30.00	0.00	9	8,612	258,360.00	52.00	28.00
DIPPED PRODUCTS	85.00	85.00	88.00	85.00	0.00	20	9,053	769,510.00	100.00	66.20
HAYCARB	130.00	130.00	133.00	130.00	0.00	5	2,076	269,883.00	148.90	119.10
LANKA ALUMINIUM	62.00	65.90	66.00	64.40	3.90	10	304	20,032.00	74.60	53.00
PIRAMAL GLASS	3.60	3.70	3.80	3.60	0.10	53	197,696	734,814.80	6.20	3.60
SAMSON INTERNAT.	100.00	100.00	99.00	94.40	0.00	3	25	2,384.90	118.70	73.10
SWISSTEK	41.00	38.50	40.80	38.00	(2.50)	23	9,226	363,176.40	68.70	36.00
TOKYO CEMENT	24.90	25.20	25.50	24.80	0.30	101	107,753	2,698,776.40	69.90	22.00
TOKYO CEMENT	22.90	22.30	23.50	21.00	(0.60)	135	75,658	1,651,570.40	62.00	20.00

DIRI SAVI BOARD

AGSTAR PLC	3.80	4.70	4.70	3.80	0.90	75	81,348	362,736.70	5.40	3.20
ALUMEX PLC	13.40	13.50	14.00	13.40	0.10	42	35,822	483,457.30	19.00	12.70
BOGALA GRAPHITE	13.30	13.30	12.90	12.80	0.00	2	12	154.00	15.70	12.00
RICH PIERIS EXP	215.00	216.10	217.00	213.00	1.10	97	22,119	4,748,969.80	228.00	160.00

WATCH LIST

INDUSTRIAL ASPH.	375.00	375.00	308.00	308.00	0.00	1	10	3,080.00	410.00	273.90
------------------	--------	--------	--------	--------	------	---	----	----------	--------	--------

PHARMACEUTICALS, BIOTECHNOLOGY & LI

WATCH LIST

MORISONS	720.90	720.90	720.00	720.00	0.00	2	6	4,320.00	760.00	500.00
MORISONS	532.90	532.90	585.00	532.00	0.00	11	79	44,625.00	664.00	360.70

Price changes during the week 31-12-2018 to 04-01-2019

44

සතිය තුළ මිල වෙනස්වීම්

வாரத்துக்கான விலை அசைவுகள்

Company Name	Prv. Week's Close Price (Rs.)	Cur. Week's Close Price (Rs.)	Highest Price (Rs.)	Lowest Price (Rs.)	Change in Price During the week(Rs.)	Trade Volume (No.)	Share Volume (No.)	Turnover (Rs.)	52 Week Highest Price(Rs.)	52 Week Lowest Price(Rs.)
සමාගමේ නම	පෙර සතියේ සමාජන මිල	මේ සතියේ සමාජන මිල	ඉහළම මිල	පහළම මිල	සතිය තුළදී මිල වෙනස්වීම	ගනුදෙනු ප්‍රමාණය	කොටස් ප්‍රමාණය	පිරිවැටුම	සති 52 තුළ ඉහළම මිල	සති 52 තුළ අවම මිල
கம்பனி பெயர்	கடந்த வார நிறைவு விலை	இவ்வார நிறைவு விலை	உயர்ந்த விலை	குறைந்த விலை	வாரத்தின் விலை அசைவு	வியாபார அளவுகள்	அலகு அளவுகள்	புரள்வு	52வார உயர் விலை	52வார குறைந்த விலை

REAL ESTATE

MAIN BOARD

CARGO BOAT	75.10	74.90	77.80	72.00	(0.20)	19	2,945	224,255.80	90.90	63.50
COLOMBO CITY	730.00	730.00	749.80	700.00	0.00	11	140	98,288.60	999.00	611.00
COLOMBO LAND	15.00	14.50	15.00	14.50	(0.50)	43	22,551	330,105.40	23.00	14.20
LANKA REALTY	20.60	21.60	21.60	20.00	1.00	3	2,005	43,300.00	40.00	18.00
LEE HEDGES	68.70	68.70	67.90	67.90	0.00	1	1	67.90	98.00	56.70
ON'ALLY	100.10	100.00	100.00	100.00	(0.10)	3	267	26,700.00	118.80	.00
OVERSEAS REALTY	16.50	16.50	16.50	16.00	0.00	23	28,627	470,054.60	18.80	15.30
R I L PROPERTY	6.60	6.60	6.90	6.60	0.00	48	87,556	583,240.70	7.90	6.60
SEYLAN DEVTS	10.90	11.60	11.70	10.30	0.70	38	29,002	326,203.70	14.90	10.00
YORK ARCADE	85.00	82.00	82.00	82.00	(3.00)	3	193	15,826.00	143.90	13.00

DIRI SAVI BOARD

C T LAND	28.10	29.20	29.20	28.10	1.10	22	7,920	224,208.00	63.90	26.20
EQUITY TWO PLC	53.90	54.90	55.90	54.00	1.00	6	303	16,625.90	77.80	42.00
MILLENNIUM HOUSE	8.90	8.30	8.90	7.80	(0.60)	30	19,629	159,006.20	13.00	7.20

WATCH LIST

CITY HOUSING	4.80	4.80	4.90	4.60	0.00	20	9,211	43,057.50	7.00	4.00
EAST WEST	13.20	13.70	13.90	13.00	0.50	105	109,905	1,487,693.10	24.90	9.50
PDL	119.20	115.90	133.00	115.70	(3.30)	10	254	29,649.50	133.00	76.10

RETAILING

MAIN BOARD

AUTODROME	77.80	80.00	80.00	75.10	2.20	6	697	55,692.60	105.00	65.00
C M HOLDINGS	48.00	45.00	49.60	44.70	(3.00)	8	690	31,792.00	74.00	42.00
DIMO	343.50	349.00	359.90	336.50	5.50	14	1,006	350,861.00	500.00	325.40
EASTERN MERCHANT	4.40	4.50	4.50	4.10	0.10	11	1,102	4,826.60	6.40	3.90
SINGER SRI LANKA	30.00	30.00	30.20	29.00	0.00	12	838	24,770.80	45.00	28.00
UNITED MOTORS	78.00	75.00	76.00	75.00	(3.00)	4	1,303	97,785.00	87.40	70.10

DIRI SAVI BOARD

C.W.MACKIE	44.00	43.60	44.20	43.60	(0.40)	23	2,336	102,621.70	52.40	40.00
CEYLON TEA BRKRS	2.90	2.90	3.00	2.80	0.00	36	193,621	561,421.30	4.60	2.70
JOHN KEELLS	52.50	50.90	52.00	49.00	(1.60)	13	338	17,417.00	70.00	48.00
SATHOSA MOTORS	534.50	534.50	500.00	465.00	0.00	9	46	21,860.40	550.00	300.00

WATCH LIST

ODEL PLC	25.00	29.50	30.00	25.50	4.50	15	1,938	54,040.00	32.50	21.20
----------	-------	-------	-------	-------	------	----	-------	-----------	-------	-------

Price changes during the week 31-12-2018 to 04-01-2019

45

සඟිය තුළ මිල වෙනස්වීම්

வாரத்துக்கான விலை அசைவுகள்

Company Name	Prv. Week's Close Price (Rs.)	Cur. Week's Close Price (Rs.)	Highest Price (Rs.)	Lowest Price (Rs.)	Change in Price During the week(Rs.)	Trade Volume (No.)	Share Volume (No.)	Turnover (Rs.)	52 Week Highest Price(Rs.)	52 Week Lowest Price(Rs.)
සමාගමේ නම	පෙර සතියේ සමාජන මිල	මේ සතියේ සමාජන මිල	ඉහළම මිල	පහළම මිල	සඟිය තුළදී මිල වෙනස්වීම	ගනුදෙනු ප්‍රමාණය	කොටස් ප්‍රමාණය	පිරිවැටුම	සති 52 තුළ ඉහළම මිල	සති 52 තුළ අවම මිල
கம்பனி பெயர்	கடந்த வார நிறைவு விலை	இவ்வார நிறைவு விலை	உயர்ந்த விலை	குறைந்த விலை	வாரத்தின் விலை அசைவு	வியாபார அளவுகள்	அலகு அளவுகள்	புரள்வு	52வார உயர் விலை	52வார குறைந்த விலை

TELECOMMUNICATION SERVICES

MAIN BOARD

DIALOG	10.10	10.10	10.30	9.90	0.00	318	1,088,569	10,912,214.10	14.80	9.90
SLT	23.00	25.00	27.50	22.50	2.00	151	48,132	1,177,008.00	30.00	18.90

TRANSPORTATION

MAIN BOARD

EXPOLANKA	4.10	4.10	4.20	4.00	0.00	88	720,198	2,920,104.00	5.60	3.80
-----------	------	------	------	------	------	----	---------	--------------	------	------

WATCH LIST

MERC. SHIPPING	69.70	69.70	69.00	69.00	0.00	1	29	2,001.00	90.00	55.00
----------------	-------	-------	-------	-------	------	---	----	----------	-------	-------

UTILITIES

MAIN BOARD

LVL ENERGY	8.10	8.20	8.50	8.20	0.10	46	28,703	241,724.40	10.50	7.30
PANASIAN POWER	3.00	3.00	3.10	3.00	0.00	39	162,498	490,513.90	3.50	2.60
RESUS ENERGY	22.30	21.10	24.00	20.90	(1.20)	11	109,981	2,321,699.40	25.00	18.20
VALLIBEL	6.40	6.50	6.60	6.40	0.10	59	113,637	731,602.40	7.80	6.30
VIDULLANKA	4.60	4.60	4.70	4.60	0.00	4	5,128	23,591.60	5.40	4.10

WATCH LIST

LOTUS HYDRO	4.60	4.50	4.70	4.40	(0.10)	8	8,860	39,937.60	6.00	4.20
-------------	------	------	------	------	--------	---	-------	-----------	------	------

GICS Industry Group Statistics

GICS කර්මාන්ත සමූහයන්හි සංඛ්‍යා දත්ත

GICS துறைத் தொகுதி புள்ளிவிபரங்கள்

Industry Group	Market capitalization	Turnover පිරිවැටුම	Trades (No.)	PER	PBV	DY	Companies Traded	Companies Listed	
කර්මාන්ත සමූහය	වෙළෙඳපොළ ප්‍රාග්ධනීකරණය	පුරුණු Value(Rs.) වටිනාකම	ගනුදෙනු Volume(No.) ප්‍රමාණය	මිල ලපසුම් අනුපාතය	මිල පොත් අගයෙහි අනුපාතයක් ලෙස	ලාභාංශ විලදාව	ගනුදෙනු වූ සමාගම්	ලැයිස්තුගත සමාගම්	
துறைத் தொகுதி	சந்தை முதலாக்கம்	பெறுமதி	அளவு	வியாபாரம்	விலை உழைப்பு வீகீதம்	விலை புத்தகப் பெறுமதி	பங்குலாப விளைவு	வியாபாரம் நிறைவுற்ற கம்பனிகள்	பட்டியல் படுத்தப்பட்ட கம்பனிகள்
AUTOMOBILES & COMPONENTS	2,862,240,000.00	61,217.30	1,701.00	14	4.75	.59	7.02	1	1
BANKS	404,949,184,782.50	321,199,797.20	2,263,448.00	1,253	5.96	.81	2.6	11	16
CAPITAL GOODS	435,852,534,538.80	757,867,239.30	10,364,633.00	1,399	10.97	.84	3.72	25	31
COMMERCIAL & PROFESSIONAL SERVICES	3,122,247,114.00	464,744.50	8,829.00	22	N/A	.88	.12	5	5
CONSUMER DURABLES & APPAREL	39,355,384,133.80	25,854,072.40	1,077,744.00	569	26.02	1.05	1.86	12	14
CONSUMER SERVICES	125,186,849,001.30	15,098,285.70	733,757.00	1,469	67.08	1.64	.98	35	39
DIVERSIFIED FINANCIALS	242,395,526,498.20	47,027,504.10	12,573,694.00	2,158	5.34	.82	2.98	38	53
ENERGY	19,284,245,606.90	8,463,403.80	359,543.00	315	N/A	.96	1.79	2	3
FOOD & STAPLES RETAILING	88,076,626,585.70	151,435.30	344,613.00	129	15.12	2.17	2.96	2	5
FOOD, BEVERAGE & TOBACCO	797,891,642,031.40	53,077,354.70	2,900,369.00	1,846	15.80	2.52	3.06	49	55
HEALTH CARE EQUIPMENT & SERVICES	49,405,412,122.10	1,149,709.70	146,643.00	148	15.57	1.81	3.6	8	10
HOUSEHOLD & PERSONAL PRODUCTS	5,619,360,605.50	738,697.10	63,654.00	60	13.91	1.86	2.23	1	2
INSURANCE	153,618,127,267.40	101,578,643.70	3,148,018.00	2,351	4.38	1.74	2.95	10	11
MATERIALS	58,015,334,234.80	16,423,721.00	633,339.00	787	7.10	.91	8.28	17	22
PHARMACEUTICALS, BIOTECHNOLOGY & LIFE SCIENCE	5,201,325,450.00	48,945.00	85.00	13	4.74	1.44	2.21	1	2
REAL ESTATE	54,997,630,142.60	4,078,282.90	320,509.00	385	5.07	.57	4.34	16	20
RETAILING	42,073,595,449.10	1,323,088.40	203,915.00	151	15.67	.69	5.19	11	12
TELECOMMUNICATION SERVICES	126,651,717,890.50	12,089,222.10	1,136,701.00	469	8.09	.92	4.2	2	2
TRANSPORTATION	8,211,455,810.00	2,922,105.00	720,227.00	89	20.30	.74	3.57	2	2
UTILITIES	16,704,744,652.50	3,849,069.30	428,807.00	167	8.66	2.09	5	6	6

GICS Industry Group Wise Top 5 Gainers for the week /

සති 5 තුළ ඉහළ මිලින් වර්තමාන කළ සමාගම් අතර ප්‍රමුඛතම සමාගම් 05 (කර්මාන්ත සමූහයන් වශයෙන්) /

வாரத்தில் துறையடிப்படையில் முதல் 5 சிறந்த ஆதாயமீட்டிய பிணையங்கள்

MATERIALS				CAPITAL GOODS			
Company Name සමාගමේ නම கம்பனி பெயர்	Current Close Price (Rs.) වත්මන් සමාජිත මිල	Previous Close Price (Rs.) පෙර සමාජිත	Change වෙනස %	Company Name සමාගමේ නම கம்பனி பெயர்	Current Close Price (Rs.) වත්මන් සමාජිත මිල	Previous Close Price (Rs.) පෙර සමාජිත	Change වෙනස %
	தற்போதைய நிறைவு விலை	முன்னைய நிறைவு விலை	அசைவு %		தற்போதைய நிறைவு விலை	முன்னைய நிறைவு விலை	அசைவு %
AGSTAR PLC	4.70	3.80	23.68	RENUKA HOLDINGS[RHL.X0000]	14.90	13.40	11.19
LANKA ALUMINIUM	65.90	62.00	6.29	SIERRA CABL	2.10	2.00	5.00
CIC	42.00	40.50	3.70	LANKA WALLTILE	74.00	72.00	2.78
CHEVRON (+)	74.40	72.00	3.33	DOCKYARD (+)	57.00	55.60	2.52
PIRAMAL GLASS	3.70	3.60	2.78	RICHARD PIERIS	10.50	10.30	1.94
COMMERCIAL & PROFESSIONAL SERVICES				CONSUMER DURABLES & APPAREL			
Company Name සමාගමේ නම கம்பனி பெயர்	Current Close Price (Rs.) වත්මන් සමාජිත මිල	Previous Close Price (Rs.) පෙර සමාජිත	Change වෙනස %	Company Name සමාගමේ නම கம்பனி பெயர்	Current Close Price (Rs.) වත්මන් සමාජිත මිල	Previous Close Price (Rs.) පෙර සමාජිත	Change වෙනස %
	தற்போதைய நிறைவு விலை	முன்னைய நிறைவு விலை	அசைவு %		தற்போதைய நிறைவு விலை	முன்னைய நிறைவு விலை	அசைவு %
CEYLON PRINTERS	73.80	65.00	13.54	KELSEY	33.50	30.40	10.20
				AMBEON CAPITAL	4.30	4.00	7.50
				HAYLEYS FIBRE	78.00	74.50	4.70
				SINGER IND. (+)	65.50	62.60	4.63
				HAYLEYS FABRIC	9.40	9.00	4.44
CONSUMER SERVICES				RETAILING			
Company Name සමාගමේ නම கம்பனி பெயர்	Current Close Price (Rs.) වත්මන් සමාජිත මිල	Previous Close Price (Rs.) පෙර සමාජිත	Change වෙනස %	Company Name සමාගමේ නම கம்பனி பெயர்	Current Close Price (Rs.) වත්මන් සමාජිත මිල	Previous Close Price (Rs.) පෙර සමාජිත	Change වෙනස %
	தற்போதைய நிறைவு விலை	முன்னைய நிறைவு விலை	அசைவு %		தற்போதைய நிறைவு விலை	முன்னைய நிறைவு விலை	அசைவு %
HUNAS FALLS	131.80	80.50	63.73	ODEL PLC	29.50	25.00	18.00
CITRUS WASKADUWA	2.80	2.50	12.00	AUTODROME	80.00	77.80	2.83
RENUKA HOTELS	56.00	51.00	9.80	EASTERN MERCHANT	4.50	4.40	2.27
HOTELS CORP.	12.00	11.00	9.09	DIMO	349.00	343.50	1.60
TAL LANKA	14.00	12.90	8.53				
FOOD, BEVERAGE & TOBACCO				HEALTH CARE EQUIPMENT & SERVICES			
Company Name සමාගමේ නම கம்பனி பெயர்	Current Close Price (Rs.) වත්මන් සමාජිත මිල	Previous Close Price (Rs.) පෙර සමාජිත	Change වෙනස %	Company Name සමාගමේ නම கம்பனி பெயர்	Current Close Price (Rs.) වත්මන් සමාජිත මිල	Previous Close Price (Rs.) පෙර සමාජිත	Change වෙනස %
	தற்போதைய நிறைவு விலை	முன்னைய நிறைவு விலை	அசைவு %		தற்போதைய நிறைவு விலை	முன்னைய நிறைவு விலை	அசைவு %
KELANI VALLEY (+)	99.70	80.20	24.31	ASIRI SURG	9.80	9.60	2.08
THREE ACRE FARMS (+)	109.10	101.00	8.02	DURDANS	72.00	71.10	1.27
LION BREWERY	597.30	565.00	5.72				
BROWNS INVSTMNTS	1.90	1.80	5.56				
BOGAWANTALAWA	9.90	9.40	5.32				
BANKS							
Company Name සමාගමේ නම கம்பனி பெயர்	Current Close Price (Rs.) වත්මන් සමාජිත මිල	Previous Close Price (Rs.) පෙර සමාජිත	Change වෙනස %				
	தற்போதைய நிறைவு விலை	முன்னைய நிறைவு விலை	அசைவு %				
PAN ASIA (+)	14.80	14.50	2.07				
SANASA DEV. BANK (+)	73.20	73.00	.27				
NAT. DEV. BANK (+)	105.20	105.00	.19				

GICS Industry Group Wise Top 5 Gainers for the week /

සතිය තුළ ඉහළ මිල ගණන් වාර්තා කළ සමාගම් අතර ප්‍රමුඛතම සමාගම් 05 (කර්මාන්ත සමූහයන් වශයෙන්) /

වාර්තාවේ තුරන්ගැනීමේදී මුත් 5 ජීර්ණත ආදායම්දායී පිණිසායාංගයන්

DIVERSIFIED FINANCIALS			
Company Name සමාගමේ නම කම්පනි පෙයාර්	Current Close Price (Rs.) වත්මන් සමාජන මිල	Previous Close Price (Rs.) පෙර සමාජන	Change වෙනස % අසාසව %
	තර්ථොසායා නිරායව වායා	මුණ්ණායා නිරායව වායා	
NATION LANKA	.70	.60	16.67
COMM LEASE & FIN	3.00	2.60	15.38
MERCHANT BANK (+)	9.80	9.00	8.89
LOLC FINANCE	3.70	3.50	5.71
ASIA SIYAKA	2.10	2.00	5.00

INSURANCE			
Company Name සමාගමේ නම කම්පනි පෙයාර්	Current Close Price (Rs.) වත්මන් සමාජන මිල	Previous Close Price (Rs.) පෙර සමාජන	Change වෙනස % අසාසව %
	තර්ථොසායා නිරායව වායා	මුණ්ණායා නිරායව වායා	
ARPICO INSURANCE (+)	19.10	18.00	6.11
A I A INSURANCE (+)	1,753.10	1,667.60	5.13
Softlogic Life (+)	44.50	42.40	4.95
JANASHAKTHI INS. (+)	30.60	29.60	3.38
PEOPLE'S INS (+)	19.40	18.90	2.65

TELECOMMUNICATION SERVICES			
Company Name සමාගමේ නම කම්පනි පෙයාර්	Current Close Price (Rs.) වත්මන් සමාජන මිල	Previous Close Price (Rs.) පෙර සමාජන	Change වෙනස % අසාසව %
	තර්ථොසායා නිරායව වායා	මුණ්ණායා නිරායව වායා	
SLT (+)	25.00	23.00	8.70

UTILITIES			
Company Name සමාගමේ නම කම්පනි පෙයාර්	Current Close Price (Rs.) වත්මන් සමාජන මිල	Previous Close Price (Rs.) පෙර සමාජන	Change වෙනස % අසාසව %
	තර්ථොසායා නිරායව වායා	මුණ්ණායා නිරායව වායා	
VALLIBEL	6.50	6.40	1.56
LVL ENERGY	8.20	8.10	1.23

REAL ESTATE			
Company Name සමාගමේ නම කම්පනි පෙයාර්	Current Close Price (Rs.) වත්මන් සමාජන මිල	Previous Close Price (Rs.) පෙර සමාජන	Change වෙනස % අසාසව %
	තර්ථොසායා නිරායව වායා	මුණ්ණායා නිරායව වායා	
SEYLAN DEVTS (+)	11.60	10.90	6.42
LANKA REALTY	21.60	20.60	4.85
C T LAND	29.20	28.10	3.91
EAST WEST	13.70	13.20	3.79
EQUITY TWO PLC	54.90	53.90	1.86

GICS Industry Group Wise Top 5 Losers for the week /

මිල ගණන් පහළ ගිය සමාගම් අතර ප්‍රමුඛතම සමාගම් 05 (කර්මාන්ත සමූහයන් වශයෙන්)

වාර්තාවේ තුරන්ගැනීමේදී මුත් 5 මනිප්පිණිත පිණිසායාංගයන්

ENERGY			
Company Name සමාගමේ නම කම්පනි පෙයාර්	Current Close Price (Rs.) වත්මන් සමාජන මිල	Previous Close Price (Rs.) පෙර සමාජන	Change වෙනස % අසාසව %
	තර්ථොසායා නිරායව වායා	මුණ්ණායා නිරායව වායා	
LAUGFS GAS	18.00	18.70	- 3.74
LANKA IOC	23.60	24.20	- 2.48
LAUGFS GAS[LGL.X0000]	14.90	15.00	- .67

MATERIALS			
Company Name සමාගමේ නම කම්පනි පෙයාර්	Current Close Price (Rs.) වත්මන් සමාජන මිල	Previous Close Price (Rs.) පෙර සමාජන	Change වෙනස % අසාසව %
	තර්ථොසායා නිරායව වායා	මුණ්ණායා නිරායව වායා	
SWISSTEK	38.50	41.00	- 6.10
TOKYO CEMENT[TKYO.X0000]	22.30	22.90	- 2.62
CHEMANEX	49.50	50.00	- 1.00

CAPITAL GOODS			
Company Name සමාගමේ නම කම්පනි පෙයාර්	Current Close Price (Rs.) වත්මන් සමාජන මිල	Previous Close Price (Rs.) පෙර සමාජන	Change වෙනස % අසාසව %
	තර්ථොසායා නිරායව වායා	මුණ්ණායා නිරායව වායා	
LANKEM CEYLON	25.00	28.10	- 11.03
KELANI CABLES	71.10	75.80	- 6.20
SOFTLOGIC	20.10	21.40	- 6.07
CENTRAL IND.	28.00	28.80	- 2.78
LANKA TILES	73.30	75.00	- 2.27

COMMERCIAL & PROFESSIONAL SERVICES			
Company Name සමාගමේ නම කම්පනි පෙයාර්	Current Close Price (Rs.) වත්මන් සමාජන මිල	Previous Close Price (Rs.) පෙර සමාජන	Change වෙනස % අසාසව %
	තර්ථොසායා නිරායව වායා	මුණ්ණායා නිරායව වායා	
LAKE HOUSE PRIN.	140.00	162.90	- 14.06
PRINTCARE PLC	27.30	30.20	- 9.60
PARAGON	50.00	50.10	- .20

AUTOMOBILES & COMPONENTS

GICS Industry Group Wise Top 5 Losers for the week /

மேல்க்கண்ட பட்டியலில் 49 சமூகமே ஈடுபட்டிருக்கின்ற சமூகமே 05 (கூடுதலான சமூகமே வகைகள்)

வாரத்தில் துறையடிப்படையில் முதல் 5 மதிப்பிழந்த பிணையங்கள்

AUTOMOBILES & COMPONENTS				CONSUMER DURABLES & APPAREL			
Company Name சமூகமே னம கம்பனி பெயர்	Current Close Price (Rs.) வந்தமன் சமூகமே தற்போதைய நிறைவு விலை	Previous Close Price (Rs.) சேர் சமூகமே (முன்னைய நிறைவு விலை)	Change (%) வேதம % அசைவு %	Company Name சமூகமே னம கம்பனி பெயர்	Current Close Price (Rs.) வந்தமன் சமூகமே தற்போதைய நிறைவு விலை	Previous Close Price (Rs.) சேர் சமூகமே (முன்னைய நிறைவு விலை)	Change (%) வேதம % அசைவு %
KELANI TYRES	35.60	36.70	- 3.00	RADIANT GEMS	22.60	24.00	- 5.83
				ABANS	57.10	58.30	- 2.06
CONSUMER SERVICES				RETAILING			
Company Name சமூகமே னம கம்பனி பெயர்	Current Close Price (Rs.) வந்தமன் சமூகமே தற்போதைய நிறைவு விலை	Previous Close Price (Rs.) சேர் சமூகமே (முன்னைய நிறைவு விலை)	Change (%) வேதம % அசைவு %	Company Name சமூகமே னம கம்பனி பெயர்	Current Close Price (Rs.) வந்தமன் சமூகமே தற்போதைய நிறைவு விலை	Previous Close Price (Rs.) சேர் சமூகமே (முன்னைய நிறைவு விலை)	Change (%) வேதம % அசைவு %
BERUWALA RESORTS	.60	.70	- 14.29	C M HOLDINGS	45.00	48.00	- 6.25
SERENDIB HOTELS	15.00	17.00	- 11.76	UNITED MOTORS	75.00	78.00	- 3.85
EDEN HOTEL LANKA	13.00	13.80	- 5.80	JOHN KEELLS	50.90	52.50	- 3.05
KINGSBURY	14.20	14.50	- 2.07	C.W.MACKIE	43.60	44.00	- .91
BROWNS BEACH	12.30	12.50	- 1.60				
FOOD & STAPLES RETAILING				FOOD, BEVERAGE & TOBACCO			
Company Name சமூகமே னம கம்பனி பெயர்	Current Close Price (Rs.) வந்தமன் சமூகமே தற்போதைய நிறைவு விலை	Previous Close Price (Rs.) சேர் சமூகமே (முன்னைய நிறைவு விலை)	Change (%) வேதம % அசைவு %	Company Name சமூகமே னம கம்பனி பெயர்	Current Close Price (Rs.) வந்தமன் சமூகமே தற்போதைய நிறைவு விலை	Previous Close Price (Rs.) சேர் சமூகமே (முன்னைய நிறைவு விலை)	Change (%) வேதம % அசைவு %
TESS AGRO	.40	.50	- 20.00	HARISCHANDRA	1,252.30	1,499.50	- 16.49
				MALWATTE[MAL.X0000] (+)	4.10	4.30	- 4.65
				MADULSIMA (+)	6.20	6.50	- 4.62
				MASKELIYA	9.80	10.20	- 3.92
				MELSTACORP	47.60	49.00	- 2.86
HOUSEHOLD & PERSONAL PRODUCTS				HEALTH CARE EQUIPMENT & SERVICES			
Company Name சமூகமே னம கம்பனி பெயர்	Current Close Price (Rs.) வந்தமன் சமூகமே தற்போதைய நிறைவு விலை	Previous Close Price (Rs.) சேர் சமூகமே (முன்னைய நிறைவு விலை)	Change (%) வேதம % அசைவு %	Company Name சமூகமே னம கம்பனி பெயர்	Current Close Price (Rs.) வந்தமன் சமூகமே தற்போதைய நிறைவு விலை	Previous Close Price (Rs.) சேர் சமூகமே (முன்னைய நிறைவு விலை)	Change (%) வேதம % அசைவு %
BPPL HOLDINGS	11.60	12.50	- 7.20	NAWALOKA	4.40	4.70	- 6.38
				DURDANS[CHL.X0000]	66.10	69.00	- 4.20
				LANKA HOSPITALS (+)	41.90	42.60	- 1.64
BANKS				DIVERSIFIED FINANCIALS			
Company Name சமூகமே னம கம்பனி பெயர்	Current Close Price (Rs.) வந்தமன் சமூகமே தற்போதைய நிறைவு விலை	Previous Close Price (Rs.) சேர் சமூகமே (முன்னைய நிறைவு விலை)	Change (%) வேதம % அசைவு %	Company Name சமூகமே னம கம்பனி பெயர்	Current Close Price (Rs.) வந்தமன் சமூகமே தற்போதைய நிறைவு விலை	Previous Close Price (Rs.) சேர் சமூகமே (முன்னைய நிறைவு விலை)	Change (%) வேதம % அசைவு %
HNB (+)	208.00	214.10	- 2.85	S M B LEASING (+)	.40	.50	- 20.00
SAMPATH (+)	229.00	235.00	- 2.55	ASIA ASSET	.80	.90	- 11.11
SEYLAN BANK[SEYB.X0000] (+)	44.00	44.90	- 2.00	TRADE FINANCE	56.00	60.90	- 8.05
COMMERCIAL BANK[COMB.X0000] (+)	95.00	96.60	- 1.66	SINHAPUTHRA FIN	8.20	8.80	- 6.82
DFCC BANK PLC	92.00	93.30	- 1.39	COM.CREDIT	28.20	29.90	- 5.69
INSURANCE				INSURANCE			
INSURANCE				INSURANCE			

GICS Industry Group Wise Top 5 Losers for the week /

மேல்க்குறி பட்டியலில் 50 சமூகமே டீனர் ப்ரம்மினம சமூகமே 05 (கூலூனீன சமூகமேன் லுகசேன்)

வாரத்தில் துறையடிப்படையில் முதல் 5 மதிப்பிழந்த பிணையங்கள்

INSURANCE				UTILITIES			
Company Name சமூகமேன் னம கம்பனி பெயர்	Current Close Price (Rs.) லீனீலீனீ சமூகீன தற்புுதைய நிறைவு விலை	Previous Close Price (Rs.) பேர் சமூகீன (முன்னைய நிறைவு விலை)	Change (%) லேனச % அசைவு %	Company Name சமூகமேன் னம கம்பனி பெயர்	Current Close Price (Rs.) லீனீலீனீ சமூகீன தற்புுதைய நிறைவு விலை	Previous Close Price (Rs.) பேர் சமூகீன (முன்னைய நிறைவு விலை)	Change (%) லேனச % அசைவு %
HNB ASSURANCE (+)	131.90	133.30	- 1.05	RESUS ENERGY	21.10	22.30	- 5.38
UNION ASSURANCE (+)	345.00	346.10	- .32	LOTUS HYDRO	4.50	4.60	- 2.17

REAL ESTATE			
Company Name சமூகமேன் னம கம்பனி பெயர்	Current Close Price (Rs.) லீனீலீனீ சமூகீன தற்புுதைய நிறைவு விலை	Previous Close Price (Rs.) பேர் சமூகீன (முன்னைய நிறைவு விலை)	Change (%) லேனச % அசைவு %
MILLENNIUM HOUSE	8.30	8.90	- 6.74
YORK ARCADE	82.00	85.00	- 3.53
COLOMBO LAND (+)	14.50	15.00	- 3.33
PDL (+)	115.90	119.20	- 2.77
CARGO BOAT	74.90	75.10	- .27

Daily Movements Corporate Debt on 04-01-2019

நிசமீத டீலிங் டாஸ்கமீத ஶா஢் ஢ஸ்டீலிங்
தீனசரி தனியார்துறைக் கட்டன்களின் அஸைவுகள்

Company Name	Code	Date	Coupon Rate	Tom (Rs.)	Spot (Rs.)	Coupon Frequency	Issued Date	Maturity Date	Next Int. Due Date	Quantity Issued	Par Value (Rs.)
஢மாதமீ னம	஢மீகன	டீலிங்	஢லீலானீ஢ீ ஶஶு஢ான	஢ஶு஢ீலி ஢ஶு஢ீலி	஢ஶு஢ீலி ஢ஶு஢ீலி	஢லீலானீ஢ீ ஶார ஶஶான	஢லீலி ஢ீலி	஢லீலி ஢ீலி	஢லீலி ஢ீலி	஢லீலி ஢ீலி	஢லீலி ஢ீலி
கம்பனி ஢ெயர்	஢ுறியீடு	தீகதி	வட்டி வீதம்	மறுதீன ஢லகை	நீகழ்கால	வட்டி வீத தடவைகள்	வழங்கல் தீகதி	முதிரீவு தீகதி	அடுத்த வட்டி நிலுவை	வழங்க஢ட்ட அளவு	முக஢் ஢ெறுமதி

BANKS

COMMERCIAL BANK	COMB/BD/27/10/26-C2359-12.25		12.25	100	100	2	28/10/16	27/10/26	26/04/19	19282000	100
COMMERCIAL BANK	COMB/BD/22/07/28-C2405-12.5		12.5	100	100	2	23/07/18	22/07/28	22/01/19	16061600	100
COMMERCIAL BANK	COMB/BD/22/07/23-C2404-12		12	100	100	2	23/07/18	22/07/23	22/01/19	83938400	100
COMMERCIAL BANK	COMB/BD/27/10/21-C2360-12	13-06-2018	12	100	102.6572	2	28/10/16	27/10/21	26/04/19	50718000	100
COMMERCIAL BANK	COMB/BD/08/03/26-C2342-11.25	24-12-2018	11.25	100	90	2	09/03/16	08/03/26	07/03/19	17490900	100
COMMERCIAL BANK	COMB/BD/08/03/21-C2341-10.75	27-07-2017	10.75	100	81.4	2	09/03/16	08/03/21	07/03/19	44303400	100
DFCC BANK PLC	DFCC/BD/29/03/23-C2393-12.6	09-04-2018	12.6	100.05	100	1	29/03/18	29/03/23	28/03/19	29134700	100
DFCC BANK PLC	DFCC/BD/18/03/19-C2345-10.625	30-08-2018	10.625	99.534	99.1795	1	18/03/16	18/03/19	16/03/19	53154500	100
DFCC BANK PLC	DFCC/BD/09/11/23-C2367-12.75	29-03-2017	12.75	100	100	1	09/11/16	09/11/23	07/11/19	60431400	100
DFCC BANK PLC	DFCC/BD/09/11/21-C2366-12.15		12.15	100	100	1	09/11/16	09/11/21	07/11/19	9568600	100
DFCC BANK PLC	DFCC/BD/29/03/25-C2394-13		13	100	100	1	29/03/18	29/03/25	28/03/19	40865300	100
HDFC	HDFC/BD/20/11/25-C2330-12		12	100	100	1	20/11/15	20/11/25	19/11/19	14087700	100
HDFC	HDFC/BD/20/11/20-C2331-10.5		10.5	100	100	2	20/11/15	20/11/20	19/05/19	20129900	100
HDFC	HDFC/BD/20/11/20-C2332		13.78	100	100	4	20/11/15	20/11/20	19/02/19	5782400	100
HNB	HNB/BD/01/11/23-C2361-13	16-11-2018	13	100	100	1	01/11/16	01/11/23	30/10/19	40000000	100
HNB	HNB/BD/01/11/21-C2362-11.75		11.75	100	100	1	01/11/16	01/11/21	30/10/19	20000000	100
HNB	HNB/BD/28/03/21-C2346-11.25	27-12-2018	11.25	89.4	98	1	28/03/16	28/03/21	27/03/19	70000000	100
HNB	HNB/BD/14/12/24-C2275-8.33		8.33	100	100	2	15/12/14	14/12/24	28/06/19	840400	100
HNB	HNB/BC/31/03/2100E			20.900	20.90039	0	25/05/07	31/03/21		5143445	100
HNB	HNB/BC/31/07/22B16.75		16.75	100	100	1	01/08/07	31/07/22	29/06/19	7000000	100
HNB	HNB/BC/31/03/2400F		14.676	14.67567		0	07/06/07	31/03/24		13628000	100
HNB	HNB/BC/04/09/21A11.5		11.5	100	100	2	05/09/11	04/09/21	28/06/19	20000000	100
HNB	HNB/BC/29/08/23A08	31-12-2014	8	70.131	82.2407	1	30/08/13	29/08/23	29/08/19	20000000	100
HNB	HNB/BD/14/12/19-C2274-7.75	08-12-2017	7.75	100	85	2	15/12/14	14/12/19	28/06/19	27572400	100
NAT. DEV. BANK	NDB/BD/24/06/20-C2309-9.4	21-05-2018	9.4	101.64	87	1	24/06/15	24/06/20	28/12/19	70000000	100
NAT. DEV. BANK	NDB/BD/24/06/20-C2308-0		0	63.814	63.8136	0	24/06/15	24/06/20		30000000	100
NAT. DEV. BANK	NDB/BC/19/12/25D14	08-01-2018	14	119.95	100.5	1	19/12/13	19/12/25	28/12/19	35904300	100
NAT. DEV. BANK	NDB/BC/19/12/23C13.9	26-05-2017	13.9	117.05	86	1	19/12/13	19/12/23	28/12/19	36379800	100
NATIONS TRUST	NTB/BD/20/04/23-C2401-13		13	100	100	1	20/04/18	20/04/23	19/04/19	12870000	100
NATIONS TRUST	NTB/BD/20/04/23-C2402-12.65		12.65	100	100	2	20/04/18	20/04/23	18/04/19	22130000	100
NATIONS TRUST	NTB/BD/08/11/21-C2365-12.65	28-11-2018	12.65	100	94.6	2	08/11/16	08/11/21	05/05/19	38858000	100
NATIONS TRUST	NTB/BD/08/11/21-C2364-12.8	29-03-2017	12.8	100	100	1	08/11/16	08/11/21	05/11/19	11117900	100
NATIONS TRUST	NTB/BD/08/11/21-C2363		11.25	100	100	2	08/11/16	08/11/21	05/05/19	24100	100
PAN ASIA	PABC/BC/30/10/19B9.5233	21-05-2018	9.5233	100	100	2	30/10/14	30/10/19	26/04/19	10880000	100
PAN ASIA	PABC/BC/30/10/19A9.75	31-12-2014	9.75	99.937	100	1	30/10/14	30/10/19	26/10/19	19120000	100
PAN ASIA	PABC/BD/29/09/19-C2312		11.665	100	100	2	29/09/15	29/09/19	27/03/19	8351812	100

Daily Movements Corporate Debt on 04-01-2019

நிசமீத டீஸ்டி ஃபாஸ்தீவ ஸ்டீ ஃஸ்டீஸ்டீ
தீஸசரீ தனீயார்துஹைக் கட்டன்கனீன் அஸைவுகன்

Company Name	Code	Date	Coupon Rate	Tom (Rs.)	Spot (Rs.)	Coupon Frequency	Issued Date	Maturity Date	Next Int. Due Date	Quantity Issued	Par Value (Rs.)
ஃஸ்தீஸ்தீ ஃஸ்தீ	ஃஸ்தீஸ்தீ	டீஸ்தீ	ஃஸ்தீஸ்தீ ஃஸ்தீஸ்தீ	ஃஸ்தீஸ்தீ ஃஸ்தீஸ்தீ	ஃஸ்தீஸ்தீ ஃஸ்தீஸ்தீ	ஃஸ்தீஸ்தீ ஃஸ்தீஸ்தீ	ஃஸ்தீஸ்தீ ஃஸ்தீஸ்தீ	ஃஸ்தீஸ்தீ ஃஸ்தீஸ்தீ	ஃஸ்தீஸ்தீ ஃஸ்தீஸ்தீ	ஃஸ்தீஸ்தீ ஃஸ்தீஸ்தீ	ஃஸ்தீஸ்தீ ஃஸ்தீஸ்தீ
கஃஸ்தீஸ்தீ ஃஸ்தீ	ஃஸ்தீஸ்தீ	தீஸ்தீ	ஃஸ்தீஸ்தீ ஃஸ்தீஸ்தீ	ஃஸ்தீஸ்தீ ஃஸ்தீஸ்தீ	ஃஸ்தீஸ்தீ ஃஸ்தீஸ்தீ	ஃஸ்தீஸ்தீ ஃஸ்தீஸ்தீ	ஃஸ்தீஸ்தீ ஃஸ்தீஸ்தீ	ஃஸ்தீஸ்தீ ஃஸ்தீஸ்தீ	ஃஸ்தீஸ்தீ ஃஸ்தீஸ்தீ	ஃஸ்தீஸ்தீ ஃஸ்தீஸ்தீ	ஃஸ்தீஸ்தீ ஃஸ்தீஸ்தீ
PAN ASIA	PABC/BD/29/09/19-C2311-10	27-09-2018	10	100	100	2	29/09/15	29/09/19	27/03/19	18556741	100
SAMPATH	SAMP/BD/21/12/22-C2389-12.5		12.5	100	100	2	21/12/17	21/12/22	19/06/19	60000000	100
SAMPATH	SAMP/BD/20/03/23-C2390-12.5	24-05-2018	12.5	101.64	100	2	20/03/18	20/03/23	18/03/19	75000000	100
SAMPATH	SAMP/BD/10/06/21-C2352-12.75	13-11-2018	12.75	99	100	1	10/06/16	10/06/21	08/06/19	59526500	100
SAMPATH	SAMP/BD/10/06/21-C2353	16-02-2018	11.01	98.5	100	2	10/06/16	10/06/21	07/06/19	473500	100
SAMPATH	SAMP/BD/14/12/19-C2271-8.25	19-06-2018	8.25	94.664	90.2822	1	15/12/14	14/12/19	14/12/19	31765500	100
SAMPATH	SAMP/BD/14/12/19-C2273-8.1	07-03-2017	8.1	94.081	85	2	15/12/14	14/12/19	28/06/19	38234500	100
SAMPATH	SAMP/BD/18/11/20-C2328-9.9	17-10-2018	9.9	99.868	100	2	18/11/15	18/11/20	16/05/19	67412700	100
SAMPATH	SAMP/BD/18/11/20-C2329		11.24	100	100	2	18/11/15	18/11/20	16/05/19	2587300	100
SANASA DEV. BANK	SDB/BD/31/12/20-C2339-10.3		10.3	100	100	2	31/12/15	31/12/20	28/06/19	5619500	100
SANASA DEV. BANK	SDB/BD/31/12/20-C2337-10		10	100	100	2	31/12/15	31/12/20	28/06/19	4026100	100
SEYLAN BANK	SEYB/BD/29/03/25-C2396-13.2		13.2	100	100	2	29/03/18	29/03/25	27/03/19	7150000	100
SEYLAN BANK	SEYB/BD/29/03/28-C2397-13.5		13.5	100	100	2	29/03/18	29/03/28	27/03/19	16090000	100
SEYLAN BANK	SEYB/BD/29/03/23-C2395-12.85	09-04-2018	12.85	100.06	100	2	29/03/18	29/03/23	27/03/19	39100000	100
SEYLAN BANK	SEYB/BD/15/07/21-C2356		10.35	100	100	2	15/07/16	15/07/21	13/01/19	174000	100
SEYLAN BANK	SEYB/BD/22/12/20-C2277-8.6	30-03-2015	8.6	94.310	100	2	23/12/14	22/12/20	21/06/19	25055200	100
SEYLAN BANK	SEYB/BD/22/12/19-C2278-8.6	07-01-2015	8.6	99.986	100	1	23/12/14	22/12/19	21/12/19	18665200	100
SEYLAN BANK	SEYB/BD/22/12/19-C2279-8.35		8.35	100	100	2	23/12/14	22/12/19	21/06/19	300	100
SEYLAN BANK	SEYB/BD/22/12/20-C2280-8.75		8.75	100	100	1	23/12/14	22/12/20	21/12/19	3005200	100
SEYLAN BANK	SEYB/BD/15/07/23-C2354-13.75	24-12-2018	13.75	106.20	90	2	15/07/16	15/07/23	13/01/19	32722800	100
SEYLAN BANK	SEYB/BD/15/07/21-C2355-13	17-10-2018	13	100	100	2	15/07/16	15/07/21	13/01/19	17103200	100
CAPITAL GOODS											
ACCESS ENG SL	AEL/BD/18/11/20-C2324-10.25		10.25	100	100	2	18/11/15	18/11/20	16/05/19	49984100	100
ACCESS ENG SL	AEL/BD/17/11/23-C2325-10.95		10.95	100	100	2	18/11/15	17/11/23	16/05/19	5400	100
ACCESS ENG SL	AEL/BD/18/11/21-C2326-10.45		10.45	100	100	2	18/11/15	18/11/21	16/05/19	10300	100
ACCESS ENG SL	AEL/BD/18/11/22-C2327-10.72		10.72	100	100	2	18/11/15	18/11/22	16/05/19	200	100
HAYLEYS	HAYL/BD/06/03/19-C2296-7.6		7.6	100	100	2	06/03/15	06/03/19	05/03/19	4978700	100
HAYLEYS	HAYL/BD/06/03/20-C2297-7.85		7.85	100	100	2	06/03/15	06/03/20	05/03/19	15021300	100
HAYLEYS	HAYL/BD/31/05/19-C2349	16-11-2018	12.35	98.5	99	2	31/05/16	31/05/19	29/05/19	20000000	100
HAYLEYS	HAYL/BD/31/07/23-C2406-12.5		12.5	100	100	2	31/07/18	31/07/23	30/01/19	25257200	100
HAYLEYS	HAYL/BD/31/07/23-C2407		12.44	100	100	2	31/07/18	31/07/23	30/01/19	10011000	100
HEMAS HOLDINGS	HHL/BC/29/04/19A11	21-12-2018	11	102.17	99.5	2	29/04/14	29/04/19	28/03/19	10000000	100
MTD WALKERS	KAPI/BD/30/09/19-C2410-11.75	09-11-2018	11.75	100.03	100.0267	2	01/10/18	30/09/19	30/03/19	10629670	100
MTD WALKERS	KAPI/BD/30/09/20-C2411-12.25		12.25	100	100	2	01/10/18	30/09/20	30/03/19	8867200	100

Daily Movements Corporate Debt on 04-01-2019

நிசமீத டீலிங் ஃபாஸ்தீவ ஶா஢் ஃஸலீலா஢்
தீனசரீ தனீயார்துறைக் கடன்களீன் அஸைவுகள்

Company Name	Code	Date	Coupon Rate	Tom (Rs.)	Spot (Rs.)	Coupon Frequency	Issued Date	Maturity Date	Next Int. Due Date	Quantity Issued	Par Value (Rs.)
ஃஸாஸதீ ஶதீ	ஃஸனீலா஢்	டீலா	ஃஸலீலா஢் ஃஸலீலா஢்	ஃஸலீலா஢் ஃஸலீலா஢்	ஃஸலீலா஢் ஃஸலீலா஢்	ஃஸலீலா஢் ஃஸலீலா஢்	ஃஸலீலா஢் ஃஸலீலா஢்	ஃஸலீலா஢் ஃஸலீலா஢்	ஃஸலீலா஢் ஃஸலீலா஢்	ஃஸலீலா஢் ஃஸலீலா஢்	ஃஸலீலா஢் ஃஸலீலா஢்
கம்பனீ ஢ெயர்	ஃஸலீலா஢்	தீலா	ஃஸலீலா஢் ஃஸலீலா஢்	ஃஸலீலா஢் ஃஸலீலா஢்	ஃஸலீலா஢் ஃஸலீலா஢்	ஃஸலீலா஢் ஃஸலீலா஢்	ஃஸலீலா஢் ஃஸலீலா஢்	ஃஸலீலா஢் ஃஸலீலா஢்	ஃஸலீலா஢் ஃஸலீலா஢்	ஃஸலீலா஢் ஃஸலீலா஢்	ஃஸலீலா஢் ஃஸலீலா஢்
RICHARD PIERIS	RICH/BC/16/05/19C11.25	10-12-2018	11.25	98.2	98.5	2	16/05/14	16/05/19	28/03/19	19250000	100
DIVERSIFIED FINANCIALS											
ALLIANCE	ALLI/BD/29/12/19-C2287-9.35		9.35	100	100	1	29/12/14	29/12/19	28/12/19	8000000	100
CDB	CDB/BD/03/06/21-C2351		11.49	100	100	2	03/06/16	03/06/21	31/05/19	16300	100
CDB	CDB/BD/27/03/23-C2391-14.2		14.2	100	100	1	28/03/18	27/03/23	27/03/19	9330100	100
CDB	CDB/BD/03/06/21-C2350-12.75	21-12-2018	12.75	99.825	99.9784	2	03/06/16	03/06/21	31/05/19	9983700	100
CDB	CDB/BD/27/03/23-C2392-13.75	17-05-2018	13.75	99.956	100	2	28/03/18	27/03/23	26/03/19	10669900	100
CENTRAL FINANCE	CFIN/BD/01/06/19-C2300-9		9	100	100	2	01/06/15	01/06/19	01/06/19	5000000	100
CENTRAL FINANCE	CFIN/BD/01/06/20-C2302-9.52	11-08-2015	9.52	101.15	100	1	01/06/15	01/06/20	28/12/19	17500000	100
FIRST CAPITAL	CFVF/BC/12/03/19C14	14-08-2014	14	100	110.3374	1	12/03/14	12/03/19	12/03/19	1854000	100
COMM LEASE & FIN	CLC/BD/21/07/20-C2310-9.75	13-10-2017	9.75	100.67	100	1	21/07/15	21/07/20	28/12/19	50000000	100
COM.CREDIT	COCR/BD/10/12/20-C2335-10.4		10.4	100	100	2	10/12/15	10/12/20	07/06/19	17499900	100
COM.CREDIT	COCR/BD/01/06/20-C2299-10.5	23-05-2018	10.5	99	100	4	01/06/15	01/06/20	28/03/19	10000000	100
COM.CREDIT	COCR/BD/10/12/20-C2336		11.51	100	100	2	10/12/15	10/12/20	07/06/19	2500100	100
SOFTLOGIC FIN	CRL/BC/29/08/19A10	11-10-2018	10	100	100	4	29/08/14	29/08/19	28/03/19	9498700	100
SOFTLOGIC FIN	CRL/BC/29/08/19B7.69	06-06-2018	11.51	100	100	4	29/08/14	29/08/19	28/03/19	4501300	100
DUNAMIS CAPITAL	CSEC/BC/05/08/19A12.5	21-12-2018	12.5	99.973	100.1556	1	05/08/14	05/08/19	05/08/19	10000000	100
DUNAMIS CAPITAL	CSEC/BD/04/12/20-C2333-10.5	21-12-2018	10.5	94.668	96.6302	2	04/12/15	04/12/20	03/06/19	9989500	100
DUNAMIS CAPITAL	CSEC/BD/04/12/20-C2334		12	100	100	2	04/12/15	04/12/20	03/06/19	10500	100
LB FINANCE	LFIN/BD/11/12/22-C2387-12.75		12.75	100	100	2	11/12/17	11/12/22	10/06/19	10000000	100
LB FINANCE	LFIN/BD/11/12/22-C2388-13.25	14-12-2018	13.25	100	90	2	11/12/17	11/12/22	10/06/19	20000000	100
LOLC FINANCE	LOFC/BD/25/01/20-C2289-9.1		9.1	100	100	2	26/01/15	25/01/20	28/06/19	10300	100
LOLC FINANCE	LOFC/BD/25/01/20-C2290-9.25		9.25	100	100	1	26/01/15	25/01/20	28/12/19	47489100	100
LOLC FINANCE	LOFC/BD/25/01/20-C2291-9	18-04-2017	9	86.634	90.8351	4	26/01/15	25/01/20	28/03/19	2500600	100
LOLC FINANCE	LOFC/BD/31/07/23-C2408-14.75		14.75	100	100	2	31/07/18	31/07/23	30/01/19	17937993	100
LOLC FINANCE	LOFC/BD/31/07/23-C2409-0		0	49.83	49.83	0	31/07/18	31/07/23		14172200	100
L O L C HOLDINGS	LOLC/BD/24/11/19-C2269-9	25-07-2018	9	93.604	91	4	24/11/14	24/11/19	28/03/19	50000000	100
L O L C HOLDINGS	LOLC/BD/30/07/22-C2385-13	19-12-2018	13	99.965	100	2	31/07/17	30/07/22	26/01/19	20000000	100
L O L C HOLDINGS	LOLC/BD/30/07/19-C2386-12.65		12.65	100	100	2	31/07/17	30/07/19	26/01/19	7500000	100
MERCHANT BANK	MBSL/BD/02/05/22-C2382-15		15	100	100	1	03/05/17	02/05/22	01/05/19	8057600	100
MERCHANT BANK	MBSL/BD/02/05/22-C2381-14.5		14.5	100	100	2	03/05/17	02/05/22	01/05/19	11932300	100
MERCHANT BANK	MBSL/BD/02/05/22-C2380		12.83	100	100	2	03/05/17	02/05/22	01/05/19	10100	100
MERCHANT BANK	MBSL/BD/12/11/19-C2267-8.75		8.75	100	100	2	13/11/14	12/11/19	28/06/19	10902300	100
MERCHANT BANK	MBSL/BD/12/11/19-C2266-9	22-06-2015	9	97.350	100	1	13/11/14	12/11/19	12/11/19	9097700	100
ORIENT	ORIN/BD/26/12/19-		9.05	100	100	2	26/12/14	26/12/19	24/06/19	10000000	100

Daily Movements Corporate Debt on 04-01-2019

54

நிசந்தி திபி சாந்தித துத சல்தித
 திசரி தனியார்துறைக கடன்களின் அசைவுகள்

Company Name	Code	Date	Coupon Rate	Tom (Rs.)	Spot (Rs.)	Coupon Frequency	Issued Date	Maturity Date	Next Int. Due Date	Quantity Issued	Par Value (Rs.)
சுதாத்தி தி	சுதேத	தித	கூலிதானி திறுதான	சுதூதி சுதூதி	சுதூதி சுதூதி	கூலிதானி லார் துத	கூலி தித	கூலி தித	கூலி தித	கூலி தித	சுதூதி சுதூதி
கம்பனி பெயர்	குறியீடு	திததி	வட்டி வீதம்	மறுதின பலகை	நிகழ்கால வட்டி	வட்டி வீத தடவைகள்	வழங்கல் திததி	முதிர்பு திததி	அடுத்த வட்டி நிலுவை	வழங்கப்பட்ட அளவு	முகப் பெறுமதி
FINANCE	C2283-9.05										
PEOPLES LEASING	PLC/BD/16/11/21-C2375-12.6	02-01-2019	12.6	100	100	2	16/11/16	16/11/21	14/05/19	67986100	100
PEOPLES LEASING	PLC/BD/16/11/20-C2374-12.25	04-05-2018	12.25	100	100	2	16/11/16	16/11/20	14/05/19	6593500	100
PEOPLES LEASING	PLC/BD/16/11/19-C2373-11.9	04-05-2018	11.9	100	100	2	16/11/16	16/11/19	14/05/19	5420400	100
PEOPLES LEASING	PLC/BD/12/11/20-C2323-9.95		9.95	100	100	1	13/11/15	12/11/20	09/11/19	38242200	100
PEOPLES LEASING	PLC/BD/12/11/19-C2322-9.6		9.6	100	100	2	13/11/15	12/11/19	09/05/19	21757800	100
PEOPLES LEASING	PLC/BD/18/04/23-C2398-12.8		12.8	100	100	1	18/04/18	18/04/23	17/04/19	52954000	100
PEOPLES LEASING	PLC/BD/18/04/22-C2399-12.4		12.4	100	100	1	18/04/18	18/04/22	17/04/19	7046000	100
SENKADAGALA	SFCL/BD/09/11/20-C2368-13.75	23-11-2018	13.75	98.5	100	2	10/11/16	09/11/20	08/05/19	23509400	100
SENKADAGALA	SFCL/BD/09/11/19-C2369		11.49	100	100	2	10/11/16	09/11/19	08/05/19	100	100
SENKADAGALA	SFCL/BD/09/11/20-C2370		11.74	100	100	2	10/11/16	09/11/20	08/05/19	622700	100
SENKADAGALA	SFCL/BD/09/11/19-C2372-13.25		13.25	100	100	2	10/11/16	09/11/19	08/05/19	1895100	100
SINGER FINANCE	SFIN/BD/17/06/20-C2307-9.95		9.95	100	100	1	17/06/15	17/06/20	28/12/19	15000000	100
SINGER FINANCE	SFIN/BD/06/04/20-C2347-12	02-09-2016	12	100	100	2	06/04/16	06/04/20	05/04/19	5907000	100
SINGER FINANCE	SFIN/BD/06/04/19-C2348-11.5	02-01-2017	11.5	98.463	99.88	2	06/04/16	06/04/19	05/04/19	4093000	100
VALLIBEL FINANCE	VFIN/BC/20/02/19A14.75	16-10-2018	14.75	100	100	4	20/02/14	20/02/19	20/02/19	3507400	100
VALLIBEL FINANCE	VFIN/BC/20/02/19B15	18-04-2017	15	100	100	2	20/02/14	20/02/19	20/02/19	198000	100
VALLIBEL FINANCE	VFIN/BC/20/02/19C15.5	11-12-2018	15.5	116.02	100	1	20/02/14	20/02/19	20/02/19	1294600	100
VALLIBEL FINANCE	VFIN/BD/31/03/20-C2298-10.25	20-07-2016	10.25	100	99.2805	2	31/03/15	31/03/20	28/03/19	10000000	100
FOOD, BEVERAGE & TOBACCO											
KOTAGALA	KOTA/BC/26/05/19B14.5	11-12-2018	14.5	102.67	100	2	27/05/14	26/05/19	26/05/19	2500000	100
KOTAGALA	KOTA/BC/26/05/20C14.75	17-12-2018	14.75	103.00	100	2	27/05/14	26/05/20	28/06/19	2500000	100
KOTAGALA	KOTA/BC/26/05/21D15	11-12-2018	15	103.28	100	2	27/05/14	26/05/21	28/06/19	2500000	100
LION BREWERY	LION/BD/08/12/19-C2270		7.85	100	100	2	08/12/14	08/12/19	28/03/19	20000000	100
HEALTH CARE EQUIPMENT & SE											
NAWALOKA	NHL/BC/30/09/21D14.35		14.35	100	100	4	30/09/13	30/09/21	28/03/19	1645500	100
NAWALOKA	NHL/BC/30/09/19B14.15	16-11-2015	14.15	100	111.8039	4	30/09/13	30/09/19	28/03/19	2696000	100
NAWALOKA	NHL/BC/30/09/23F14.45	19-12-2018	14.45	100	105	4	30/09/13	30/09/23	28/03/19	110600	100
NAWALOKA	NHL/BC/30/09/22E14.4		14.4	100	100	4	30/09/13	30/09/22	28/03/19	120000	100
RETAILING											
SINGER SRI LANKA	SINS/BD/15/03/19-C2343		10.1	100	100	2	15/03/16	15/03/19	14/03/19	15394400	100
SINGER SRI LANKA	SINS/BD/28/09/21-C2412-12		12	100	100	2	28/09/18	28/09/21	28/03/19	6568000	100
SINGER SRI LANKA	SINS/BD/15/03/19-C2344-10.5		10.5	100	100	2	15/03/16	15/03/19	14/03/19	4605600	100
TELECOMMUNICATION SERVICE											
SLT	SLTL/BD/19/04/28-C2403-12.75		12.75	100	100	2	19/04/18	19/04/28	17/04/19	49240000	100
SLT	SLTL/BD/19/04/28-C2400-12.75		12.75	100	100	1	19/04/18	19/04/28	18/04/19	20760000	100

DEFINITIONS AND NOTES / திர்வென ஹாஸ்டன் / வரைவிலக்கணம் மற்றும் குறிப்புகள்					
V.W.A. Volume Weighted Average	பு. வ. சா புறமுகம் மன வர வடிகு சாலாழை	எ.நி.ச எண்ணிக்கை நிறையளிக்கப்பட்ட சராசரி	XD Excluding dividend	லாஹ-ஹர்	பங்கிலாபம் தவிரந்த
XC Excluding scrip issue	கோவீகர் கிஷுவல ஹர்	முதலாக்கல் தவிரந்த	XR Excluding rights	கிஷுவல ஹர்	உரிமெப்பங்கு தவிரந்த
DPS Dividends Per Share	கோவீகர் லாஹ-ஹர்	பங்கொன்றிற்கான பங்கிலாபம்	EPS Earnings Per Share	கோவீகர் ஓபுடி	பங்கொன்றிற்கான உழைப்பு
BV Book Value	பொன் வலிவாகம்	விலை - புத்தக பெறுமதி	PP Partly Paid	கோவீகர் ஹெல லு	பகுதிவாரியாக செலுத்தப்பட்டது
RM Remarks	ஹஸ்டன்	குறிப்புகள்	DY Dividend Yield	லாஹ-ஹர் ஸ்டுல	பங்கிலாப விலைவு
PER Price Earnings Ratio	மீல ஓபுடி ஹுபாழை	விலை உழைப்பு விகிதம்	PBV Price to Book Value	பொன் வலிவாகமே மீல	விலை - புத்தக பெறுமதி
TF Tax Free	வலுவிலை கிடுகல்	வாரி விலக்கழிக்கப்பட்டது	Prem Premium	ஹமீல	தவணைக்கட்டணம்
RCAPF Redeemable Cumulative Class 'A' Preference Stock	கிடுகல் கரண ஹகி ஹலுவிலை A ப-கிடுகல் வரகிடுகல் கோ	உயர் தர தெரிவை கொண்ட மீட்பு தெரிவுடைய மொத்த பங்குகள்	W Warrants	வலுவலு	பங்குஆணைப்பத்திரம்
X Non-Voting Shares	கிடுகல் கோவீகர்	வாக்குரிமையற்ற பங்குகள்	RSD Redeemable Secured Debentures	கிடுகல் கரண ஹகி ஹகிடுகல்	மீட்கத்தகு பாதுகாப்பான தொகுதிக்கடன்கள்
URD Unsecured Redeemable Debentures	வலுவிலை ரகிடுகல் ஹகிடுகல்	பாதுகாப்பற்ற மீட்கத்தகு தொகுதிக்கடன்கள்	USRD Unsecured Subordinated Redeemable Debentures	வலுவிலை ரகிடுகல் ஹகிடுகல் கிடுகல் கரண ஹகி ஹகிடுகல்	பாதுகாப்பற்ற கீழ்விலை மீட்கத்தகு தொகுதிக்கடன்கள்
GRD Guaranteed Redeemable Debentures	வலுவிலை ஹகிடுகல் கிடுகல் கரண ஹகி ஹகிடுகல்	உத்தரவாதமளிக்கப்பட்ட தொகுதிக்கடன்கள்	CGRD Capital Guaranteed Redeemable Debentures	புரண்டி ஹகிடுகல் கரண ஹகிடுகல் கிடுகல் கரண ஹகி ஹகிடுகல்	முலதனம் உத்தரவாதமளிக்கப்பட்ட தொகுதிக்கடன்கள்
RCCPS Redeemable Cumulative Convertible Preference Shares	கிடுகல் கரண ஹகி ஹலுவிலை பரவலிடுகல் ஹகிடுகல் ஹகிடுகல் கோ	மீட்கத்தகு ஒன்றுதிரட்டிய மாற்றத்தகு முதன்மை பங்குகள்	DS Dealings Suspended	ஹகிடுகல் ஹகிடுகல் ஹகிடுகல் ஹகிடுகல்	கொடுக்கல் வாங்கல்கள் இடைநிறுத்தப்பட்டுள்ளன
TS Trading Suspended	வலுவிலை கிடுகல் ஹகிடுகல் ஹகிடுகல்	வியாபாரம் - இடைநிறுத்தப்பட்டுள்ளது	TH Trading Halted	ஹகிடுகல் கிடுகல் ஹகிடுகல் ஹகிடுகல் ஹகிடுகல் ஹகிடுகல்	வியாபாரம் நிறுத்தப்பட்டுள்ளது
ANNA Annual Report	வார்டிவல வார்டிவல	வருடாந்த கணக்கறிக்கை	MAIN BOARD	புரண்டி ஹகிடுகல்	பிரதான பலகை
DIRI SAVI BOARD	ஹகிடுகல் ஹகிடுகல்	திரி சவி பலகை	DEFAULT BOARD	ஹகிடுகல் ஹகிடுகல்	மீறுவோர் பட்டியல் பலகை
BANKS FINANCE AND INSURANCE	ஹகிடுகல் ஹகிடுகல் ஹகிடுகல்	வங்கி, நிதி மற்றும் காப்புறுதி	BEVERAGE FOOD AND TOBACCO	ஹகிடுகல், ஹகிடுகல் ஹகிடுகல்	உணவு, குடிபானம் மற்றும் புகையிலை
CHEMICALS AND PHARMACEUTICALS	ஹகிடுகல் ஹகிடுகல் ஹகிடுகல்	ஹகிடுகல் ஹகிடுகல் ஹகிடுகல்	CLOSED END FUNDS	ஹகிடுகல் ஹகிடுகல் ஹகிடுகல்	முடிய நிதியங்கள்
CONSTRUCTION AND ENGINEERING	ஹகிடுகல் ஹகிடுகல் ஹகிடுகல்	கட்டிடநிர்மாண மற்றும் பொறியியல் துறை	DIVERSIFIED HOLDINGS	ஹகிடுகல் ஹகிடுகல் ஹகிடுகல்	பன்முகப்படுத்தப்பட்ட வியாபாரத் துறைகள்
FOOTWEAR AND TEXTILES	ஹகிடுகல் ஹகிடுகல் ஹகிடுகல்	பாதணி மற்றும் துணிவகைகள்	HEALTH CARE	ஹகிடுகல் ஹகிடுகல்	குகாதார பராமரிப்பு
HOTELS AND TRAVELS	ஹகிடுகல் ஹகிடுகல் ஹகிடுகல்	ஹகிடுகல் ஹகிடுகல் ஹகிடுகல்	INFORMATION TECHNOLOGY	ஹகிடுகல் ஹகிடுகல் ஹகிடுகல்	தகவல் தொழில்நுட்பம்
INVESTMENT TRUSTS	ஹகிடுகல் ஹகிடுகல் ஹகிடுகல்	முதலீடு நம்பிக்கைப் பொறுப்புக்கள்	LAND AND PROPERTY	ஹகிடுகல் ஹகிடுகல்	காணியும், ஆதனங்கள்
MANUFACTURING	ஹகிடுகல் ஹகிடுகல்	ஹகிடுகல் ஹகிடுகல்	MOTORS	ஹகிடுகல் ஹகிடுகல்	ஹகிடுகல்
OIL PALMS	ஹகிடுகல் ஹகிடுகல்	ஹகிடுகல் ஹகிடுகல்	PLANTATIONS	ஹகிடுகல் ஹகிடுகல்	ஹகிடுகல் ஹகிடுகல்
POWER AND ENERGY	ஹகிடுகல் ஹகிடுகல் ஹகிடுகல்	ஹகிடுகல் ஹகிடுகல் ஹகிடுகல்	SERVICES	ஹகிடுகல் ஹகிடுகல்	ஹகிடுகல்
STORES AND SUPPLIES	ஹகிடுகல் ஹகிடுகல்	ஹகிடுகல் ஹகிடுகல் ஹகிடுகல்	TELECOMMUNICATIONS	ஹகிடுகல் ஹகிடுகல்	ஹகிடுகல் ஹகிடுகல்
TRADING	ஹகிடுகல்	ஹகிடுகல் ஹகிடுகல்	(+) - December Companies	ஹகிடுகல் ஹகிடுகல்	(+) - ஹகிடுகல் கம்பனிகள்

DEFINITIONS AND NOTES / නිර්වචන හා සටහන් / வரைவிலக்கணம் மற்றும் குறிப்புகள்

<p>Members & Trading Members: Eligible to trade securities through Automated Trading System (ATS) and Debt Trading System (DEX), and have participant status into the Central Depository System (CDS).</p>	<p>සාමාජිකයින් හා ගනුදෙනුකරන සාමාජිකයින් : ස්වයංක්‍රීය ගනුදෙනු පද්ධතිය හා ණය ගනුදෙනු පද්ධතිය ඔස්සේ සුරැකුම්පත් ගනුදෙනු කිරීමට හැකියාව ඇති මධ්‍යම තැන්පතු ක්‍රමය සාමාජික තත්වයට හිමිකම් කියන සාමාජිකයින්.</p>	<p>அங்கத்துவர்கள் மற்றும் வியாபார அங்கத்துவர்கள் : தன்னியக்க வியாபார முறைமை மற்றும் கடன் பிணையங்கள் வியாபார முறைமைகளில் வியாபாரம் செய்யக் கூடிய அதிகாரத்தினைக் கொண்டிருப்பதுடன், மத்திய வைப்புத்திட்டத்தில் பங்குபற்றல் அனுமதியையும் கொண்ட பங்குத்தரகர் அமைப்புக்கள்</p>
<p>Entitlement Date: Shareholder is not entitled to this dividend/rights/bonus issue beyond this date.</p>	<p>නම් කරන ලද දිනය : මෙම දිනයෙන් ඔබට කොටස් හිමියන්ට මෙම ලාභාංශ/හිමිකම්/පාරිතෝෂික සඳහා හිමිකම් කිව නොහැක.</p>	<p>உரித்தாக்கல் திகதி: இத்திகதிக்கு அப்பால் வழங்கப்படும் பங்கிலாபம்/முதலாக்கல் செயலொழுங்கு/உரிமைவழங்கல் போன்றவற்றுக்கு உரிமைகள் இல்லை</p>
<p>All Share Price Index = Price movement of all listed securities. (Base year - 1985).</p>	<p>සියලු කොටස් මිල දර්ශකය - සියලු ලැයිස්තුගත ඡන්ද බලය හිමි සාමාන්‍ය කොටස් සඳහා මිල සංවලනය. (පදනම් වන වසර - 1985)</p>	<p>அனைத்து பங்கு விலைச் சுட்டி பட்டியல் படுத்தப்பட்ட அனைத்து பங்குகளினதும் விலையசைவுகளின் சராசரி (அடியாண்டு - 1985)</p>
<p>S&P Sri Lanka 20 Index = Price movement of a basket of 20 Securities (Based- 17th December 2004)</p>	<p>S&P ශ්‍රී ලංකා 20 මිල දර්ශකය - සුරැකුම්පත් 20 ක සමූහයක් සඳහා මිල සංවලනය (පදනම - 2004 දෙසැම්බර් 17)</p>	<p>S&P ஸ்ரீலங்கா 20 விலைச்சுட்டி - தெரிவு செய்யப்பட்ட 20 பங்குகளின் விலையசைவுகளின் சராசரி (டிசம்பர் 17, 2004க்கு அமைவாக)</p>

DISCLAIMER

This publication is intended to assist investors and others and reasonable care is taken to ensure that the information contained is current and accurate. Although the information contained in this publication has been compiled with great care, the CSE does not accept any liability for any errors, omissions or other inaccuracies or the consequences thereof and nothing in this publication may be construed as creating any right or obligation.

ව්‍යවහාර වගකීම

ආයෝජකයින් හා අනෙකුත් අය හට කොටස් වෙළෙඳපොළ පිළිබඳව අවබෝධය ලබාදීමට අපේක්ෂිත මෙම ප්‍රකාශනයෙහි සඳහන් සියලු කරුණු හා තොරතුරුවල තත්කාලීන බව හා නිරවද්‍ය බව තහවුරු කිරීම සඳහා ඉතා සැලකිල්ලෙන් සම්පාදනය කෙරී ඇත. එය එසේ වුවද මෙහි සඳහන් කරුණක් අරභයා ඇති වරදක් අඩුපාඩුවක් හෝ ප්‍රමාද දෝෂයක් හෝ ඒ නිසා ඇති විය හැකි ප්‍රතිඵල පිළිබඳව වගකීම බාර ගැනීමට කොළඹ ව්‍යාපාර වස්තු හුවමාරුව බැඳී නොසිටින අතර මෙහි සඳහන් කිසිදු කරුණක් අයිතියක් හෝ බැඳීමක් ලෙස සැලකිය නොහැකි වේ.

உரிமைத்தரப்பு

இந்த வெளியீடானது, முதலீட்டாளர்களுக்கும், ஏனையவர்களுக்கும் உதவியளிக்கும் வகையில், உள்ளடக்கப்படும் அனைத்து விடயங்களும், மிகப்பிந்திய மற்றும் துல்லியமான விபரங்களை உள்ளடக்கியதாக வெளிவருகிறது. இந்த ஆவணம், அதிக கவனத்துடன் தயாரிக்கப்படுகின்ற போதிலும், ஏற்படும் எந்த தவறுகள், விடுபடுதல்கள் அல்லது இதர மாற்றங்கள் அல்லது அவற்றின் மூலம் ஏற்படும் விளைவுகளுக்கு கொழும்பு பங்குப்பரிவர்த்தனை பொறுப்பேற்க மாட்டாது. இந்த பிரசுரத்தில் வெளியிடப்படும் எந்தவிடயமும் உரிமையானதாகவோ, கடப்பாடாக கொள்ளப்படக்கூடாது.



<p>Level 04, West Block, World Trade Centre, Echelon Square, Colombo 01, Sri Lanka. Tel: 2356456, 2446581, Fax: 2445279 E Mail: info@cse.lk, Website: www.cse.lk</p>	<p>04-01 බටහිර කොටස ලෝක වෙළෙඳ මධ්‍යස්ථානය එච්ලන් වතුරුය කොළඹ 01 ශ්‍රී ලංකාව දුරකථන: 2356456, 2446581 ෆැක්ස්: 2445279 ඊමේල්: info@cse.lk, වෙබ් අඩවිය: www.cse.lk</p>	<p>04 ஆம் மாடி, மேற்கு தொகுதி, உலக வர்த்தக மையம், எச்சிலன் சதுக்கம், கொழும்பு 01. ஸ்ரீலங்கா. தொ. 2356456, 2446581. பெக்ஸ்: 2445279 ஈமெயில்: info@cse.lk. இணையத்தளம்: www.cse.lk.</p>
<p>BRANCHES / (බව) / கிளைகள்</p>		
<p>MATARA BRANCH 1st Floor, E.H. Cooray Tower, No.24, Anagarika Dharmapala Mawatha, Matara. Tel: 041-2220094, 95 Fax: 041-4390546</p>	<p>මතර බව 01 වන මහල, ඊ එච් කූරේ කුමාර නො. 24, අනාරික ධර්මපාල මාවත, මතර. දුරකථන : 041- 2220094, 95 ෆැක්ස් : 041 - 4390546</p>	<p>மாத்தறைக் கிளை 1 ஆம் மாடி, நா.ர் குரே கோபுரம், இல. 24, அனகாரிக தர்மபால மாவத்தை, மாத்தறை. தொலைபேசி: 041-2220094, 95 தொலைநகல்: 041-4390546</p>
<p>KANDY BRANCH "Ceybank House", 88 Dalada Veediya, Kandy. Tel: 081-4474407, 09 Fax: 081-4474475</p>	<p>මහුව බව සී වෑන්ක හවුස්, 88, දළදා වීදිය, මහුවර දුරකථන : 081 = 4474407, 09 ෆැක්ස් : 081 = 4474475</p>	<p>கண்டி கிளை: சீபாங்க் இல்லம், 88, தலதா வீதி, கண்டி. தொ. 081-4474407, 09 பெக்ஸ்: 081-4474475.</p>
<p>KURUNEGALA BRANCH 1st Floor, Union Assurance Building, 6, Rajapihilla Mawatha, Kurunegala. Tel: 037-4691802, 04 Fax: 037-4691803</p>	<p>කුරුණෑගල බව පළමු මහල, යුනියන් ඇෂරන්ස් බෙහිවැඩිලි, 6, රජපිහිල්ල මාවත, කුරුණෑගල දුරකථන : 037 = 4691802, 04 ෆැක්ස් : 037 = 4691803</p>	<p>குருநாகல் கிளை: முதலாம் மாடி, யூனியன் அசூரன்ஸ் கட்டிடம், 6, ராஜபிஹில் வீதி, குருநாகல். தொ. 037- தொ. 037-4691802, 04. பெக்ஸ்: 037-4691803.</p>
<p>NEGOMBO BRANCH 72A, 2/1, Old Chilaw Road, Negombo Tel: 031-2227859, 61 Fax: 031-2227860</p>	<p>මීගමුව බව 72එ, 2/1, පරණ හලවත පාර, මීගමුව දුරකථන : 031 = 2227859, 61 ෆැක්ස් : 031 = 2227860</p>	<p>நீர்கொழும்பு கிளை: 72 A 2/1, பழைய சிலாபம் வீதி, நீர்கொழும்பு. தொ. 031-2227859, 61. பெக்ஸ்: 031-2227860.</p>
<p>JAFFNA BRANCH No. 147-2/3, KKS Road, Jaffna. Tel: 021-2221455, 5672444 Fax: 021-2221466</p>	<p>யாழ்ப்பாண බව අංක 147-2/3, කේ කේ එස් පාර, යාපනය දුරකථන : 021 = 2221455, 5672444 ෆැක්ස් : 021 = 2221466</p>	<p>யாழ்ப்பாண கிளை: இல. 147-2/3, KKS வீதி, யாழ்ப்பாணம். தொ. 021-2221455, 5672444 பெக்ஸ்: 021-2221466.</p>
<p>ANURADHAPURA BRANCH 2nd Floor, 488/8/2, Town Hall Place, Maithripala Senanayake Mw, Anuradhapura. Tel: 025-2235244 Fax: 025 2235233</p>	<p>අනුරාධපුර බව දෙවන මහල, 488/8/2, නගර ශාල පෙදෙස, මෙහිවැව ස්නානායක මාවත, අනුරාධපුර දුරකථන : 025-2235244 ෆැක්ස් : 025-2235233</p>	<p>அநுராதபுர கிளை 2 ஆம் மாடி, 488/8/2, நகர மண்டப பிரதேசம், மைத்திரிபால சேனாநாயக்க மாவத்தை, அநுராதபுரம். தொலைபேசி: 025-2235244 பெக்ஸ்: 025-2235233</p>
<p>AMBALANTOTA BRANCH 52, Hambantota Road, Ambalantota. Tel: 047-2225462 / 047-2225464 Fax: 047-2225463</p>	<p>අම්බලන්තොට බව අංක 52 හම්බන්තොට පාර අම්බලන්තොට දුරකථන - 047-2225462 047-2225463 ෆැක්ස් - 047-2225464</p>	<p>அம்பலாந்தோட்டை கிளை 52, ஹம்பாந்தோட்டை வீதி. அம்பலாந்தோட்டை தொ:பே.047-2225462;.0472225463 தொநகல்.047-2225464</p>
<p>RATNAPURA BRANCH First Floor, No.131, Colombo Road Ratnapura. Tel: 045-2232388, 99 Fax : 045-2232388</p>	<p>රත්නපුර බව පළමුවන මහල, 131, කොළඹ පාර, රත්නපුර දුරකථන : 045-2232388, 99 ෆැක්ස් : 045-2232388</p>	<p>இரத்தினபுரி கிளை முதலாம் மாடி, இல. 131, கொழும்பு வீதி, இரத்தினபுரி. தொலைபேசி:045 2232388, 99 பெக்ஸ்:045 2232388</p>