

EQUITY MARKET / කොටස් වෙළෙඳපොළ / පාங்கුச்சந்தை

PRICE INDICES

	This Week	Prv. Week
මිල දර්ශකයන්	මෙම සතිය තුළ	පසුගිය සතිය තුළ
විශාලස් සඳහා	இந்த வாரம்	கடந்த வாரம்
All Share Index	6,015.23	6,005.65
සියලු කොටස් මිල දර්ශකය		
அனைத்து பங்கு விலைச்சட்டி		
S&P SL 20 Index	3115.42	3108.18
S&P ශ්‍රී ලංකා 20 මිල දර්ශකය		
S&P ஸ்ரீலங்கா 20 விலைச்சட்டி		

EQUITY DETAILS

	This Week	Prv. Week
කොටස් පිලිබඳ දත්ත	මෙම සතිය තුළ	පසුගිය සතිය තුළ
உரிமைப்பங்கு விபரங்கள்	இந்த வாரம்	கடந்த வாரம்

VALUE OF TURNOVER (Rs.)

පිරිවැටුමේ වටිනාකම	1,724,499,098	8,463,841,372
புரள்வின் பெறுமதி		
Domestic Purchases	1,149,236,459	5,020,678,927
දේශීය මිලදී ගැනීම්		
உள்நாட்டு கொள்வனவுகள்		
Domestic Sales	1,412,951,130	1,915,143,370
දේශීය විකිණීම්		
உள்நாட்டு விற்பனைகள்		
Foreign Purchases	575,262,640	3,443,162,445
විදේශීය මිලදී ගැනීම්		
வெளிநாட்டு கொள்வனவுகள்		
Foreign Sales	311,547,969	6,548,698,002
විදේශීය විකිණීම්		
வெளிநாட்டு விற்பனைகள்		

VOLUME OF TURNOVER (No.)

පිරිවැටුමේ ප්‍රමාණය	25,831,635	154,092,866
புரள்வின் அளவு		
Domestic	17,556,610	55,083,830
දේශීය		
உள்நாட்டு		
Foreign	8,275,025	99,009,036
විදේශීය		
வெளிநாட்டு		

TRADES (No.)

ගනුදෙනු සංඛ්‍යාව	7,394	11,152
வியாபாரம்		
Domestic	7,210	10,246
දේශීය		
உள்நாட்டு		
Foreign	184	906
විදේශීය		
வெளிநாட்டு		

Listed Companies (No.)

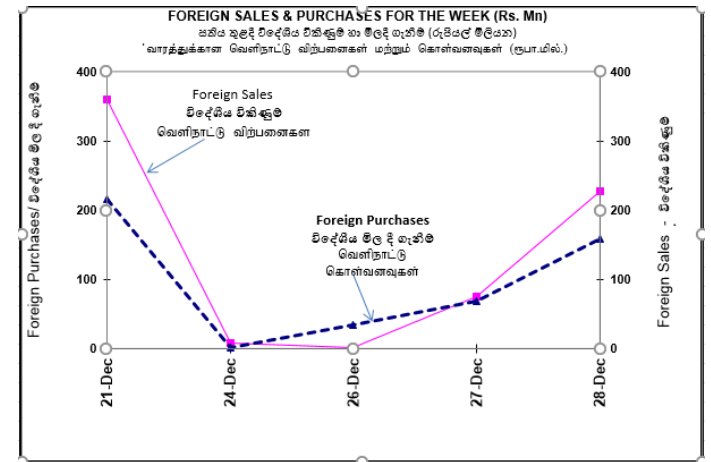
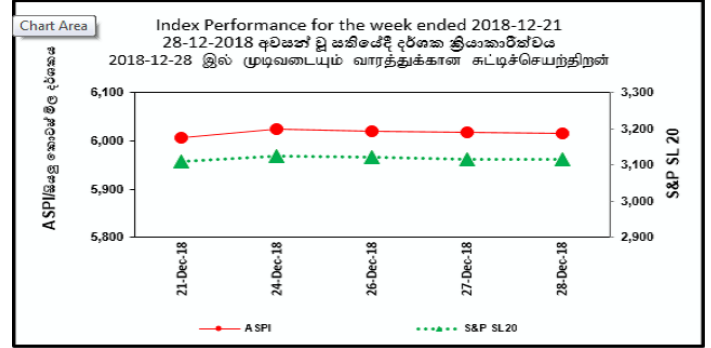
ලැයිස්තුවන සමාගම් සංඛ්‍යාව	297	297
பட்டியல் படுத்தப்பட்ட கம்பனிகள்		

Traded Companies (No.)

ගනුදෙනු කළ සමාගම් සංඛ්‍යාව	242	240
வியாபாரம் நிறைவுற்ற கம்பனிகள்		

Market Days

වෙළෙඳපොළ දින	4	5
சந்தை நாட்கள்		



EQUITY DETAILS கோடு சிவிடெட் உட்கிரைமெண்ட் விபரங்கள்	This Week மேல் சந்திரன் இந்த வாரம்	Prv. Week புது சந்திரன் கடந்த வாரம்	TOTAL TURNOVER (Rs.) / மொத்தப் புரள்வு	This Week மேல் சந்திரன் இந்த வாரம்	Prv. Week புது சந்திரன் கடந்த வாரம்
PER மேல் சந்திரன் அனுபவம் விவர உட்கிரைமெண்ட் விபரம்	9.59	9.57	Equity கோடு	1,724,499,098	8,463,841,372
PBV மேல் சந்திரன் அனுபவம் விவர புத்தகப் பெறுமதி விபரம்	1.17	1.17	Closed End Funds அனுபவம் அனுபவம்	750	68,245
DY மேல் சந்திரன் அனுபவம் பங்குலாப விவரம்	3.11	3.12	Corporate Debt கோடு	242,921	106,517,288
Market Capitalization (Rs.) மேல் சந்திரன் அனுபவம் சந்திரன் முத்திரை	2,822,024,817,176	2,817,529,335,838	Government Debt அனுபவம்	0	0

CLOSED END FUND DETAILS / அனுபவம் அனுபவம் சிவிடெட் உட்கிரைமெண்ட் /
முத்திரை விபரங்கள்

Volume of Turnover (No.) சிவிடெட் அனுபவம் புரள்வின் அளவு	100	9,346
Trades (No.) அனுபவம் அனுபவம் விவரம்	2	21
Funds Traded (No.) அனுபவம் அனுபவம் விவரம்	1	1

TOP 5 GAINERS / மேல் சந்திரன் அனுபவம் அனுபவம் அனுபவம் 05 / முத்திரை 5 அனுபவம் அனுபவம் அனுபவம்

Company	VWA Week Close (Rs.)	VWA Prv. Week Close (Rs.)	Change (Rs.)	Change %	High (Rs.)	Low (Rs.)	No of Shares	Turnover (Rs.)	No of Trades
கம்பனி	சந்திரன் முத்திரை	சந்திரன் முத்திரை	அனுபவம்	அனுபவம்	அனுபவம்	அனுபவம்	அனுபவம்	அனுபவம்	அனுபவம்
TESS AGRO [X]	.50	.40	0.10	25.00	.50	.40	1,309	644.50	7
AMANA LIFE	10.70	9.10	1.60	17.58	12.00	9.50	2,456	25,993.50	8
Softlogic Life	42.40	36.60	5.80	15.85	42.90	37.00	264,460	10,619,750.20	364
BPPL HOLDINGS	12.50	11.30	1.20	10.62	12.50	12.50	100	1,250.00	1
RENUKA HOLDINGS [X]	13.40	12.30	1.10	8.94	13.50	13.00	17,993	241,749.70	6

TOP 5 LOSERS / மேல் சந்திரன் அனுபவம் அனுபவம் அனுபவம் 05 / முத்திரை 5 அனுபவம் அனுபவம் அனுபவம்

Company	VWA Week Close (Rs.)	VWA Prv. Week Close (Rs.)	Change (Rs.)	Change %	High (Rs.)	Low (Rs.)	No of Shares	Turnover (Rs.)	No of Trades
கம்பனி	சந்திரன் முத்திரை	சந்திரன் முத்திரை	அனுபவம்	அனுபவம்	அனுபவம்	அனுபவம்	அனுபவம்	அனுபவம்	அனுபவம்
SELINSING	711.40	830.30	(118.90)	(14.32)	740.00	710.00	130	93,045.00	11
LANKA CERAMIC	130.90	149.50	(18.60)	(12.44)	131.00	130.50	110	14,394.50	4
KOTAGALA	6.70	7.50	(0.80)	(10.67)	7.40	6.60	40,972	277,430.30	49
ODEL PLC	25.00	27.30	(2.30)	(8.42)	27.10	25.00	200	5,213.00	5
THE FINANCE CO. [X]	1.10	1.20	(0.10)	(8.33)	1.20	1.10	60,179	66,812.50	25




INDICES COMPARISON FOR THE YEAR / அனுபவம் அனுபவம் அனுபவம் / அனுபவம் அனுபவம் அனுபவம்

	Today அனுபவம்	Year Open அனுபவம்	Year Highest அனுபவம்	Year Lowest அனுபவம்	Year Change % அனுபவம்
ASI	6,015.23	6,369.26	6,598.73	5,761.09	(5.56)
S&P SL 20	3,115.42	3,671.72	3,810.05	2,909.08	-15.15

RIGHTS ISSUES / சிலைகை சிகழுவல் / உரிமை வழங்கல்

COMPANY සමාගම கம்பனி	PROPORTION සමානුපාතය விகிதாசாரம்	EGM / PROV. ALLOTMENT විශේෂ මහා සභා රැස්වීම/கொடு ස් வெடிப்பு விசேட பொதுக்கூட்ட ம்	XR DATE දිනය திகதி	DESPATCH OF PROV. LETTER OF ALLOTMENT කොටස් ලබාදීමේ ලිපිය சிகழ கிடு ஒதுக்கலுக்கா ன கடிதம் அனுப்புதல்	TRADING OF RIGHTS COMMENCES ON சிலைகை சிகழுவல் ගනුදෙනුවීම ආරම්භ වන දිනය பங்குஉரிமைக ள் வர்த்தக ஆரம்பத்திகதி	RENUNCIATION ප්‍රතික්ෂේපය பொறுப்பளித்த ல்	LAST DATE OF ACCEPTANCE & PAYMENT පිළිගැනීම සහ ගෙවීම සඳහා අවසන් දිනය கொடுப்பனவு மற்றும் அனுமதிக்கப்படு ம் நுதித்திகதி.
Agalawatte Plantations PLC	Twenty One (21) new ordinary Voting Shares for every Four (04) ordinary Voting Shares.						Dates to be Notified
Issue Price Rs. 15.30 the purpose for which the proceeds are utilised: to part settle related party borrowings amounting to LKR 2008125000.00 obtained during the period from April 2017 to December 2017 for the purposes of settling AGAL's out standing bank borrowings statutory dues and funding working capital requirements existed during the period in concern.							
Blue Diamonds Jewellery Worldwide PLC	One (01) New Ordinary Voting share for every Four (04) Ordinary Voting & Non-Voting shares.						Dates to be Notified
Issue Price Rs. 01/= For Further details please visit https://cdn.cse.lk/cmt/upload_cse_announcements/1481519786206_.pdf							
Pelwatte Sugar Industries PLC	01 for 04	* The company informed that the Rights Issue would be delayed until the outcome of the proposed Act with regard to the acquisition of its land by the State is known.					
(Issue Price: Rs 18/= To raise capital considering that the net assets of the company is less than half of its stated capital.)							
Adam Capital PLC	02 for 01						Dates to be Notified
(Issue Price Rs. 1.50 the company seeks to utilize the proceeds of the said issue as investment into its subsidiaries in order of priority to enhance the working capital of such subsidiaries.)							
Adam Investments PLC	01 for 01						Dates to be Notified
(Issue Price Rs. 1.00 the company seeks to utilize the proceeds of the said issue as an investment into Adam Capital PLC Adam Apparel (Pvt) Ltd Network communications (Pvt) Ltd in order of priority to enhance the working capital of such companies after deduction of expenses pertationg to issue.)							
Asia Asset Finance PLC	Tranche 1- Three (03) new voting shares for Ten (10) shares. Tranche 2- Two (02) new voting shares for Ten (10) shares.						Dates to be Notified
(Issue Price Rs. 10.00 for the purpose of strengthening the tier 1 capital base of the Company in keeping with company's expansion and maintaining the new capital adequacy requirements as stipulated by the Central Bank of Sri Lank and to support the working capital requirements of the new Branch Operations which will be opened on a staggered basis.							
Hikkaduwa Beach Resorts PLC	Two (02) new Ordinary Shares for every Five (05) Ordinary Shares.						Dates to be Notified
Issue Price Rs. 3.90 per share For Further details please visit https://cdn.cse.lk/cmt/upload_cse_announcements/6831542603480_.pdf							

RIGHTS ISSUES ARE SUBJECT TO SHAREHOLDER APPROVAL AT A GENERAL MEETING / சிலைகை சிகழுவல் மொ சபா රැස්වීමකදී කොටස් හිසීමක් ලබාදෙන අනුමැතියට යටත් වේ. / සාහිසය வழங்கல் கல், பொதுக் கூட்டத்தில் பங்குதாரர்களின் அனுமதிக்கு அமைவானது. ලබාදෙන කොටස් හිසීමක් අනුමැතියට යටත් වේ. / குழுப்பணியில் அகணித்பில் சம்பந்திக்கப்பட்டாலன்றி, பங்குதாரர்களின் பொதுவான தீர்மானத்திற்கு அமைவானது.

	Announcements for the day දිනය සඳහා නිවේදනයන් குறித்த தினத்திற்கான அறிவித்தல்கள்		XC /XR/XD Falling Due on the next day එළඹෙන දිනයේදී ගෙවිය යුතු XC /XR/XD மறுதினம் உரிமை காலாவதியாகும் XC /XR/XD		Amended BOLD වෙනස්කිරීම திருத்த
--	--	---	---	---	---

WATCH LIST/වෙළුම් ලිස්ට්/வெட்சு லிஸ்ட்

Company	Initial Date of Transfer to the Default Board	Date of transfer to the Watch List	Reason
Miramar Beach Hotel PLC	9-Jun-08	1-Jan-18	Non Submission of Annual Reports for the F/Y Ended 31-MAR-2010 to 31-MAR-2017.
		1-Jan-18	Non submission of Financial Statements for the quarters ended 30-SEP-2010 to 31-MAR-2011 30-JUN-2012 to 30-SEP-2017
		21-Feb-18	Non submission of Financial Statements for the quarter ended 31-DEC-2017
		7-Jun-18	In terms of Rule 7.4 (c) (vii) of the CSE Listing Rules (Enforcement Rules) - Non-Submission of Interim Financial Statements for the quarter ended 31st March 2018.
		23-Aug-18	Non-submission of Interim Financial Statements for the quarter ended 30-JUN-2018.
		07- Sep-2018	Non Submission of Annual Report for the year ended 31-MAR-2018
		23-Nov-18	Non-submission of Interim Financial Statements for the quarter ended 30-SEP-2018.
Lanka Cement PLC	21-May-13	1-Jan-18	Non submission of Financial Statements for the quarters ended 30-SEP-2014 to 31-DEC-2016
		7-Jun-18	Non-Submission of Annual Report 2017.
		2-Jul-18	Non-Compliance with Corporate Governance Requirements in term of Rule 7.10 of the CSE Listing Rules.
		23-Aug-18	Non-submission of Interim Financial Statements for the quarter ended 30-JUN-2018.
		23-Nov-18	Non-submission of Interim Financial Statements for the quarter ended 30-SEP-2018.
Central Investments & Finance PLC	10-Sep-13	1-Jan-18	Non submission of Annual Report for the F/Y Ended 31-MAR-2013 to 31-MAR-2017.
		1-Jan-18	Non submission of Financial Statements for the quarters ended 30-SEP-2013 to 30-Sep-2017
		21-Feb-18	Non submission of Financial Statements for the quarter ended 31-DEC-2017
		7-Jun-18	Non submission of Financial Statements for the quarter ended 31-MAR-2018
		23-Aug-18	Non-submission of Interim Financial Statements for the quarter ended 30-JUN-2018.
		07- Sep-2018	Non Submission of Annual Report for the year ended 31-MAR-2018
		23-Nov-18	Non-submission of Interim Financial Statements for the quarter ended 30-SEP-2018.
PC House PLC	5-Jun-14	1-Jan-18	Non submission of Annual Report for the F/Y Ended 31-MAR-2014 to 31-MAR-2017.
		1-Jan-18	Non submission of Financial Statements for the quarter ended 31-DEC-2015 to 30-Sep-2017
		21-Feb-18	Non submission of Financial Statements for the quarter ended 31-DEC-2017
		7-Jun-18	Non submission of Financial Statements for the quarter ended 31-MAR-2018
		23-Aug-18	Non-submission of Interim Financial Statements for the quarter ended 30-JUN-2018.
		07- Sep-2018	Non Submission of Annual Report for the year ended 31-MAR-2018
		23-Nov-18	Non-submission of Interim Financial Statements for the quarter ended 30-SEP-2018.

WATCH LIST/වෙළුම් ලිස්ට්/வொட்ச் லிஸ்ட்

Company	Initial Date of Transfer to the Default Board	Date of transfer to the Watch List	Reason
PC Pharma PLC	5-Jun-14	1-Jan-18	Non submission of Annual Report for the F/Y Ended 31-MAR-2014 to 31-MAR-2017.
		1-Jan-18	Non submission of Financial Statements for the quarters ended 31-DEC-2015 to 30-Sep-2017
		21-Feb-18	Non submission of Financial Statements for the quarter ended 31-DEC-2017
		7-Jun-18	Non submission of Financial Statements for the quarter ended 31-MAR-2018
		23-Aug-18	Non-submission of Interim Financial Statements for the quarter ended 30-JUN-2018.
		07- Sep-2018	Non Submission of Annual Report for the year ended 31-MAR-2018
		23-Nov-18	Non-submission of Interim Financial Statements for the quarter ended 30-SEP-2018.
Entrust Securities PLC	26-Aug-16	1-Jan-18	Non submission of Annual Report for the F/Y Ended 31-MAR-2016 & 31-MAR-2017.
		11-Jan-18	In terms of Rule 7.5 (d) (1) (3) of the CSE Listing Rules (Enforcement Rules)- Modified Opinion in the Independent Auditor's Report on the Annual Report for the year ended 31st March 2016.
		07- Sep-2018	Non Submission of Annual Report for the year ended 31-MAR-2018
		23-Nov-18	Non-submission of Interim Financial Statements for the quarter ended 30-SEP-2018.
		24-Dec-2018	In terms of Rule 7.5 (d) (1) (3) of the CSE Listing Rules (Enforcement Rules)- Modified Opinion in the Independent Auditor's Report on the Audited Financial Statements for the year ended 31st March 2017.
Huejay International Investments PLC	27-Sep-16	1-Jan-18	Non-compliance of CSE Listing Rules in Annual Report 2016/2017
		2-Jul-18	Non-compliance with minimum public holding requirement in terms of Rule 7.13.1 of the CSE Listing Rules.
		2-Jul-18	Non-compliance with Corporate Governance Requirements in terms of Rule 7.10 of the CSE Listing Rules.
		23-Aug-18	Non-submission of Interim Financial Statements for the quarter ended 30-JUN-2018.
		07- Sep-2018	Non Submission of Annual Report for the year ended 31-MAR-2018
		23-Nov-18	Non-submission of Interim Financial Statements for the quarter ended 30-SEP-2018.
Swarnamahar Financial Services PLC	19-Jan-17	1-Jan-18	In view of several significant issues (which are set out in the SEC directive dated 18 th January 2017) the SEC has requested the CSE to transfer the securities of the company to the Default Board of the CSE with immediate effect until the company complies with Rules 7.10.2(a) 7.10.5(a) and 7.10.6(a) of the CSE Listing Rules.
		07-Sep-18	In terms of Rule 7.5 (d) (1) (3) of the CSE Listing Rules (Enforcement Rules)- Qualified Opinion in the Independent Auditor's Report on the Annual Report for the year ended 31st March 2018.

WATCH LIST/වෙළුම් ලිස්ට්/வெட்சு லிஸ்ட்

Company	Initial Date of Transfer to the Default Board	Date of transfer to the Watch List	Reason
Radiant Gems International PLC	19-Sep-17	07- Sep-2018	Non Submission of Annual Report for the year ended 31-MAR-2018
		23-Nov-18	Non-submission of Interim Financial Statements for the quarter ended 30-SEP-2018.
Standard Capital PLC	19-Sep-17	1-Jan-18	Non-Submission of Annual Report for the year ended 31-Mar-2017.
		07- Sep-2018	Non Submission of Annual Report for the year ended 31-MAR-2018
Adam Investments PLC		07- Sep-2018	Non Submission of Annual Report for the year ended 31-MAR-2018
		23-Nov-18	Non-submission of Interim Financial Statements for the quarter ended 30-SEP-2018.
Mackwoods Energy PLC	19-Sep-17	23-Mar-18	In terms of Rule 7.5 (c) (1) (3) of the CSE Listing Rules (Enforcement Rules)- Qualified Opinion in the Independent Auditor's Report on the Audited Financial Statements for the year ended 31 st March 2017.
		07- Sep-2018	Non Submission of Annual Report for the year ended 31-MAR-2018
		22-Oct-18	In terms of Rule 7.10.7 (c) of the CSE Listing Rules (Enforcement Rules)-Non-Compliance with Corporate governance Requirements.
Janashakthi PLC	-	4-Apr-18	In terms of Rule 7.5 (c) (1) (3) of the CSE Listing Rules (Enforcement Rules) – Qualified Opinion in the Independent Auditor's Report on the Audited Financial Statements for the year ended 31st March 2017
		2-Jul-18	Non-Compliance with Corporate Governance Requirements in term of Rule 7.10 of the CSE Listing Rules.
		07- Sep-2018	Non Submission of Annual Report for the year ended 31-MAR-2018
Asia Capital PLC	-	2-Jul-18	Non-Compliance with minimum public holding requirement in term of Rule 7.13.1. of the CSE Listing Rules.
		7-Sep-18	In terms of Rule 7.5 (d) (II) (3) of the CSE Listing Rules (Enforcement Rules) – Emphasis of matter on going concern in the Independent Auditor's Report on the Audited Financial Statements for the year ended 31st March 2018.
Arpico Finance Company PLC	-	2-Jul-18	Non-Compliance with minimum public holding requirement in term of Rule 7.13.1. of the CSE Listing Rules.
Industrial Asphalts (Ceylon) PLC	-	2-Jul-18	Non-Compliance with minimum public holding requirement in term of Rule 7.13.1. of the CSE Listing Rules.
Browns Beach Hotels PLC	-	2-Jul-18	Non-Compliance with minimum public holding requirement in term of Rule 7.13.1. of the CSE Listing Rules.
Commercial Development Company PLC	-	2-Jul-18	Non-Compliance with minimum public holding requirement in term of Rule 7.13.1. of the CSE Listing Rules.
Ceylon Printers PLC	-	2-Jul-18	Non-Compliance with minimum public holding requirement in term of Rule 7.13.1. of the CSE Listing Rules.
Distilleries Company of Sri Lanka PLC	-	2-Jul-18	Non-Compliance with minimum public holding requirement in term of Rule 7.13.1. of the CSE Listing Rules.

WATCH LIST/වෙළුම් ලිස්ට්/බොර்ட්ස් ලිස්ට්

Company	Initial Date of Transfer to the Default Board	Date of transfer to the Watch List	Reason
Goodhope PLC	-	2-Jul-18	Non-Compliance with minimum public holding requirement in term of Rule 7.13.1. of the CSE Listing Rules.
Lotus Hydro Power PLC	-	2-Jul-18	Non-Compliance with minimum public holding requirement in term of Rule 7.13.1. of the CSE Listing Rules.
Indo Malay PLC	-	2-Jul-18	Non-Compliance with minimum public holding requirement in term of Rule 7.13.1. of the CSE Listing Rules.
MTD Walkers PLC	-	2-Jul-18	Non-Compliance with minimum public holding requirement in term of Rule 7.13.1. of the CSE Listing Rules.
Kotmale Holdings PLC	-	2-Jul-18	Non-Compliance with minimum public holding requirement in term of Rule 7.13.1. of the CSE Listing Rules.
Madulsima Plantations PLC	-	2-Jul-18	Non-Compliance with minimum public holding requirement in term of Rule 7.13.1. of the CSE Listing Rules.
Morison PLC	-	2-Jul-18	Non-Compliance with minimum public holding requirement in term of Rule 7.13.1. of the CSE Listing Rules.
Office Equipment PLC	-	2-Jul-18	Non-Compliance with minimum public holding requirement in term of Rule 7.13.1. of the CSE Listing Rules.
Paragon Ceylon PLC	-	2-Jul-18	Non-Compliance with minimum public holding requirement in term of Rule 7.13.1. of the CSE Listing Rules.
Property Development PLC	-	2-Jul-18	Non-Compliance with minimum public holding requirement in term of Rule 7.13.1. of the CSE Listing Rules.
Selinsing PLC	-	2-Jul-18	Non-Compliance with minimum public holding requirement in term of Rule 7.13.1. of the CSE Listing Rules.
Shalimar (Malay) PLC	-	2-Jul-18	Non-Compliance with minimum public holding requirement in term of Rule 7.13.1. of the CSE Listing Rules.
Serendib Land PLC	-	2-Jul-18	Non-Compliance with minimum public holding requirement in term of Rule 7.13.1. of the CSE Listing Rules.
Abans Finance PLC	-	2-Jul-18	Non-Compliance with minimum public holding requirement in term of Rule 7.13.1. of the CSE Listing Rules.
AMW Capital Leasing and Finance PLC	-	2-Jul-18	Non-Compliance with minimum public holding requirement in term of Rule 7.13.1. of the CSE Listing Rules.
Commercial Leasing and Finance PLC	-	2-Jul-18	Non-Compliance with minimum public holding requirement in term of Rule 7.13.1. of the CSE Listing Rules.
Brac Lanka Finance PLC	-	2-Jul-18	Non-Compliance with minimum public holding requirement in term of Rule 7.13.1. of the CSE Listing Rules.

WATCH LIST/වෘත්ත ලිපි/බොරු සටහන්

Company	Initial Date of Transfer to the Default Board	Date of transfer to the Watch List	Reason
Odel PLC	-	2-Jul-18	Non-Compliance with minimum public holding requirement in term of Rule 7.13.1. of the CSE Listing Rules.
Senkadagala Finance PLC	-	2-Jul-18	Non-Compliance with minimum public holding requirement in term of Rule 7.13.1. of the CSE Listing Rules.
Ambeon Capital PLC (Taprobane Holdings PLC)	-	2-Jul-18	Non-Compliance with minimum public holding requirement in term of Rule 7.13.1. of the CSE Listing Rules.
Trade Finance and Investments PLC	-	2-Jul-18	Non-Compliance with minimum public holding requirement in term of Rule 7.13.1. of the CSE Listing Rules
People's Merchant Finance PLC	-	17-July-2018	In terms of Rule 7.5 (c) (II) (3) of the CSE Listing Rules (Enforcement Rules) – Emphasis of matter on going concern in the Independent Auditor's Report on the Audited Financial Statements for the year ended 31st March 2018.
		17-Aug-2018	In terms of Rule 7.10.7 (c) of the CSE Listing Rules (Enforcement Rules) – Non-Compliance with Corporate governance Requirements.
Merchant Bank of Sri Lanka and Finance PLC	-	17- July -2018	In terms of Rule 7.5 (c) (II) (3) of the CSE Listing Rules (Enforcement Rules) – Emphasis of matter on going concern in the Independent Auditor's Report on the Audited Financial Statements for the year ended 31st December 2017.
Lanka Hospital Corporation PLC	-	08- Aug -2018	Non-Compliance with minimum public holding requirement in term of Rule 7.13.1. of the CSE Listing Rules.
Aitken Spence Plantation Managements PLC	-	08- Aug -2018	Non-Compliance with minimum public holding requirement in term of Rule 7.13.1. of the CSE Listing Rules.
Mercantile Investments and Finance PLC	-	08- Aug -2018	Non-Compliance with minimum public holding requirement in term of Rule 7.13.1. of the CSE Listing Rules.
The Finance Company PLC	-	17- Aug -2018	Qualified Opinion in the Independent Auditor's Report on the Audited Financial Statements for the year ended 31st March 2018.
Lucky Lanka Milk Processing Company PLC	-	07- Sep-2018	Non Submission of Annual Report for the year ended 31-MAR-2018
		19-Sep-2018	In terms of Rule 7.10.7 (c) of the CSE Listing Rules (Enforcement Rules) – Non-Compliance with Corporate Governance Requirements.
		23-Nov-18	Non-submission of Interim Financial Statements for the quarter ended 30-SEP-2018.
Hotel Developers (Lanka) PLC	-	04- Sep -2018	Non-Compliance with minimum public holding requirement in term of Rule 7.13.1. of the CSE Listing Rules.
Pelwatte Sugar Industries PLC	-	04- Sep -2018	Non-Compliance with minimum public holding requirement in term of Rule 7.13.1. of the CSE Listing Rules.

WATCH LIST/වෙළුම් ලිස්ට්/வொட்ச் லிஸ்ட்

Company	Initial Date of Transfer to the Default Board	Date of transfer to the Watch List	Reason
Sierra Cables PLC	-	07-Sep-2018	In terms of Rule 7.5 (d) (II) (3) of the CSE Listing Rules (Enforcement Rules) – Emphasis of matter on going concern in the Independent Auditor’s Report on the Audited Financial Statements for the year ended 31st March 2018.
Sinhaputhra Finance PLC	-	07-Nov-2018	In terms of Rule 7.5 (d) (II) (3) of the CSE Listing Rules (Enforcement Rules) – Emphasis of matter on going concern in the Independent Auditor’s Report on the Audited Financial Statements for the year ended 31st March 2018.
Singhe Hospitals PLC	-	26-Sep-2018	“In terms of Rule 7.5 (d) (II) (3) of the CSE Listing Rules (Enforcement Rules) – Emphasis of matter on going concern in the Independent Auditor’s Report on the Audited Financial Statements for the year ended 31st March 2018.”
Ceylon & Foreign Trades PLC	-	07-Sep-2018	Non Submission of Annual Report for the year ended 31-MAR-2018
		23-Nov-18	Non-submission of Interim Financial Statements for the quarter ended 30-SEP-2018.
Adam Capital PLC	-	07-Sep-2018	Non Submission of Annual Report for the year ended 31-MAR-2018
		23-Nov-18	Non-submission of Interim Financial Statements for the quarter ended 30-SEP-2018.
City Housing and Real Estate Company PLC	-	10-Sep-2018	In terms of Rule 7.5 (d) (I) (3) of the CSE Listing Rules (Enforcement Rules)- Qualified Opinion in the Independent Auditor’s Report on the Annual Report for the year ended 31st March 2018.
HVA Foods PLC (HVA)	-	13-Sep-2018	“In terms of Rule 7.5 (d) (I) (3) of the CSE Listing Rules (Enforcement Rules) - Qualified Opinion in the Independent Auditor’s Report on the Audited Financial Statements for the year ended 31st March 2018.
Mercantile Shipping Company PLC (MSL)	-	13-Sep-2018	“In terms of Rule 7.5 (d) (I) (3) of the CSE Listing Rules (Enforcement Rules) - Qualified Opinion in the Independent Auditor’s Report on the Audited Financial Statements for the year ended 31st March 2018.
LOLC Finance PLC	-	07-Nov-2018	The securities of the above company have been transferred to Watch List with effective from 7th November 2018 due to Non-Compliance with Minimum Public Holding Requirement in terms of Rule 7.13.1 of the CSE Listing Rules.
East West Properties PLC (EAST)	-	12-Dec-2018	- In terms of Rule 7.5 (d) (II) (3) of the CSE Listing Rules (Enforcement Rules) – Emphasis of matter on going concern in the Independent Auditor’s Report on the Audited Financial Statements for the year ended 31st March 2018.
Anilana Hotels and Properties PLC	-	14-Dec-2018	In terms of Rules 7.5(d) (I) (3) and 7.5 (d) (II) (3) of the CSE Listing Rules (Enforcement Rules) – Modified Audit Opinion and Emphasis of matter on going concern in the Independent Auditor’s Report on the Audited Financial Statements for the year ended 31st March 2018.

NARRATION CHANGE-ENTRUST SECURITIES PLC

In terms of Rule 7.5 (d) (I) (3) of the CSE Listing Rules (Enforcement Rules)- Modified Opinion in the Independent Auditor's Report on the Annual Report for the year ended 31st March 2016..

In terms of Rule 7.5 (d) (I) (3) of the CSE Listing Rules (Enforcement Rules)- Modified Opinion in the Independent Auditor's Report on the Audited Financial Statements for the year ended 31st March 2017.

DEALING SUSPENDED COMPANIES/ගනුදෙනු කිරීම අත්හිටුවා ඇති සමාගම්/ கொடுக்கல்வாங்கல் நிறுத்தி வைக்கப்பட்டுள்ள கம்பனிகள்

COMPANY සමාගම கம்பனி	EFFECTIVE DATE වලංගු දිනය செல்லுபடியாகும் திகதி	REASON හේතුව காரணம்
Vanik Incorporation PLC	06-Oct-2008	Trading suspended pursuant to a request made by the company based on the Stay Order issued on 21 st November 2008 on the winding up order dated 3 rd October 2008 issued by the District Court of Colombo in Case No.84/CO.
Hotel Developers (Lanka) PLC	11-Nov-2011	Vested with the state in terms of Revival of Underperforming Enterprises or Underutilized Assets Act No.43 of 2011.
Pelwatte Sugar Industries PLC(Under Liquidation)	11-Nov-2011	Vested with the state in terms of Revived of Underperforming Enterprises or Underutilized Assets Act No.43 of 2011.
Touchwood Investments PLC (Under Liquidation)	05-Jun-2014	Dealing suspended due to Winding up order issued by the Colombo Commercial High Court.
Orient Garments PLC	06-Apr-2016	Dealing suspended pursuant to the appointment of a Provisional Liquidator.

TRADING SUSPENDED COMPANIES/වෙළෙඳපොළ ගනුදෙනු කිරීම අත්හිටුවා ඇති සමාගම්/ வியாபாரம் நிறுத்தி வைக்கப்பட்டுள்ள கம்பனிகள்

COMPANY සමාගම கம்பனி	EFFECTIVE DATE වලංගු දිනය செல்லுபடியாகும் திகதி	REASON හේතුව காரணம்
Miramar Beach Hotel PLC	26-Feb-2015	Trading in shares of MIRA has been suspended with effect from 26 th February 2015 as per the Directive issued by the SEC on 26 th January 2015.
	02-Apr-2018	Trading suspended in terms Rule 7.4 (c) (vii) and Rule 7.5 (e) (7) of the CSE Listing Rules (Enforcement Rules).

Entrust Securities PLC	5-Jan-2016	Trading has been suspended pending clarification regarding the current status of the company
	02-Apr- 2018	Trading suspended in terms Rule 7.5 (e) (7) of the CSE Listing Rules (Enforcement Rules).
	12-Jul-2018	Trading suspended in terms of Rule 7.5 (d) (I) (9) of the CSE Listing Rules (Enforcement Rules) - Qualified Opinion in the Independent Auditor's Report on the Audited Financial Statements for the year ended 31st March 2016.
PC House PLC	02-Apr- 2018	Trading suspended in terms Rule 7.4 (c) (vii) and Rule 7.5 (e) (7) of the CSE Listing Rules (Enforcement Rules).
PC Pharma PLC	02-Apr- 2018	Trading suspended in terms Rule 7.4 (c) (vii) and Rule 7.5 (e) (7) of the CSE Listing Rules (Enforcement Rules).
Standard Capital PLC	02-Apr- 2018	Trading suspended in terms Rule 7.5 (e) (7) of the CSE Listing Rules (Enforcement Rules).
Swarnamahar Financial Services PLC	2-Jul-2018	Trading suspended in terms of CSE Listing Rule 7.10.7 (i) due to Non Compliance with Corporate Governance Rules 7.10.2 (a), 7.10.5 (a), 7.10.6 (a). (Enforcement Rules)
Mackwoods Energy PLC	25-Sep-2018	Trading suspended in terms of Rule 7.5 (d) (I) (9) of the CSE Listing Rules (Enforcement Rules) - Qualified Opinion in the Independent Auditor's Report on the Audited Financial Statements for the year ended 31st March 2017.
	10-Dec-2018	Trading suspended in terms of Rule 7.5 (e) (7) of the CSE Listing rules (Enforcement Rules) - Non-submission of the Annual Report for the year ended 31st March 2018.
Janashakhi PLC	4-Oct-2018	Trading suspended in terms Rule 7.5 (d) (I) (9) of the CSE Listing Rules (Enforcement Rules) - Qualified Opinion in the Independent Auditor's Report on the Audited Financial Statements for the year ended 31st March 2017..
	10-Dec-2018	Trading suspended in terms of Rule 7.5 (e) (7) of the CSE Listing rules (Enforcement Rules) - Non-submission of the Annual Report for the year ended 31st March 2018.
Central Investments & Finance PLC	23-Nov-2017	Trading has been suspended pursuant to the disclosure published by the Central Bank of Sri Lanka on 23 rd November 2017.
	02-Apr- 2018	Trading suspended in terms Rule 7.4 (c) (vii) and Rule 7.5 (e) (7) of the CSE Listing Rules. (Enforcement Rules)
Lanka Cement PLC	7-Sep-2018	Trading suspended in terms of Rule 7.5 (e) (7) of the CSE Listing Rules (Enforcement Rules) - Non- Submission of Annual Report for the year ended 31st December 2017
	26-Nov-2018	Trading suspended in terms of Rule 7.4 (c) (vii) of the CSE Listing Rules (Enforcement Rules) - Non-submission of Interim Financial Statements for the quarter ended 30th June 2018.

TRADING SUSPENDED COMPANIES/වෙළෙඳපොළ ගනුදෙනු කිරීම අත්හිටුවා ඇති සමාගම්/ வியாபாரம் நிறுத்தி வைக்கப்பட்டுள்ள கம்பனிகள்

COMPANY සමාගම கம்பனி	EFFECTIVE DATE වලංගු දිනය செல்லுபடியாகும் திகதி	REASON හේතුව காரணம்
Huejay International Investments PLC	26-Nov-2018	Trading suspended in terms of Rule 7.4 (c) (vii) of the CSE Listing Rules (Enforcement Rules) - Non-submission of Interim Financial Statements for the quarter ended 30th June 2018.
	10-Dec-2018	Trading suspended in terms of Rule 7.5 (e) (7) of the CSE Listing rules (Enforcement Rules)- Non-submission of the Annual Report for the year ended 31st March 2018.

Adam Investments PLC	10-Dec-2018	Trading suspended in terms of Rule 7.5 (e) (7) of the CSE Listing rules (Enforcement Rules) - Non-submission of the Annual Report for the year ended 31st March 2018
Ceylon & Foreign Trades PLC	10-Dec-2018	Trading suspended in terms of Rule 7.5 (e) (7) of the CSE Listing rules (Enforcement Rules) - Non-submission of the Annual Report for the year ended 31st March 2018.
Lucky Lanka Milk Processing Company PLC	10-Dec-2018	Trading suspended in terms of Rule 7.5 (e) (7) of the CSE Listing rules (Enforcement Rules) - Non-submission of the Annual Report for the year ended 31st March 2018.
Adam Capital PLC	10-Dec-2018	Trading suspended in terms of Rule 7.5 (e) (7) of the CSE Listing rules (Enforcement Rules) - Non-submission of the Annual Report for the year ended 31st March 2018.
Radiant Gems International PLC	10-Dec-2018	Trading suspended in terms of Rule 7.5 (e) (7) of the CSE Listing rules (Enforcement Rules) - Non-submission of the Annual Report for the year ended 31st March 2018.

LISTED COMPANIES - NOTICE OF ANNUAL GENERAL MEETINGS(AGM)/ලැයිස්තුගත සමාගම් - වාර්ෂික මහා සභා රැස්වීම් පිළිබඳ නිවේදනය/பட்டியல் படுத்தப்பட்ட கம்பனிகள் - ஆண்டுப் பொதுக்கூட்ட அறிவித்தல்க

COMPANY සමාගම කம்பනි	DATE දිනය திகதி	VENUE ස්ථානය இடம்	TIME වේලාව நேரம்
East West Properties PLC	17-01-2019	"Grand Oriental Hotel, No. 1, York Street, Colombo 01.	03.00 p.m.
Blue Diamonds Jewellery Worldwide PLC	28-01-2019	Hotel Good wood Plaza (PVT) Ltd, Canada Friendship Road, Katunayake.	09.00 a.m.
DFCC Bank PLC*	28-03-2019	Cinnamon Lakside No. 115 Sir Chittampalam A Gardiner Mawatha Colombo 02.	10.00 a.m.
HNB Assurance PLC*	28-03-2019	Auditorium of Level 22 "HNB Towers" at No. 479 T B Jayah Mawatha Colombo 10.	10.00 a.m.
Commercial Bank of Ceylon PLC	28-03-2019	To be notified.	03.00 p.m.
Pan Asia Banking Corporation PLC	29-03-2019	To be notified.	09.30 a.m.
Sampath Bank PLC	29-03-2019	To be notified.	09.30 a.m.
Hatton National Bank PLC	29-03-2019	Auditorium on Level 22 "HNB Towers" at No. 479 T. B. Jayah Mawatha Colombo 10.	10.00 a.m.

*Tentative

LISTED COMPANIES – NOTICE OF EXTRAORDINARY GENERAL MEETINGS (EGM)/ලැයිස්තුගත සමාගම් - විශේෂ මහා සභා රැස්වීම් පිළිබඳ නිවේදනය/பட்டியல் படுத்தப்பட்ட கம்பனிகள் - விசேட பொதுக்கூட்ட அறிவித்தல்கள் 11.02.19

COMPANY	DATE	VENUE	TIME
---------	------	-------	------

COMPANY සමාගම කம்பනි	NAME OF DIRECTOR අධ්‍යක්ෂකගේ නම இயக்குநர் பெயர்	NATURE OF THE DIRECTORSHIP අධ්‍යක්ෂක තනතුරේ ස්වභාවය இயக்குநர் பதவியின் தன்மை	NATURE OF TRANSACTION ගනුදෙනුවේ ස්වභාවය பரிமாற்றத்தின் தன்மை	ANNOUNCEMENT RECEIVED DATE නිවේදනය ලැබුනදිනය அறிவித்தல் பெற்றுக் கொள்ளப்பட்ட திகதி
National Development Bank PLC	Mr. M. Fernando	Non-Executive Director (Mrs. K Fernando - Spouse of Mr. M.Fernando)	Acquisition	24-12-2018
The Colombo Fort Land & Building PLC	Mr. A. Rajaratnam	Non-Executive Director	Acquisition	26-12-2018
Marawila Resorts PLC	Mr. A. Rajaratnam	Non-Executive Director	Disposal	26-12-2018
York Arcade Holdings PLC	Mr. A. Rajaratnam	Non-Executive Director	Disposal	26-12-2018
Commercial Bank of Ceylon PLC	Mrs. S.T. Wijehewa spouse of Mr. S. Swarnajothi	Non Executive/Independent Director	Purchase	27-12-2018
Vidullanka PLC	Mr. R. Sangani	Managing Director	Purchase	28-12-2018

CHANGE OF DIRECTORATES / අධ්‍යක්ෂක මණ්ඩල වෙනස්වීම් / இயக்குநர் சபை மாற்றங்கள்
APPOINTMENTS / පත් කිරීම් / நியமனங்கள்

NAME OF DIRECTOR අධ්‍යක්ෂකගේ නම இயக்குநர் பெயர்	DESIGNATION තනතුර புதவி	COMPANY සමාගම කம்பනි	EFFECTIVE DATE වලංගු දිනය செல்லுபடியாகும் திகதி
Mr. P. Schaffter	Non-Independent Non-Executive Directors	Dunamis Capital PLC	21-12-2018
Mr. R. Schaffter			
Mr. P. Schaffter	Non-Independent Non-Executive Directors	Kelsey Developments PLC	21-12-2018
Mr. R. Schaffter			
Mr. P. Schaffter	Non-Independent Non-Executive Directors	First Capital Holdings PLC	21-12-2018
Mr. R. Schaffter			
Ms. F.P.L. Lima	Non-Independent Non-Executive Director	Softlogic Life Insurance PLC	21-12-2018
Mr. K.S.V. Fernando	Independent, Non-Executive Directors	MTD Walkers PLC	27-12-2018
Mr. Y. Sathiyaseelan			

RESIGNATIONS / දඬුවම් / இராஜினாமாக்கள்

NAME OF DIRECTOR අධ්‍යක්ෂකගේ නම இயக்குநர் பெயர்	DESIGNATION තනතුර புதவி	COMPANY සමාගම කம்பනි	EFFECTIVE DATE වලංගු දිනය செல்லுபடியாகும் திகதி
Dr. P. Ramanujam	Independent, Non-Executive Director	Senkadagala Finance PLC	12-12-2018
Mr. Y. Kanagasabai	Independent Non-Executive Director	Union Bank of Colombo PLC	31-12-2018

Price changes during the week 24-12-2018 to 28-12-2018

සතිය තුළ මිල වෙනස්වීම්

වාර්ෂිකවලට වටිනාකමක් ඇති අයුරු

Company Name	Prv. Week's Close Price (Rs.)	Cur. Week's Close Price (Rs.)	Highest Price (Rs.)	Lowest Price (Rs.)	Change in Price During the week(Rs.)	Trade Volume (No.)	Share Volume (No.)	Turnover (Rs.)	52 Week Highest Price(Rs.)	52 Week Lowest Price(Rs.)
සමාගමේ නම	පෙර සතියේ සමාජන මිල	මේ සතියේ සමාජන මිල	ඉහළම මිල	පහළම මිල	සතිය තුළදී මිල වෙනස් වීම	ගනුදෙනු ප්‍රමාණය	කොටස් ප්‍රමාණය	පිරිවැටුම	සති 52 තුළ ඉහළම මිල	සති 52 තුළ පහළම මිල
කම්පනි பெயர்	முன்னைய வார இறுதி நிறைவு விலை	இவ்வார இறுதி நிறைவு விலை	உயர்ந்த விலை	குறைந்த விலை	வாரத்தின் விலை அசைவு	வியாபார அளவுகள்	பங்குகளின் அளவு	புரள்வு	52வார உயர் விலை	52வார குறைந்த விலை

BANKS FINANCE AND INSURANCE

MAIN BOARD

A I A INSURANCE	1,703.80	1,667.60	1,710.00	1,648.00	(36.20)	71	378	630,523.80	1,990.00	320.00
ALLIANCE	58.80	57.60	59.50	57.20	(1.20)	10	1,144	65,502.00	74.00	56.50
ASIA ASSET	0.90	0.90	1.00	0.90	0.00	59	203,100	182,806.70	1.50	0.80
CDB	82.60	83.00	83.00	82.00	0.40	2	101	8,382.00	94.00	63.00
CDB[NON-VOTING]	70.20	70.00	70.00	70.00	(0.20)	1	224	15,680.00	82.50	56.00
CENTRAL FINANCE	89.70	90.00	91.50	89.00	0.30	33	57,303	5,155,629.40	110.00	87.00
CEYLINCO INS.	1,990.00	1,990.00	1,990.00	0.00	0.00	5	400,072	765,143,280.00	2,100.00	0.00
CEYLINCO INS.[NON-VOTING]	950.00	950.00	950.00	950.00	0.00	6	200	190,000.00	1,078.80	825.00
COMMERCIAL BANK	115.50	115.00	115.90	114.80	(0.50)	109	483,017	55,552,593.20	142.50	107.50
COMMERCIAL BANK[NON-VOTING]	95.10	96.60	97.00	95.60	1.50	11	792	76,387.30	110.00	88.00
DFCC BANK PLC	90.00	93.30	95.00	90.50	3.30	25	2,811	264,095.90	124.70	87.00
FIRST CAPITAL	30.00	29.00	30.50	29.00	(1.00)	36	93,872	2,801,471.40	37.40	24.50
HDFC	26.00	26.00	27.40	26.00	0.00	19	3,572	93,685.80	36.50	23.00
HNB	211.00	214.10	216.00	214.00	3.10	17	369	79,263.50	257.50	200.00
HNB[NON-VOTING]	166.00	168.10	168.50	165.50	2.10	21	3,672	612,918.10	200.00	150.00
HNB ASSURANCE	126.00	133.30	135.00	126.00	7.30	144	28,828	3,802,132.40	135.00	72.20
JANASHAKTHI INS.	29.20	29.60	30.00	29.00	0.40	301	459,890	13,638,618.00	33.50	15.70
L O L C HOLDINGS	87.00	89.90	90.00	87.10	2.90	13	2,677	238,366.70	138.00	82.40
LANKA VENTURES	42.00	42.10	42.10	42.00	0.10	6	88,740	3,735,810.00	55.50	38.20
LB FINANCE	122.10	123.00	123.00	120.20	0.90	5	3,191	388,419.80	132.00	110.00
NAT. DEV. BANK	105.20	105.00	107.50	105.00	(0.20)	130	218,432	22,957,236.90	141.40	98.00
NATION LANKA	0.60	0.60	0.70	0.60	0.00	23	64,601	40,921.00	1.40	0.60
NATIONS TRUST	88.10	90.00	90.50	88.00	1.90	46	101,468	9,132,141.50	93.00	77.00
PAN ASIA	14.90	14.50	15.00	13.80	(0.40)	21	17,863	259,682.00	17.60	13.00
PEOPLE'S INS	19.00	18.90	19.50	18.90	(0.10)	28	16,102	305,852.50	24.00	18.70
PEOPLES LEASING	16.30	16.30	16.50	16.20	0.00	95	87,434	1,430,829.90	17.30	13.90
S M B LEASING	0.50	0.50	0.60	0.40	0.00	33	1,060,933	530,575.30	0.80	0.40
S M B LEASING[NON-VOTING]	0.30	0.30	0.30	0.30	0.00	3	1,115	334.50	0.30	0.20
SAMPATH	235.30	235.00	235.00	233.40	(0.30)	180	67,984	15,957,209.80	335.50	218.00
SANASA DEV. BANK	74.90	73.00	74.90	72.50	(1.90)	41	7,248	528,327.40	112.90	70.00
SEYLAN BANK	78.10	78.00	82.40	78.00	(0.10)	33	79,673	6,341,289.20	94.80	64.10
SEYLAN BANK[NON-VOTING]	45.10	44.90	46.50	44.80	(0.20)	47	54,224	2,440,862.30	59.00	37.00
SINGER FINANCE	13.90	13.90	13.90	13.60	0.00	7	4,111	56,641.90	17.00	12.50
UNION BANK	11.50	11.10	11.70	11.10	(0.40)	68	80,643	907,516.70	15.80	10.70
VALLIBEL FINANCE	68.70	68.70	68.80	68.80	0.00	3	80	5,504.00	75.90	60.00

DIRI SAVI BOARD

AMANA BANK	3.10	3.10	3.10	3.00	0.00	12	43,257	134,051.70	3.70	3.00
AMANA LIFE	9.10	10.70	12.00	9.50	1.60	8	2,456	25,993.50	13.50	1.00
AMANA TAKAFUL	6.60	6.40	6.60	6.40	(0.20)	24	5,872	37,847.00	9.40	0.60
ARPICO INSURANCE	18.30	18.00	18.80	17.80	(0.30)	57	30,760	558,207.90	20.00	15.50
BIMPUTH FINANCE	32.30	30.50	32.00	30.50	(1.80)	9	1,324	40,386.50	49.70	26.50
COM.CREDIT	29.90	29.90	29.80	29.80	0.00	1	1	29.80	45.10	0.00
DIALOG FINANCE	43.00	44.50	44.90	43.00	1.50	7	1,571	69,054.90	78.70	22.00
ORIENT FINANCE	15.00	15.50	16.50	15.40	0.50	288	367,355	5,836,613.50	21.70	10.50
PRIME FINANCE	18.10	18.10	18.40	18.20	0.00	4	31	564.40	24.30	14.40
SOFTLOGIC CAP	6.20	6.10	6.20	6.00	(0.10)	19	53,005	318,885.10	6.40	4.30
SOFTLOGIC FIN	26.40	27.60	27.90	25.00	1.20	10	357	9,473.80	40.00	22.90
Softlogic Life	36.60	42.40	42.90	37.00	5.80	364	264,460	10,619,750.20	42.90	20.50
UNION ASSURANCE	342.80	346.10	349.50	337.10	3.30	55	3,658	1,252,028.50	364.00	134.00

WATCH LIST

ABANS FINANCIAL	17.60	17.90	17.90	17.00	0.30	5	415	7,415.00	25.50	16.20
ARPICO	150.00	150.00	153.00	153.00	0.00	1	1	153.00	178.40	140.00
ASIA CAPITAL	6.70	6.30	6.60	6.20	(0.40)	6	447	2,899.40	10.40	5.90

Price changes during the week 24-12-2018 to 28-12-2018

සතිය තුළ මිල වෙනස්වීම්

வாரத்துக்கான விலை அசைவுகள்

Company Name	Prv. Week's Close Price (Rs.)	Cur. Week's Close Price (Rs.)	Highest Price (Rs.)	Lowest Price (Rs.)	Change in Price During the week(Rs.)	Trade Volume (No.)	Share Volume (No.)	Turnover (Rs.)	52 Week Highest Price(Rs.)	52 Week Lowest Price(Rs.)
සමාගමේ නම	පෙර සතිසේ සමාජන මිල	මේ සතිසේ සමාජන මිල	ඉහළම මිල	පහළම මිල	සතිය තුළදී මිල වෙනස් වීම	ගනුදෙනු ප්‍රමාණය	කොටස් ප්‍රමාණය	පිරිවැටුම	සති 52 තුළ ඉහළම මිල	සති 52 තුළ අවම මිල
கம்பனி பெயர்	முன்னைய வார இறுதி நிறைவு விலை	இவ்வார இறுதி நிறைவு விலை	உயர்ந்த விலை	குறைந்த விலை	வாரத்தின் விலை அசைவு	வியாபார அளவுகள்	பங்குகளின் அளவு	புரள்வு	52வார உயர் விலை	52வார குறைந்த விலை

BANKS FINANCE AND INSURANCE

WATCH LIST

COMM LEASE & FIN	2.60	2.60	2.70	2.60	0.00	4	1,013	2,635.10	3.10	1.90
LOLC FINANCE	3.70	3.50	3.70	3.50	(0.20)	11	4,202	14,827.20	4.20	3.00
MERCHANT BANK	8.50	9.00	9.10	8.60	0.50	171	225,035	2,010,398.20	14.70	7.40
PEOPLE'S MERCH	10.80	11.00	12.40	10.70	0.20	14	736	8,453.20	14.00	8.20
SINHAPUTHRA FIN	8.50	8.80	8.80	8.00	0.30	31	10,447	86,791.00	12.80	7.50
THE FINANCE CO.	2.10	2.10	2.30	2.10	0.00	23	25,024	52,752.60	5.70	2.00
THE FINANCE CO.[NON-VOTING]	1.20	1.10	1.20	1.10	(0.10)	25	60,179	66,812.50	2.60	0.90
TRADE FINANCE	58.00	60.90	64.00	56.20	2.90	11	266	15,872.10	75.00	42.00

BEVERAGE FOOD AND TOBACCO

MAIN BOARD

BAIRAHA FARMS	124.10	128.00	128.00	123.90	3.90	22	2,064	258,509.20	152.00	115.00
CARGILLS	200.00	200.00	201.00	196.00	0.00	9	15,102	3,020,393.10	210.00	180.00
CEYLON TOBACCO	1,424.00	1,401.60	1,450.00	1,400.00	(22.40)	14	379	532,216.00	1,500.00	0.00
COLD STORES	720.00	720.00	720.10	720.10	0.00	1	1	720.10	1,000.00	700.00
CONVENIENCE FOOD	450.00	450.00	475.00	410.00	0.00	4	19	8,319.40	570.00	327.00
LION BREWERY	555.00	565.00	570.00	560.00	10.00	12	664	376,134.30	679.00	0.00
NESTLE	1,690.40	1,690.40	1,700.10	1,685.00	0.00	9	111	188,255.20	1,899.00	1,600.00
RENUKA AGRI	2.00	2.10	2.20	2.00	0.10	38	939,333	1,970,199.30	2.60	1.80
RENUKA FOODS	13.20	13.00	13.10	13.00	(0.20)	2	400	5,200.70	20.00	10.50
RENUKA FOODS[NON-VOTING]	10.50	10.50	10.00	10.00	0.00	1	20	200.00	17.00	8.00
TEA SMALLHOLDER	26.00	26.00	25.50	23.70	0.00	5	64	1,628.40	40.00	21.00
THREE ACRE FARMS	102.00	101.00	102.00	99.00	(1.00)	37	9,701	973,220.00	120.00	0.00

DIRI SAVI BOARD

DILMAH CEYLON	619.80	619.80	580.00	580.00	0.00	5	11	6,380.00	630.00	530.00
HARISCHANDRA	1,499.50	1,499.50	1,450.00	1,450.00	0.00	2	5	7,250.00	1,599.00	1,057.10
KEELLS FOOD	134.00	134.00	140.00	121.00	0.00	6	118	15,831.00	149.00	121.00
RAIGAM SALTERNS	2.00	2.00	2.10	2.00	0.00	15	41,811	83,627.10	2.50	1.80

WATCH LIST

DISTILLERIES	16.20	16.30	16.90	16.20	0.10	35	38,571	628,586.70	35.00	15.80
HVA FOODS	4.20	4.20	4.20	4.20	0.00	26	27,127	113,933.40	7.50	4.10
KOTMALE HOLDINGS	170.00	165.30	169.90	165.00	(4.70)	12	292	48,235.60	225.00	150.00

CONSTRUCTION AND ENGINEERING

MAIN BOARD

ACCESS ENG SL	14.30	14.10	14.70	14.10	(0.20)	306	615,577	8,751,362.90	24.00	13.50
DOCKYARD	55.50	55.60	56.80	55.50	0.10	4	311	17,291.80	93.50	50.50
LANKEM DEV.	4.00	4.00	4.10	4.00	0.00	99	263,692	1,057,809.30	8.80	4.00

WATCH LIST

MTD WALKERS	11.10	11.10	11.50	10.80	0.00	151	85,960	941,347.10	25.50	6.90
-------------	-------	-------	-------	-------	------	-----	--------	------------	-------	------

CHEMICALS AND PHARMACEUTICALS

MAIN BOARD

CHEMANEX	50.00	50.00	50.00	50.00	0.00	1	112	5,600.00	70.00	40.00
CIC	41.30	40.50	41.40	40.00	(0.80)	14	2,776	113,583.80	66.70	38.00
CIC[NON-VOTING]	31.20	30.00	30.20	30.00	(1.20)	8	1,332	40,017.30	52.00	28.00
HAYCARB	130.00	130.00	134.90	126.00	0.00	9	675	87,579.00	148.90	119.10
MULLERS	0.70	0.70	0.70	0.60	0.00	45	10,759	7,211.30	1.20	0.50
UNION CHEMICALS	400.00	400.00	400.00	399.00	0.00	6	15	5,987.90	500.00	310.00

DIRI SAVI BOARD

LANKEM CEYLON	25.90	28.10	29.50	28.00	2.20	3	106	2,976.90	50.50	24.00
---------------	-------	-------	-------	-------	------	---	-----	----------	-------	-------

WATCH LIST

INDUSTRIAL ASPH.	375.00	375.00	350.00	310.10	0.00	7	99	31,532.70	410.00	273.90
------------------	--------	--------	--------	--------	------	---	----	-----------	--------	--------

Price changes during the week 24-12-2018 to 28-12-2018

සතිය තුළ මිල වෙනස්වීම්

වාර්ෂිකව පවතින විවිධ අවස්ථා

Company Name	Prv. Week's Close Price (Rs.)	Cur. Week's Close Price (Rs.)	Highest Price (Rs.)	Lowest Price (Rs.)	Change in Price During the week (Rs.)	Trade Volume (No.)	Share Volume (No.)	Turnover (Rs.)	52 Week Highest Price (Rs.)	52 Week Lowest Price (Rs.)
සමාගමේ නම	පෙර සතිසේ සමාජන මිල	මේ සතිසේ සමාජන මිල	ඉහළම මිල	පහළම මිල	සතිය තුළදී මිල වෙනස් වීම	ගනුදෙනු ප්‍රමාණය	කොටස් ප්‍රමාණය	පිරිවැටුම	සති 52 තුළ ඉහළම මිල	සති 52 තුළ පහළම මිල
කම්පනි பெயர்	முன்னைய வார இறுதி நிறைவு விலை	இவ்வார இறுதி நிறைவு விலை	உயர்ந்த விலை	குறைந்த விலை	வாரத்தின் விலை அசைவு	வியாபார அளவுகள்	பங்குகளின் அளவு	புரள்வு	52வார உயர் விலை	52வார குறைந்த விலை

CHEMICALS AND PHARMACEUTICALS

WATCH LIST

MORISONS[NON-VOTING]	532.90	532.90	575.00	570.00	0.00	15	39	22,274.00	664.00	360.70
----------------------	--------	--------	--------	--------	------	----	----	-----------	--------	--------

DIVERSIFIED HOLDINGS

MAIN BOARD

AITKEN SPENCE	46.20	46.10	48.00	46.00	(0.10)	21	3,091	145,132.30	56.50	42.50
CARSONS	170.00	170.20	170.30	170.20	0.20	2	600	102,120.20	240.00	156.00
DUNAMIS CAPITAL	37.60	39.90	41.00	38.00	2.30	27	6,065	237,753.00	45.00	17.00
EXPOLANKA	4.10	4.10	4.20	4.00	0.00	68	576,453	2,362,566.50	5.60	3.80
FORT LAND	14.90	15.40	15.40	15.00	0.50	8	17,128	259,417.20	22.80	14.10
HAYLEYS	185.20	185.00	189.00	184.50	(0.20)	20	8,836	1,636,959.90	243.00	175.00
HEMAS HOLDINGS	89.00	88.50	88.90	87.00	(0.50)	38	1,135,679	100,507,419.60	127.00	83.50
JKH	157.00	156.00	158.00	150.20	(1.00)	99	989,518	153,955,188.10	167.00	126.00
MELSTACORP	50.20	49.00	50.90	48.00	(1.20)	34	7,475,748	394,812,348.10	71.50	0.00
RICHARD PIERIS	10.30	10.30	10.50	10.20	0.00	37	163,204	1,681,101.20	13.80	9.90
SOFTLOGIC	20.60	21.40	22.00	20.50	0.80	146	2,407,041	51,365,480.90	26.20	12.00

DIRI SAVI BOARD

BROWNS CAPITAL	3.50	3.40	3.60	3.40	(0.10)	54	152,448	529,346.30	4.80	2.90
BROWNS INVSTMNTS	1.90	1.80	1.90	1.80	(0.10)	51	207,758	387,078.30	3.40	1.80
VALLIBEL ONE	16.50	17.00	17.20	16.70	0.50	23	5,455	91,874.40	25.00	15.90

WATCH LIST

AMBEON CAPITAL	4.20	4.00	4.20	4.00	(0.20)	19	26,500	106,683.60	6.20	4.00
----------------	------	------	------	------	--------	----	--------	------------	------	------

FOOTWEAR AND TEXTILES

MAIN BOARD

HAYLEYS FABRIC	9.30	9.00	9.30	8.90	(0.30)	146	523,111	4,723,378.50	14.90	8.40
----------------	------	------	------	------	--------	-----	---------	--------------	-------	------

WATCH LIST

ODEL PLC	27.30	25.00	27.10	25.00	(2.30)	5	200	5,213.00	32.50	21.20
----------	-------	-------	-------	-------	--------	---	-----	----------	-------	-------

HOTELS AND TRAVELS

MAIN BOARD

A.SPEN.HOT.HOLD.	27.40	27.00	27.40	26.10	(0.40)	8	1,427	38,798.70	35.00	24.00
AHOT PROPERTIES	39.00	41.20	42.00	39.90	2.20	9	5,145	205,986.00	57.00	34.80
AMAYA LEISURE	37.70	38.00	41.90	38.00	0.30	2	1,010	38,419.00	56.00	36.20
CITRUS LEISURE	4.90	4.80	4.80	4.70	(0.10)	5	2,534	12,163.00	9.10	4.70
HOTEL SIGIRIYA	54.00	57.20	60.00	54.60	3.20	128	15,674	907,973.90	76.50	45.00
HOTELS CORP.	11.00	11.00	12.90	11.60	0.00	2	11	140.60	17.30	11.00
HUNAS FALLS	76.00	80.50	82.00	76.30	4.50	9	498	40,011.20	104.00	50.00
KANDY HOTELS	5.00	4.80	5.10	4.80	(0.20)	4	332	1,620.10	6.50	4.70
KEELLS HOTELS	7.80	7.70	7.80	7.70	(0.10)	12	16,115	124,232.50	10.10	7.40
KINGSBURY	14.50	14.50	14.60	14.50	0.00	13	56,800	824,000.00	19.60	12.90
RENUKA CITY HOT.	265.00	255.00	255.10	255.00	(10.00)	3	212	54,061.20	356.00	210.00
SIGIRIYA VILLAGE	41.00	40.30	40.40	40.00	(0.70)	4	207	8,350.00	49.90	37.00
TANGERINE	37.00	36.40	38.00	36.40	(0.60)	7	890	33,128.30	52.00	34.20

DIRI SAVI BOARD

BANSEI RESORTS	6.20	6.00	6.10	5.70	(0.20)	12	1,514	8,913.30	7.50	4.10
BERUWALA RESORTS	0.70	0.70	0.70	0.60	0.00	29	220,939	154,657.10	0.90	0.50
CITRUS HIKKADUWA	3.90	3.90	4.00	3.80	0.00	15	25,440	99,216.30	12.00	3.70
CITRUS WASKADUWA	2.50	2.50	2.50	2.50	0.00	4	1,863	4,657.50	3.90	2.30
EDEN HOTEL LANKA	13.00	13.80	14.00	12.90	0.80	23	24,269	320,073.60	18.60	10.00
FORTRESS RESORTS	9.10	9.10	9.50	9.10	0.00	9	145	1,321.30	12.30	8.60
GALADARI	6.60	6.80	6.90	6.60	0.20	27	17,964	120,187.10	9.70	6.40
JETWING SYMPHONY	12.00	12.00	11.90	11.90	0.00	2	50	595.00	16.00	0.00
LIGHTHOUSE HOTEL	28.60	29.20	33.00	29.00	0.60	26	5,430	174,806.40	45.00	27.10
MAHAWELI REACH	12.80	12.90	13.60	12.70	0.10	11	2,601	34,283.60	19.80	12.60

Price changes during the week 24-12-2018 to 28-12-2018

සතිය තුළ මිල වෙනස්වීම්

වාර්තා කළ කාලයේ වிலை අසைවුකුණ

Company Name	Prv. Week's Close Price (Rs.)	Cur. Week's Close Price (Rs.)	Highest Price (Rs.)	Lowest Price (Rs.)	Change in Price During the week (Rs.)	Trade Volume (No.)	Share Volume (No.)	Turnover (Rs.)	52 Week Highest Price (Rs.)	52 Week Lowest Price (Rs.)
සමාගමේ නම	පෙර සතියේ සමාජන මිල	මේ සතියේ සමාජන මිල	ඉහළම මිල	පහළම මිල	සතිය තුළදී මිල වෙනස් වීම	ගනුදෙනු ප්‍රමාණය	කොටස් ප්‍රමාණය	පිරිවැටුම	සති 52 තුළ ඉහළම මිල	සති 52 තුළ අවම මිල
කම්පනි பெயர்	முன்னைய வார இறுதி நிறைவு விலை	இவ்வார இறுதி நிறைவு விலை	உயர்ந்த விலை	குறைந்த விலை	வாரத்தின் விலை அசைவு	வியாபார அளவுகள்	பங்குகளின் அளவு	புரள்வு	52வார உயர் விலை	52வார குறைந்த விலை

HOTELS AND TRAVELS

DIRI SAVI BOARD

MARAWILA RESORTS	1.70	1.80	1.80	1.70	0.10	15	134,059	227,911.30	2.70	1.70
PALM GARDEN HOTEL	21.40	21.40	24.70	22.00	0.00	8	117	2,728.10	29.90	19.10
PEGASUS HOTELS	23.00	22.20	23.00	22.20	(0.80)	5	278	6,182.80	33.00	20.00
RAMBODA FALLS	17.50	17.50	18.50	17.50	0.00	2	36	631.00	22.20	15.90
RENUKA HOTELS	51.00	51.00	51.50	51.50	0.00	1	20	1,030.00	125.00	35.00
ROYAL PALMS	15.00	14.70	15.50	14.60	(0.30)	17	63,010	926,213.00	21.90	14.60
TAL LANKA	13.20	12.90	13.90	12.70	(0.30)	19	2,796	38,090.80	19.60	11.30

WATCH LIST

ANILANA HOTELS	1.20	1.20	1.30	1.20	0.00	21	107,060	128,473.90	1.60	0.90
BROWNS BEACH	12.60	12.50	12.60	12.50	(0.10)	7	1,478	18,575.00	17.40	12.00

HEALTH CARE

MAIN BOARD

ASIRI	22.10	22.10	22.80	22.00	0.00	18	10,481	230,921.80	27.60	21.50
ASIRI SURG	9.50	9.60	9.80	9.50	0.10	20	5,967	57,555.50	11.60	9.20
DURDANS	75.00	71.10	72.10	71.10	(3.90)	4	104	7,398.40	87.00	70.10
NAWALOKA	4.40	4.70	4.70	4.60	0.30	7	2,711	12,480.70	4.80	4.10

WATCH LIST

LANKA HOSPITALS	39.40	42.60	42.60	40.00	3.20	2	400	16,260.00	64.00	39.00
SINGHE HOSPITALS	1.40	1.40	1.40	1.30	0.00	16	5,900	7,960.00	1.90	1.10

INVESTMENT TRUSTS

MAIN BOARD

CEYLON GUARDIAN	66.20	66.20	69.60	69.50	0.00	2	2	139.10	99.80	65.00
CEYLON INV.	37.20	37.20	38.40	37.20	0.00	11	2,858	107,730.10	49.00	33.00
LANKA REALTY	21.40	20.60	23.60	20.20	(0.80)	68	25,439	572,948.00	40.00	18.00
RENUKA HOLDINGS	16.50	16.90	17.70	16.50	0.40	21	29,652	494,824.40	24.90	14.00
RENUKA HOLDINGS[NON-VOTING]	12.30	13.40	13.50	13.00	1.10	6	17,993	241,749.70	19.00	10.50

DIRI SAVI BOARD

AMBEON HOLDINGS	11.10	10.80	11.10	10.80	(0.30)	14	11,010	120,184.00	12.90	8.60
CFI	51.00	50.20	51.10	48.00	(0.80)	3	103	5,171.50	69.00	40.00
CIT	58.10	58.60	58.70	58.60	0.50	2	102	5,979.70	89.90	56.00
GUARDIAN CAPITAL	22.30	22.90	22.90	21.60	0.60	19	3,912	85,858.90	35.00	19.50

INFORMATION TECHNOLOGY

DIRI SAVI BOARD

E - CHANNELLING	4.30	4.30	4.40	4.20	0.00	8	13,237	56,859.10	7.00	4.00
-----------------	------	------	------	------	------	---	--------	-----------	------	------

LAND AND PROPERTY

MAIN BOARD

CARGO BOAT	70.00	75.10	77.00	70.00	5.10	10	965	72,209.00	90.90	63.50
COLOMBO LAND	14.80	15.00	15.70	14.80	0.20	41	55,290	828,403.00	23.00	14.20
KELSEY	30.40	30.40	33.00	30.40	0.00	3	4	124.80	47.90	24.00
ON'ALLY	103.00	100.10	115.00	100.00	(2.90)	9	163	16,449.50	118.80	0.00
OVERSEAS REALTY	16.00	16.50	16.50	16.20	0.50	6	3,331	54,691.50	18.80	15.30
R I L PROPERTY	6.70	6.60	6.90	6.60	(0.10)	25	49,095	327,737.00	7.90	6.60
SEYLAN DEVTS	11.00	10.90	10.90	10.50	(0.10)	3	1,100	11,590.00	14.90	10.00
YORK ARCADE	85.00	85.00	93.00	93.00	0.00	1	1	93.00	143.90	13.00

DIRI SAVI BOARD

C T LAND	28.10	28.10	28.10	28.10	0.00	1	80	2,248.00	63.90	26.20
EQUITY TWO PLC	50.10	53.90	53.90	50.00	3.80	8	740	38,376.00	77.80	42.00
MILLENNIUM HOUSE	8.50	8.90	8.90	8.90	0.40	1	100	890.00	13.00	7.20
SERENDIB ENG.GRP	6.10	6.30	6.70	6.10	0.20	33	6,702	42,460.90	10.00	5.10

WATCH LIST

Price changes during the week 24-12-2018 to 28-12-2018

සතිය තුළ මිල වෙනස්වීම්

වාර්ෂිකව පවතින විවිධ අයිතමයන්

Company Name	Prv. Week's Close Price (Rs.)	Cur. Week's Close Price (Rs.)	Highest Price (Rs.)	Lowest Price (Rs.)	Change in Price During the week (Rs.)	Trade Volume (No.)	Share Volume (No.)	Turnover (Rs.)	52 Week Highest Price (Rs.)	52 Week Lowest Price (Rs.)
සමාගමේ නම	පෙර සතිසේ සමාජන මිල	මේ සතිසේ සමාජන මිල	ඉහළම මිල	පහළම මිල	සතිය තුළදී මිල වෙනස් වීම	ගනුදෙනු ප්‍රමාණය	කොටස් ප්‍රමාණය	පිරිවැටුම	සති 52 තුළ ඉහළම මිල	සති 52 තුළ අවම මිල
කම්පනි பெயர்	முன்னைய வார இறுதி நிறைவு விலை	இவ்வார இறுதி நிறைவு விலை	உயர்ந்த விலை	குறைந்த விலை	வாரத்தின் விலை அசைவு	வியாபார அளவுகள்	பங்குகளின் அளவு	புரள்வு	52வார உயர் விலை	52வார குறைந்த விலை

LAND AND PROPERTY

WATCH LIST

CITY HOUSING	4.50	4.80	4.90	4.50	0.30	28	12,013	54,878.30	7.00	4.00
EAST WEST	13.70	13.20	13.90	13.00	(0.50)	58	116,852	1,537,449.50	24.90	9.50
PDL	115.00	119.20	130.00	115.00	4.20	22	2,536	296,186.00	132.00	76.10
SERENDIB LAND	1,481.70	1,481.70	1,150.20	1,150.20	0.00	1	1	1,150.20	1,852.10	0.00

MANUFACTURING

MAIN BOARD

ACL	36.90	36.00	37.80	36.00	(0.90)	34	8,795	317,485.30	44.70	36.00
ACL PLASTICS	75.00	74.00	84.00	73.00	(1.00)	15	3,190	235,769.70	133.70	67.00
ACME	4.40	4.20	4.50	4.20	(0.20)	18	25,016	105,987.10	7.20	4.00
ALUFAB	17.40	16.60	17.40	16.60	(0.80)	9	1,808	30,066.80	24.50	15.00
BLUE DIAMONDS	0.60	0.60	0.60	0.50	0.00	12	17,013	9,807.70	1.20	0.50
BLUE DIAMONDS[NON-VOTING]	0.30	0.30	0.30	0.30	0.00	5	5,002	1,500.60	0.60	0.20
CENTRAL IND.	28.20	28.80	28.80	28.10	0.60	9	4,071	114,720.50	42.90	26.00
CHEVRON	72.00	72.00	73.80	71.00	0.00	111	17,127	1,235,144.80	122.00	64.80
DANKOTUWA PORCEL	6.30	6.20	6.60	6.20	(0.10)	26	10,235	64,560.30	8.40	5.90
DIPPED PRODUCTS	85.00	85.00	99.10	85.00	0.00	6	1,860	158,115.10	100.00	66.20
GRAIN ELEVATORS	58.50	59.50	59.50	57.70	1.00	7	2,100	121,804.00	76.00	54.50
HAYLEYS FIBRE	74.60	74.50	76.50	74.10	(0.10)	50	11,333	849,015.80	82.00	60.00
KELANI CABLES	72.00	75.80	75.90	70.50	3.80	13	3,669	275,668.70	100.00	68.00
KELANI TYRES	35.20	36.70	36.90	36.60	1.50	3	111	4,078.60	49.50	33.00
LANKA TILES	75.00	75.00	75.00	75.00	0.00	8	6,230	467,250.00	113.80	74.50
LANKA WALLTILE	70.60	72.00	72.00	71.00	1.40	4	614	44,108.00	109.90	70.20
LAXAPANA	10.90	11.00	11.10	10.50	0.10	7	1,199	12,949.50	13.00	9.70
PIRAMAL GLASS	3.80	3.60	3.80	3.60	(0.20)	42	78,233	290,332.80	6.20	3.60
REGNIS	70.00	70.10	70.30	70.00	0.10	4	250	17,524.00	123.00	65.10
ROYAL CERAMIC	74.70	74.60	76.00	74.00	(0.10)	21	5,238	390,163.00	122.00	72.30
SWISSTEK	40.20	41.00	41.00	40.00	0.80	3	1,291	51,740.00	68.70	36.00
TEEJAY LANKA	32.80	32.50	32.80	32.30	(0.30)	55	191,324	6,218,881.10	36.60	27.60
TOKYO CEMENT	25.60	24.90	25.80	24.90	(0.70)	91	74,347	1,858,643.90	69.90	22.00
TOKYO CEMENT[NON-VOTING]	22.70	22.90	23.00	21.80	0.20	99	125,018	2,752,181.20	62.00	20.00

DIRI SAVI BOARD

AGSTAR PLC	3.90	3.80	3.80	3.80	(0.10)	4	613	2,329.40	5.40	3.20
ALUMEX PLC	14.00	13.40	14.30	13.40	(0.60)	34	17,165	234,044.00	19.00	12.70
BOGALA GRAPHITE	13.30	13.30	13.60	13.30	0.00	9	1,998	26,587.90	15.70	12.00
BPPL HOLDINGS	11.30	12.50	12.50	12.50	1.20	1	100	1,250.00	14.20	11.30
LANKA CERAMIC	149.50	130.90	131.00	130.50	(18.60)	4	110	14,394.50	178.00	130.00
RICH PIERIS EXP	206.90	215.00	219.60	209.00	8.10	62	29,895	6,379,988.00	228.00	160.00
SINGER IND.	64.00	62.60	64.00	62.00	(1.40)	4	597	37,764.00	175.00	62.00

WATCH LIST

SIERRA CABL	2.10	2.00	2.10	2.00	(0.10)	23	50,401	102,002.00	2.70	1.80
-------------	------	------	------	------	--------	----	--------	------------	------	------

MOTORS

MAIN BOARD

AUTODROME	77.80	77.80	78.00	78.00	0.00	1	3	234.00	105.00	65.00
C M HOLDINGS	48.10	48.00	48.10	48.00	(0.10)	5	2,520	120,962.00	74.00	42.00
DIMO	343.50	343.50	345.00	336.20	0.00	4	14	4,750.80	500.00	325.40
LANKA ASHOK	820.00	820.00	815.00	815.00	0.00	1	2	1,630.00	1,240.00	750.10
UNITED MOTORS	75.00	78.00	78.00	78.00	3.00	10	219	17,082.00	87.40	70.10

OIL PALMS

MAIN BOARD

BUKIT DARAH	200.00	205.10	205.10	199.00	5.10	11	510	102,376.50	274.90	199.00
-------------	--------	--------	--------	--------	------	----	-----	------------	--------	--------

WATCH LIST

Price changes during the week 24-12-2018 to 28-12-2018

සතිය තුළ මිල වෙනස්වීම්

வாரத்துக்கான விலை அசைவுகள்

Company Name	Prv. Week's Close Price (Rs.)	Cur. Week's Close Price (Rs.)	Highest Price (Rs.)	Lowest Price (Rs.)	Change in Price During the week(Rs.)	Trade Volume (No.)	Share Volume (No.)	Turnover (Rs.)	52 Week Highest Price(Rs.)	52 Week Lowest Price(Rs.)
සමාගමේ නම	පෙර සතියේ සමාජන මිල	මේ සතියේ සමාජන මිල	ඉහළම මිල	පහළම මිල	සතිය තුළදී මිල වෙනස් වීම	ලෙහදෙනු ප්‍රමාණය	කොටස් ප්‍රමාණය	පිරිවැටුම	සති 52 තුළ ඉහළම මිල	සති 52 තුළ අවම මිල
கம்பனி பெயர்	முன்னைய வார இறுதி நிறைவு விலை	இவ்வார இறுதி நிறைவு விலை	உயர்ந்த விலை	குறைந்த விலை	வாரத்தின் விலை அசைவு	வியாபார அளவுகள்	பங்குகளின் அளவு	புரள்வு	52வார உயர் விலை	52வார குறைந்த விலை

OIL PALMS

WATCH LIST

GOOD HOPE	902.60	902.60	998.20	810.00	0.00	9	35	28,734.60	1,387.00	712.00
INDO MALAY	1,300.00	1,300.00	1,620.00	1,620.00	0.00	1	1	1,620.00	1,620.00	980.10
SELINSING	830.30	711.40	740.00	710.00	(118.90)	11	130	93,045.00	849.70	550.00
SHALIMAR	1,497.60	1,497.60	1,800.00	1,540.00	0.00	2	2	3,340.00	2,150.00	1,125.00

POWER AND ENERGY

MAIN BOARD

LANKA IOC	24.50	24.20	25.50	24.10	(0.30)	69	33,418	816,149.30	37.00	24.00
LAUGFS GAS	18.80	18.70	18.80	18.00	(0.10)	29	5,351	98,100.50	39.80	14.60
LAUGFS GAS[NON-VOTING]	15.20	15.00	15.20	14.90	(0.20)	26	4,973	74,499.70	31.00	12.10
LVL ENERGY	8.00	8.10	8.10	8.00	0.10	20	48,403	387,424.20	10.50	7.30
PANASIAN POWER	3.10	3.00	3.10	3.00	(0.10)	61	940,816	2,822,548.00	3.50	2.60
RESUS ENERGY	22.50	22.30	23.40	22.30	(0.20)	6	4,620	103,749.80	25.00	17.10
VALLIBEL	6.40	6.40	6.70	6.40	0.00	108	199,902	1,282,199.70	7.80	6.30
VIDULLANKA	4.80	4.60	4.80	4.60	(0.20)	3	6,301	28,984.80	5.40	4.10

WATCH LIST

LOTUS HYDRO	4.50	4.60	4.80	4.60	0.10	5	6,561	30,180.80	6.00	4.20
-------------	------	------	------	------	------	---	-------	-----------	------	------

PLANTATIONS

MAIN BOARD

AGALAWATTE	13.90	14.50	14.50	14.50	0.60	1	100	1,450.00	22.80	12.50
BALANGODA	12.20	12.90	13.00	12.60	0.70	28	11,177	143,408.90	32.30	11.30
KAHAWATTE	39.50	39.50	36.00	36.00	0.00	1	5	180.00	44.00	30.40
KEGALLE	55.00	56.10	58.00	54.80	1.10	8	1,603	88,795.60	78.00	50.00
KOTAGALA	7.50	6.70	7.40	6.60	(0.80)	49	40,972	277,430.30	13.10	6.50
MALWATTE	7.70	7.80	7.80	7.20	0.10	2	210	1,632.00	11.80	5.40
MALWATTE[NON-VOTING]	4.30	4.30	4.40	4.10	0.00	11	1,673	6,944.00	10.70	4.00
NAMUNUKULA	58.10	61.20	61.30	60.00	3.10	5	641	39,101.00	114.90	55.50
TALAWAKELLE	47.50	49.20	49.50	47.90	1.70	8	4,750	231,100.00	61.00	42.50
WATAWALA	19.10	19.20	19.80	19.10	0.10	23	8,152	155,923.40	31.70	19.00

DIRI SAVI BOARD

BOGAWANTALAWA	9.40	9.40	10.00	9.00	0.00	38	11,430	107,211.00	18.60	8.60
ELPITIYA	18.80	19.80	19.90	18.00	1.00	18	12,524	230,660.90	30.70	18.00
HAPUGASTENNE	16.00	16.00	16.70	16.00	0.00	9	231	3,720.50	32.00	13.50
HATTON	6.70	6.60	7.00	6.60	(0.10)	5	8,487	56,019.00	10.70	6.50
MASKELIYA	9.60	10.20	11.00	9.80	0.60	17	6,181	61,823.10	24.00	8.30
UDAPUSSELLAWA	28.10	30.00	30.00	27.10	1.90	8	198	5,760.70	46.70	24.00

WATCH LIST

MADULSIMA	6.00	6.50	6.70	5.90	0.50	10	414	2,548.00	14.90	5.70
-----------	------	------	------	------	------	----	-----	----------	-------	------

STORES AND SUPPLIES

MAIN BOARD

COLOMBO CITY	730.00	730.00	700.20	700.20	0.00	1	1	700.20	999.00	611.00
E B CREASY	1,490.00	1,490.00	1,490.00	1,490.00	0.00	2	2	2,980.00	1,740.00	1,010.10
GESTETNER	100.00	100.00	96.00	96.00	0.00	1	30	2,880.00	125.00	96.00
HUNTERS	400.00	400.00	401.00	401.00	0.00	1	2	802.00	510.00	341.00

SERVICES

DIRI SAVI BOARD

ASIA SIYAKA	2.10	2.00	2.10	2.00	(0.10)	12	5,801	12,082.10	2.80	1.90
CEYLON TEA BRKRS	2.90	2.90	3.00	2.80	0.00	31	88,588	255,059.00	4.60	2.70
RENUKA CAPITAL	4.00	3.90	4.10	3.90	(0.10)	21	12,759	50,305.90	5.00	3.70

WATCH LIST

MERC. SHIPPING	69.70	69.70	67.00	66.00	0.00	5	99	6,535.00	90.00	55.00
----------------	-------	-------	-------	-------	------	---	----	----------	-------	-------

Price changes during the week 24-12-2018 to 28-12-2018

සතිය තුළ මිල වෙනස්වීම්

வாரத்துக்கான விலை அசைவுகள்

Company Name	Prv. Week's Close Price (Rs.)	Cur. Week's Close Price (Rs.)	Highest Price (Rs.)	Lowest Price (Rs.)	Change in Price During the week(Rs.)	Trade Volume (No.)	Share Volume (No.)	Turnover (Rs.)	52 Week Highest Price(Rs.)	52 Week Lowest Price(Rs.)
සමාගමේ නම	පෙර සතියේ සමාජන මිල	මේ සතියේ සමාජන මිල	ඉහළම මිල	පහළම මිල	සතිය තුළදී මිල වෙනස් වීම	ගනුදෙනු ප්‍රමාණය	කොටස් ප්‍රමාණය	පිරිවැටුම	සති 52 තුළ ඉහළම මිල	සති 52 තුළ අවම මිල
கம்பனி பெயர்	முன்னைய வார இறுதி நிறைவு விலை	இவ்வார இறுதி நிறைவு விலை	உயர்ந்த விலை	குறைந்த விலை	வாரத்தின் விலை அசைவு	வியாபார அளவுகள்	பங்குகளின் அளவு	புரள்வு	52வார உயர் விலை	52வார குறைந்த விலை

TELECOMMUNICATIONS

MAIN BOARD

DIALOG	10.00	10.10	10.30	10.00	0.10	255	1,602,148	16,047,783.20	14.80	9.90
SLT	21.50	23.00	23.50	21.10	1.50	91	52,395	1,149,386.30	30.00	18.90

TRADING

MAIN BOARD

EASTERN MERCHANT	4.20	4.40	4.40	4.10	0.20	7	1,600	6,740.00	6.40	3.90
SINGER SRI LANKA	29.40	30.00	31.90	29.00	0.60	12	607	18,163.90	45.00	28.00

DIRI SAVI BOARD

C.W.MACKIE	43.00	44.00	44.70	40.00	1.00	12	1,153	47,584.40	52.40	40.00
TESS AGRO	0.50	0.50	0.60	0.50	0.00	44	361,145	182,116.90	1.20	0.40
TESS AGRO[NON-VOTING]	0.40	0.50	0.50	0.40	0.10	7	1,309	644.50	1.20	0.40

WATCH LIST

OFFICE EQUIPMENT	89.90	89.90	90.00	90.00	0.00	3	21	1,890.00	91.90	45.00
------------------	-------	-------	-------	-------	------	---	----	----------	-------	-------

Price Index by Sector - Closing Index for the week / வீசேது வகெயன் திடு டுடுகெய / துறைநீதியான விலை சுட்டி - வார நிறைவில் சுட்டிகள்

	24-12-2018	26-12-2018	27-12-2018	28-12-2018	52 Week High	52 Week Low
All Share Index	6,025.12	6,019.62	6,018.19	6,015.23	6,598.73	5,761.09
S&P SL 20	3,124.73	3,121.50	3,116.90	3,115.42	3,810.05	2,909.08
BANKS FINANCE AND INSURANCE	16,472.57	16,459.23	16,450.55	16,469.35	17,479.16	15,023.70
BEVERAGE FOOD AND TOBACCO	24,358.71	24,356.81	24,368.41	24,200.32	25,560.45	22,880.30
CHEMICALS AND PHARMACEUTICALS	5,247.03	5,247.76	5,251.70	5,251.70	5,982.42	4,899.14
CONSTRUCTION AND ENGINEERING	1,390.22	1,384.61	1,388.45	1,377.55	2,379.64	1,287.50
DIVERSIFIED HOLDINGS	1,574.19	1,569.33	1,566.01	1,566.67	1,797.48	1,428.91
FOOTWEAR AND TEXTILES	898.65	843.09	845.11	843.09	985.46	777.10
HEALTH CARE	817.35	828.40	816.02	814.27	988.09	790.76
HOTELS AND TRAVELS	2,640.82	2,644.39	2,645.27	2,646.44	2,869.67	2,623.58
INFORMATION TECHNOLOGY	25.52	25.52	25.52	25.52	38.89	24.41
INVESTMENT TRUSTS	9,486.24	9,455.05	9,396.83	9,374.71	12,134.56	9,072.01
LAND AND PROPERTY	550.42	547.83	549.21	551.33	608.62	535.07
MANUFACTURING	2,830.25	2,814.99	2,827.49	2,819.25	3,997.81	2,692.53
MOTORS	13,162.94	13,162.94	13,162.94	13,162.94	14,592.69	12,525.84
OIL PALMS	50,123.01	50,123.01	49,251.97	49,942.23	58,225.62	48,697.90
PLANTATIONS	703.72	708.10	714.55	713.11	1,008.10	702.70
POWER AND ENERGY	107.03	106.94	106.46	106.50	144.10	105.37
SERVICES	16,727.35	16,780.45	16,550.45	16,550.45	19,680.17	15,643.55
STORES AND SUPPLIES	28,408.28	28,408.28	28,408.28	28,408.28	29,847.21	24,892.70
TELECOMMUNICATIONS	135.07	135.27	136.79	138.40	188.56	134.06
TRADING	12,212.92	12,185.99	12,186.56	12,344.88	15,938.32	10,989.39

Trading figures for the last four weeks and previous 2 years

பட்டியல் பதி 4 னா பட்டியல் பிசர் 2 பட்டியல் துறையே ஊடுகெய

கடந்த நான்கு வாரங்கள் மற்றும் கடந்த 2 வருடங்களுக்கான வியாபாரப் புள்ளிவிபரங்கள்

Previous Years

புதித பிசர்

கடந்த வருடங்கள்

	28-12-2018	21-12-2018	14-12-2018	07-12-2018	29-12-2017	30-12-2016
Trading Volumes						
துறையே ஊடுகெய வியாபார அளவுகள்						
Total Turnover (Rs.)	1,724,499,098.30	8,463,841,371.80	3,135,646,643.80	3,072,610,436.70	1,018,136,168.90	2,761,717,152.20
ஊடுகெய பிசர் மொத்தப் புள்ளி						
Share Volume (No.)	25,831,635	154,092,866	69,952,974	103,306,806	58,281,175	69,291,670
கொடுக்க பிசர் பங்கு அளவு						
Trades (No.)	7,394	11,152	15,594	21,058	11,606	7,746
துறையே ஊடுகெய வியாபாரங்கள்						
Market Days	4	5	5	5	4	4
வேலையே டின சந்தை நாட்கள்						
Averages						
ஊடுகெய சராசரிகள்						
Total Turnover (Rs.)	431,124,774.58	1,692,768,274.36	627,129,328.76	614,522,087.34	254,534,042.23	690,429,288.05
ஊடுகெய பிசர் மொத்தப் புள்ளி						
Share Volume (No.)	6,457,909	30,818,573	13,990,595	20,661,361	14,570,294	17,322,918
கொடுக்க பிசர் பங்கு அளவு						
Trades (No.)	1,849	2,230	3,119	4,212	2,902	1,937
துறையே ஊடுகெய வியாபாரங்கள்						

Contribution of top 10 securities to the change of ASPI for the week / සියලු කොටස් මිල දර්ශකයේ වෙනස් වීම සඳහා ඉහළම දායකත්වය දැක්වූ සුරැකුම්පත් 10 / අපවිෂ්
 இன் வாரத்துக்கான அசைவிற்கு பங்களிப்பு வழங்கிய முதல் 10 சிறந்த பிணையங்கள்

Company ID	Company Name	Points
සමාගමේ සංකේතය	සමාගමේ නම	ලකුණු
கம்பனி குறியீடு	கம்பனி பெயர்	புள்ளிகள்
SLTL	SLT	5.76
AAIC	Softlogic Life	4.64
LOLC	L O L C HOLDINGS	2.94
HNB	HNB	2.61
AHPL	AHOT PROPERTIES	2.07
SHL	SOFTLOGIC	2.03
DFCC	DFCC BANK PLC	1.86
DIAL	DIALOG	1.74
LION	LION BREWERY	1.71
LHCL	LANKA HOSPITALS	1.53

Trading Statistics on a Daily Basis / දෛනික පදනම මත ගනුදෙනු සංඛ්‍යා දත්ත / தினசரி அடிப்படையில் வியாபார புள்ளி விபரங்கள்

Current Week / මෙම සතිය තුළ / இவ்வாரம்				Current Week (Previous Year) / මෙම සතිය (පසුගිය වසරේ) / இவ்வாரம் (கடந்த வருடம்)			
Date	Turnover(Rs.)	Shares(No.)	Trades(No.)	Date	Turnover(Rs.)	Shares(No.)	Trades(No.)
දිනය	පිරිවැටුම	කොටස් සංඛ්‍යාව	ගනුදෙනු සංඛ්‍යාව	දිනය	පිරිවැටුම	කොටස් සංඛ්‍යාව	ගනුදෙනු සංඛ්‍යාව
திகதி	புரள்வு	பங்குகள்	வியாபாரம்	திகதி	புரள்வு	பங்குகள்	வியாபாரம்
24-12-2018	326,215,446.30	3,853,926	1,633	26-12-2017	153,818,896.00	28,800,158	3,110
26-12-2018	670,941,057.30	9,254,870	1,811	27-12-2017	263,343,535.70	11,855,445	3,032
27-12-2018	338,118,081.20	4,662,065	1,888	28-12-2017	220,997,152.20	5,512,493	2,368
28-12-2018	389,224,513.50	8,060,774	2,062	29-12-2017	379,976,585.00	12,113,079	3,096

Crossings for the week / සතිය තුළ සාකච්ඡා කළ ගනුදෙනු / வாரத்தில் சந்திப்பு பலகையில் பரிமாற்றப்பட்டவை

Trade Date	Company Name	Price (Rs.)	Quantity	Turnover (Rs.)
ගනුදෙනු දිනය	සමාගමේ නම	මිල	ප්‍රමාණය	පිරිවැටුම
வியாபாரத் திகதி	கம்பனி பெயர்	விலை	அளவு	புரள்வு
24-DEC-18	CEYLINCO INS.	1,900.00	150,000	285,000,000.00
26-DEC-18	CEYLINCO INS.	1,920.00	150,000	288,000,000.00
26-DEC-18	MELSTACORP	53.00	6,500,000	344,500,000.00
27-DEC-18	CEYLINCO INS.	1,920.00	100,000	192,000,000.00
28-DEC-18	JKH	155.00	403,391	62,525,605.00
28-DEC-18	MELSTACORP	53.00	580,733	30,778,849.00

BANKS FINANCE AND INSURANCE			
Company Name	Current Close Price (Rs.)	Previous Close Price (Rs.)	Change (%)
සමාගමේ නම	වත්මන් සමාජීන මිල	පෙර සමාජීන මිල	වෙනස %
கம்பனி பெயர்	தற்போகைய நிறைவு விலை	முன்னைய நிறைவு விலை	அசைவு %
AMANA LIFE (+)	10.70	9.10	17.58
Softlogic Life (+)	42.40	36.60	15.85
MERCHANT BANK (+)	9.00	8.50	5.88
HNB ASSURANCE (+)	133.30	126.00	5.79
TRADE FINANCE	60.90	58.00	5.00

BEVERAGE FOOD AND TOBACCO			
Company Name	Current Close Price (Rs.)	Previous Close Price (Rs.)	Change (%)
සමාගමේ නම	වත්මන් සමාජීන මිල	පෙර සමාජීන මිල	වෙනස %
கம்பனி பெயர்	தற்போகைய நிறைவு விலை	முன்னைய நிறைவு விலை	அசைவு %
RENUKA AGRI	2.10	2.00	5.00
BAIRAHA FARMS	128.00	124.10	3.14
LION BREWERY	565.00	555.00	1.80
DISTILLERIES	16.30	16.20	0.62

CONSTRUCTION AND ENGINEERING			
Company Name	Current Close Price (Rs.)	Previous Close Price (Rs.)	Change (%)
සමාගමේ නම	වත්මන් සමාජීන මිල	පෙර සමාජීන මිල	වෙනස %
கம்பனி பெயர்	தற்போகைய நிறைவு விலை	முன்னைய நிறைவு விலை	அசைவு %
DOCKYARD (+)	55.60	55.50	0.18

CHEMICALS AND PHARMACEUTICALS			
Company Name	Current Close Price (Rs.)	Previous Close Price (Rs.)	Change (%)
සමාගමේ නම	වත්මන් සමාජීන මිල	පෙර සමාජීන මිල	වෙනස %
கம்பனி பெயர்	தற்போகைய நிறைவு விலை	முன்னைய நிறைவு விலை	அசைவு %
LANKEM CEYLON	28.10	25.90	8.49

DIVERSIFIED HOLDINGS			
Company Name	Current Close Price (Rs.)	Previous Close Price (Rs.)	Change (%)
සමාගමේ නම	වත්මන් සමාජීන මිල	පෙර සමාජීන මිල	වෙනස %
கம்பனி பெயர்	தற்போகைய நிறைவு விலை	முன்னைய நிறைவு விலை	அசைவு %
DUNAMIS CAPITAL	39.90	37.60	6.12
SOFTLOGIC	21.40	20.60	3.88
FORT LAND	15.40	14.90	3.36
VALLIBEL ONE	17.00	16.50	3.03
CARSONS	170.20	170.00	0.12

HOTELS AND TRAVELS			
Company Name	Current Close Price (Rs.)	Previous Close Price (Rs.)	Change (%)
සමාගමේ නම	වත්මන් සමාජීන මිල	පෙර සමාජීන මිල	වෙනස %
கம்பனி பெயர்	தற்போகைய நிறைவு விலை	முன்னைய நிறைவு விலை	அசைவு %
EDEN HOTEL LANKA	13.80	13.00	6.15
HOTEL SIGIRIYA	57.20	54.00	5.93
HUNAS FALLS	80.50	76.00	5.92
MARAWILA RESORTS	1.80	1.70	5.88
AHOT PROPERTIES	41.20	39.00	5.64

HEALTH CARE			
Company Name	Current Close Price (Rs.)	Previous Close Price (Rs.)	Change (%)
සමාගමේ නම	වත්මන් සමාජීන මිල	පෙර සමාජීන මිල	වෙනස %
கம்பனி பெயர்	தற்போகைய நிறைவு விலை	முன்னைய நிறைவு விலை	அசைவு %
LANKA HOSPITALS (+)	42.60	39.40	8.12
NAWALOKA	4.70	4.40	6.82
ASIRI SURG	9.60	9.50	1.05

INVESTMENT TRUSTS			
Company Name	Current Close Price (Rs.)	Previous Close Price (Rs.)	Change (%)
සමාගමේ නම	වත්මන් සමාජීන මිල	පෙර සමාජීන මිල	වෙනස %
கம்பனி பெயர்	தற்போகைய நிறைவு விலை	முன்னைய நிறைவு விலை	அசைவு %
RENUKA HOLDINGS[RHL.X0000]	13.40	12.30	8.94
GUARDIAN CAPITAL	22.90	22.30	2.69
RENUKA HOLDINGS	16.90	16.50	2.42
CIT	58.60	58.10	0.86

LAND AND PROPERTY			
Company Name	Current Close Price (Rs.)	Previous Close Price (Rs.)	Change (%)
සමාගමේ නම	වත්මන් සමාජීන මිල	පෙර සමාජීන මිල	වෙනස %
கம்பனி பெயர்	தற்போகைய நிறைவு விலை	முன்னைய நிறைவு விலை	அசைவு %
EQUITY TWO PLC	53.90	50.10	7.58
CARGO BOAT	75.10	70.00	7.29
CITY HOUSING	4.80	4.50	6.67
MILLENNIUM HOUSE	8.90	8.50	4.71
PDL (+)	119.20	115.00	3.65

MANUFACTURING			
Company Name	Current Close Price (Rs.)	Previous Close Price (Rs.)	Change (%)
සමාගමේ නම	වත්මන් සමාජීන මිල	පෙර සමාජීන මිල	වෙනස %
கம்பனி பெயர்	தற்போகைய நிறைவு விலை	முன்னைய நிறைவு விலை	அசைவு %
BPPL HOLDINGS	12.50	11.30	10.62
KELANI CABLES	75.80	72.00	5.28
KELANI TYRES	36.70	35.20	4.26
RICH PIERIS EXP	215.00	206.90	3.91
CENTRAL IND.	28.80	28.20	2.13

MOTORS			
Company Name	Current Close Price (Rs.)	Previous Close Price (Rs.)	Change (%)
සමාගමේ නම	වත්මන් සමාජීන මිල	පෙර සමාජීන මිල	වෙනස %
கம்பனி பெயர்	தற்போகைய நிறைவு விலை	முன்னைய நிறைவு விலை	அசைவு %
UNITED MOTORS	78.00	75.00	4.00

OIL PALMS			
Company Name	Current Close Price (Rs.)	Previous Close Price (Rs.)	Change (%)
සමාගමේ නම	වත්මන් සමාජීන මිල	පෙර සමාජීන මිල	වෙනස %
கம்பனி பெயர்	தற்போகைய நிறைவு விலை	முன்னைய நிறைவு விலை	அசைவு %
BUKIT DARAH	205.10	200.00	2.55

POWER AND ENERGY

Company Name	Current Close Price (Rs.)	Previous Close Price (Rs.)	Change (%)
සමාගමේ නම	වත්මන් සමාජීන මිල	පෙර සමාජීන මිල	වෙනස %
கம்பனி பெயர்	தற்போதைய நிறைவு விலை	முன்னைய நிறைவு விலை	அசைவு %
LOTUS HYDRO	4.60	4.50	2.22
LVL ENERGY	8.10	8.00	1.25

PLANTATIONS

Company Name	Current Close Price (Rs.)	Previous Close Price (Rs.)	Change (%)
සමාගමේ නම	වත්මන් සමාජීන මිල	පෙර සමාජීන මිල	වෙනස %
கம்பனி பெயர்	தற்போதைய நிறைவு விலை	முன்னைய நிறைவு விலை	அசைவு %
MADULSIMA (+)	6.50	6.00	8.33
UDAPUSSELLAWA (+)	30.00	28.10	6.76
MASKELIYA	10.20	9.60	6.25
BALANGODA (+)	12.90	12.20	5.74
NAMUNUKULA	61.20	58.10	5.34

TELECOMMUNICATIONS

Company Name	Current Close Price (Rs.)	Previous Close Price (Rs.)	Change (%)
සමාගමේ නම	වත්මන් සමාජීන මිල	පෙර සමාජීන මිල	වෙනස %
கம்பனி பெயர்	தற்போதைய நிறைவு விலை	முன்னைய நிறைவு விலை	அசைவு %
SLT (+)	23.00	21.50	6.98
DIALOG (+)	10.10	10.00	1.00

TRADING

Company Name	Current Close Price (Rs.)	Previous Close Price (Rs.)	Change (%)
සමාගමේ නම	වත්මන් සමාජීන මිල	පෙර සමාජීන මිල	වෙනස %
கம்பனி பெயர்	தற்போதைய நிறைவு விலை	முன்னைய நிறைவு விலை	அசைவு %
TESS AGRO[TESS.X0000]	0.50	0.40	25.00
EASTERN MERCHANT	4.40	4.20	4.76
C.W.MACKIE	44.00	43.00	2.33
SINGER SRI LANKA (+)	30.00	29.40	2.04

BANKS FINANCE AND INSURANCE				BEVERAGE FOOD AND TOBACCO			
Company Name	Current Close Price (Rs.)	Previous Close Price (Rs.)	Change (%)	Company Name	Current Close Price (Rs.)	Previous Close Price (Rs.)	Change (%)
සමාගමේ නම	වත්මන් සමාජිත මිල	පෙර සමාජිත මිල	වෙනස %	සමාගමේ නම	වත්මන් සමාජිත මිල	පෙර සමාජිත මිල	වෙනස %
கம்பனி பெயர்	தற்போதைய நிறைவு விலை	முன்னைய நிறைவு விலை	அசைவு %	கம்பனி பெயர்	தற்போதைய நிறைவு விலை	முன்னைய நிறைவு விலை	அசைவு %
THE FINANCE CO.[TFC.X0000]	1.10	1.20	(8.33)	KOTMALE HOLDINGS	165.30	170.00	(2.76)
ASIA CAPITAL	6.30	6.70	(5.97)	CEYLON TOBACCO (+)	1,401.60	1,424.00	(1.57)
BIMPUTH FINANCE	30.50	32.30	(5.57)	RENUKA FOODS	13.00	13.20	(1.52)
LOLC FINANCE	3.50	3.70	(5.41)	THREE ACRE FARMS (+)	101.00	102.00	(0.98)
UNION BANK (+)	11.10	11.50	(3.48)				
CONSTRUCTION AND ENGINEERING				CHEMICALS AND PHARMACEUTICALS			
Company Name	Current Close Price (Rs.)	Previous Close Price (Rs.)	Change (%)	Company Name	Current Close Price (Rs.)	Previous Close Price (Rs.)	Change (%)
සමාගමේ නම	වත්මන් සමාජිත මිල	පෙර සමාජිත මිල	වෙනස %	සමාගමේ නම	වත්මන් සමාජිත මිල	පෙර සමාජිත මිල	වෙනස %
கம்பனி பெயர்	தற்போதைய நிறைவு விலை	முன்னைய நிறைவு விலை	அசைவு %	கம்பனி பெயர்	தற்போதைய நிறைவு விலை	முன்னைய நிறைவு விலை	அசைவு %
ACCESS ENG SL	14.10	14.30	(1.40)	CIC[CIC.X0000]	30.00	31.20	(3.85)
				CIC	40.50	41.30	(1.94)
DIVERSIFIED HOLDINGS				FOOTWEAR AND TEXTILES			
Company Name	Current Close Price (Rs.)	Previous Close Price (Rs.)	Change (%)	Company Name	Current Close Price (Rs.)	Previous Close Price (Rs.)	Change (%)
සමාගමේ නම	වත්මන් සමාජිත මිල	පෙර සමාජිත මිල	වෙනස %	සමාගමේ නම	වත්මන් සමාජිත මිල	පෙර සමාජිත මිල	වෙනස %
கம்பனி பெயர்	தற்போதைய நிறைவு விலை	முன்னைய நிறைவு விலை	அசைவு %	கம்பனி பெயர்	தற்போதைய நிறைவு விலை	முன்னைய நிறைவு விலை	அசைவு %
BROWNS INVSTMNTS	1.80	1.90	(5.26)	ODEL PLC	25.00	27.30	(8.42)
AMBEON CAPITAL	4.00	4.20	(4.76)	HAYLEYS FABRIC	9.00	9.30	(3.23)
BROWNS CAPITAL	3.40	3.50	(2.86)				
MELSTACORP	49.00	50.20	(2.39)				
JKH	156.00	157.00	(0.64)				
HOTELS AND TRAVELS				HEALTH CARE			
Company Name	Current Close Price (Rs.)	Previous Close Price (Rs.)	Change (%)	Company Name	Current Close Price (Rs.)	Previous Close Price (Rs.)	Change (%)
සමාගමේ නම	වත්මන් සමාජිත මිල	පෙර සමාජිත මිල	වෙනස %	සමාගමේ නම	වත්මන් සමාජිත මිල	පෙර සමාජිත මිල	වෙනස %
கம்பனி பெயர்	தற்போதைய நிறைவு விலை	முன்னைய நிறைவு விலை	அசைவு %	கம்பனி பெயர்	தற்போதைய நிறைவு விலை	முன்னைய நிறைவு விலை	அசைவு %
KANDY HOTELS	4.80	5.00	(4.00)	DURDANS	71.10	75.00	(5.20)
RENUKA CITY HOT.	255.00	265.00	(3.77)				
PEGASUS HOTELS	22.20	23.00	(3.48)				
BANSEI RESORTS	6.00	6.20	(3.23)				
TAL LANKA	12.90	13.20	(2.27)				
INVESTMENT TRUSTS				LAND AND PROPERTY			
Company Name	Current Close Price (Rs.)	Previous Close Price (Rs.)	Change (%)	Company Name	Current Close Price (Rs.)	Previous Close Price (Rs.)	Change (%)
සමාගමේ නම	වත්මන් සමාජිත මිල	පෙර සමාජිත මිල	වෙනස %	සමාගමේ නම	වත්මන් සමාජිත මිල	පෙර සමාජිත මිල	වෙනස %
கம்பனி பெயர்	தற்போதைய நிறைவு விலை	முன்னைய நிறைவு விலை	அசைவு %	கம்பனி பெயர்	தற்போதைய நிறைவு விலை	முன்னைய நிறைவு விலை	அசைவு %
LANKA REALTY	20.60	21.40	(3.74)	EAST WEST	13.20	13.70	(3.65)
AMBEON HOLDINGS	10.80	11.10	(2.70)	ON'ALLY	100.10	103.00	(2.82)
CFI	50.20	51.00	(1.57)	R I L PROPERTY	6.60	6.70	(1.49)
				SEYLAN DEVTS (+)	10.90	11.00	(0.91)

MANUFACTURING				MOTORS			
Company Name	Current Close Price (Rs.)	Previous Close Price (Rs.)	Change (%)	Company Name	Current Close Price (Rs.)	Previous Close Price (Rs.)	Change (%)
සමාගමේ නම	වත්මන් සමාජීන මිල	පෙර සමාජීන මිල	වෙනස %	සමාගමේ නම	වත්මන් සමාජීන මිල	පෙර සමාජීන මිල	වෙනස %
කம்பනි பெயர்	தற்போதைய நிறைவு விலை	முன்னைய நிறைவு விலை	அசைவு %	கம்பனி பெயர்	தற்போதைய நிறைவு விலை	முன்னைய நிறைவு விலை	அசைவு %
LANKA CERAMIC	130.90	149.50	(12.44)	C M HOLDINGS	48.00	48.10	(0.21)
PIRAMAL GLASS	3.60	3.80	(5.26)				
SIERRA CABL	2.00	2.10	(4.76)				
ALUFAB	16.60	17.40	(4.60)				
ACME	4.20	4.40	(4.55)				

OIL PALMS				POWER AND ENERGY			
Company Name	Current Close Price (Rs.)	Previous Close Price (Rs.)	Change (%)	Company Name	Current Close Price (Rs.)	Previous Close Price (Rs.)	Change (%)
සමාගමේ නම	වත්මන් සමාජීන මිල	පෙර සමාජීන මිල	වෙනස %	සමාගමේ නම	වත්මන් සමාජීන මිල	පෙර සමාජීන මිල	වෙනස %
කம்பනි பெயர்	தற்போதைய நிறைவு விலை	முன்னைய நிறைவு விலை	அசைவு %	கம்பனி பெயர்	தற்போதைய நிறைவு விலை	முன்னைய நிறைவு விலை	அசைவு %
SELINSING	711.40	830.30	(14.32)	VIDULLANKA	4.60	4.80	(4.17)
				PANASIAN POWER	3.00	3.10	(3.23)
				LAUGFS GAS[LGL.X0000]	15.00	15.20	(1.32)
				LANKA IOC	24.20	24.50	(1.22)
				RESUS ENERGY	22.30	22.50	(0.89)

PLANTATIONS				SERVICES			
Company Name	Current Close Price (Rs.)	Previous Close Price (Rs.)	Change (%)	Company Name	Current Close Price (Rs.)	Previous Close Price (Rs.)	Change (%)
සමාගමේ නම	වත්මන් සමාජීන මිල	පෙර සමාජීන මිල	වෙනස %	සමාගමේ නම	වත්මන් සමාජීන මිල	පෙර සමාජීන මිල	වෙනස %
කம்பනි பெயர்	தற்போதைய நிறைவு விலை	முன்னைய நிறைவு விலை	அசைவு %	கம்பனி பெயர்	தற்போதைய நிறைவு விலை	முன்னைய நிறைவு விலை	அசைவு %
KOTAGALA	6.70	7.50	(10.67)	ASIA SIYAKA	2.00	2.10	(4.76)
HATTON	6.60	6.70	(1.49)	RENUKA CAPITAL	3.90	4.00	(2.50)

Closed End Fund Price changes during the week 24-12-2018 to 28-12-2018

ආවේණික අරමුදල් සතිය තුළ මිල වෙනස්වීම්
முடிய நிதியங்கனின் வாரத்துக்கான விலை அசைவுகள்

Fund Name	Prv. Week's Close Price (Rs.)	Cur. Week's Close Price (Rs.)	Highest Price (Rs.)	Lowest Price (Rs.)	Change in Price During the week(Rs.)	Trade Volume (No.)	Unit Volume (No.)	Turnover (Rs.)	NAV (Rs.)
අරමුදලේ නම	පෙර සතියේ සමාජීන මිල	වත්මන් සතියේ සමාජීන මිල	ඉහළම මිල	පහළම මිල	සතිය තුළ මිලේ වෙනස්වීම	තෙදෙනු ප්‍රමාණය	ඒකක ප්‍රමාණය	පිරිවැටුම	දේශීය වත්කම් වටිනාකම
நிதியத்தின் பெயர்	கடந்த வார நிறைவு விலை	இவ்வார நிறைவு விலை	உயர்ந்த விலை	குறைந்த விலை	வாரத்தின் விலை அசைவு	வியாபார அளவுகள்	அலகு அளவுகள்	புரள்வு	தேறிய சொத்துப் பெறுமதி
CANDOR OPP FUND	8.50	7.50	7.50	7.50	(1.00)	2	100	750.00	8.95

Daily Movements Corporate Debt on 28-12-2018

නියමිත දිනට සාංගමික ණය සංවිලභයන්
தினசரி தனியார்துறைக் கடன்களின் அசைவுகள்

Company Name	Code	Last Traded Date	Last Traded Yield	Last Traded Price	Coupon Rate	Coupon Frequency	Issued Date	Maturity Date	Next Coupon Due Date	Credit Rating (As at date of listing)	Par Value (Rs.)
සමාගමේ නම	සංකේතය	අවසන් ගනුදෙනු දින	අවසන් ගනුදෙනුවේ පිලිවැසීම	අවසන් කුචිතාන්සි ගනුදෙනු මිල	අනුපාතය	කුචිතාන්සි වාර ගණන	නිකුත් කළ දිනය	කල්පිරෙන දිනය	මිල ගෙවිය යුතු දිනය	ණය ශ්‍රේණිය (ලැයිස්තුවල වූ දිනට)	මුහුණත වටිනාකම
கம்பனி பெயர்	குறியீடு	இறுதி வியாபாரத்தினம்	இறுதி விலை	இறுதி வியாபார விலை	வட்டிவீதம்	வட்டிவீத தடவைகள்	வழங்கல் திகதி	முதிர்ப்பு திகதி	அடுத்த வட்டி நிறுவ வை திகதி	ஆரம்ப கடன் தரப்படுத்தல்	முகப் பெறுமதி
										AA	100

BANKS FINANCE AND INSURANCE

ALLIANCE	ALLI/BD/29/12/18-C2288-9	100.00	9	1	29/12/14	29/12/18	29/12/18				100
ALLIANCE	ALLI/BD/29/12/19-C2287-9.35	100.00	9.35	1	29/12/14	29/12/19	28/12/18				100
BANK OF CEYLON	BOC/BC/21/09/22E7.42	100.00	9.1	2	22/09/14	21/09/22	20/03/19				100

Daily Movements Corporate Debt on 28-12-2018

නියමිත දිනට සාංගමික ණය සංවිලෝකයන්
 தினசரி தனியார்துறைக் கடன்களின் அசைவுகள்

Company Name	Code	Last Traded Date	Last Traded Yield	Last Traded Price	Coupon Rate	Coupon Frequency	Issued Date	Maturity Date	Next Coupon Due Date	Credit Rating (As at date of listing)	Par Value (Rs.)
සමාගමේ නම	සංකේතය	අවසන් හෙදෙන දින	අවසන් හෙදෙන වලදායීතා අගය	අවසන් කුලීතාන්සි හෙදෙන මිල	කුලීතාන්සි අනුපාතය	කුලීතාන්සි වාර ගණන	නිකුත් කළ දිනය	කල්පිරෙන දිනය	මිල ගෙවිය යුතු දිනය	ශ්‍රේණිය (ලැයිස්තුගත වූ දිනට)	මුහුණත වටිනාකම
කம்பනි பெயர்	குறியீடு	இறுதி வியாபாரத்தினம்	இறுதி விலை விளைவு	இறுதி வியாபார விலை	வட்டிவீதம்	வட்டிவீத தடவைகள்	வழங்கல் திகதி	முதிர்ப்பு திகதி	அடுத்த வட்டி நிலுவை திகதி	ஆரம்ப கடன் தரப்படுத்தல்	முகப் பெறுமதி

BANKS FINANCE AND INSURANCE

BANK OF CEYLON	BOC/BC/21/09/19C7.42			100.00	9.1	2	22/09/14	21/09/19	20/03/19	AA	100
BANK OF CEYLON	BOC/BC/21/09/22D8.25			100.00	8.25	1	22/09/14	21/09/22	20/09/19	AA	100
BANK OF CEYLON	BOC/BC/21/09/19A08	05-01-2016	9.01	96.87	8	1	22/09/14	21/09/19	20/09/19	AA	100
BANK OF CEYLON	BOC/BD/05/10/20-C2319	03-12-2018	11.70	97.00	9.85	2	06/10/15	05/10/20	04/04/19		100
BANK OF CEYLON	BOC/BD/28/12/24-C2377-12.75			100.00	12.75	1	29/12/16	28/12/24	27/12/19		100
BANK OF CEYLON	BOC/BD/28/12/21-C2376-13.25			100.00	13.25	1	29/12/16	28/12/21	27/12/19		100
BANK OF CEYLON	BOC/BD/05/10/23-C2321			100.00	9.85	2	06/10/15	05/10/23	04/04/19		100
BANK OF CEYLON	BOC/BC/24/10/23H13.75	09-08-2017	13.34	101.50	13.75	1	25/10/13	24/10/23	23/10/19	AA	100
BANK OF CEYLON	BOC/BC/24/10/21D13.25	15-10-2014		125.55	13.25	1	25/10/13	24/10/21	23/10/19	AA	100
BANK OF CEYLON	BOC/BC/24/10/22F13.25			100.00	13.25	1	25/10/13	24/10/22	23/10/19	AA	100
BANK OF CEYLON	BOC/BC/24/10/21E11.12			100.00	10.75	2	25/10/13	24/10/21	23/04/19	AA	100
BANK OF CEYLON	BOC/BD/28/12/24-C2378			100.00	10.1	2	29/12/16	28/12/24	27/06/19		100
BANK OF CEYLON	BOC/BD/05/10/23-C2317-9.5			100.00	9.5	1	06/10/15	05/10/23	04/10/19		100
BANK OF CEYLON	BOC/BD/05/10/20-C2320-8.25			100.00	8.25	1	06/10/15	05/10/20	04/10/19		100
BANK OF CEYLON	BOC/BC/21/09/19B7.75			100.00	7.75	4	22/09/14	21/09/19	20/03/19	AA	100
BANK OF CEYLON	BOC/BD/28/12/21-C2379			100.00	10.1	2	29/12/16	28/12/21	27/06/19		100
BANK OF CEYLON	BOC/BD/05/10/20-C2318-8			100.00	8	4	06/10/15	05/10/20	04/01/19		100
CDB	CDB/BD/03/06/21-C2351			100.00	11.49	2	03/06/16	03/06/21	31/05/19		100
CDB	CDB/BD/27/03/23-C2392-13.75	17-05-2018	13.75	99.96	13.75	2	28/03/18	27/03/23	26/03/19		100
CDB	CDB/BD/27/03/23-C2391-14.2			100.00	14.2	1	28/03/18	27/03/23	27/03/19		100
CDB	CDB/BD/03/06/21-C2350-12.75	21-12-2018	12.75	99.98	12.75	2	03/06/16	03/06/21	31/05/19		100
CENTRAL FINANCE	CFIN/BD/01/06/19-C2300-9			100.00	9	2	01/06/15	01/06/19	29/12/18		100
CENTRAL FINANCE	CFIN/BD/01/06/20-C2302-9.52	11-08-2015	9.24	101.15	9.52	1	01/06/15	01/06/20	29/12/18		100
FIRST CAPITAL	CFVF/BC/12/03/19C14	14-08-2014		110.34	14	1	12/03/14	12/03/19	29/12/18	BBB+	100
COMM LEASE & FIN	CLC/BD/21/07/20-C2310-9.75	13-10-2017	9.47	100.67	9.75	1	21/07/15	21/07/20	29/12/18		100
COM.CREDIT	COCR/BD/10/12/20-C2335-10.4			100.00	10.4	2	10/12/15	10/12/20	07/06/19		100
COM.CREDIT	COCR/BD/10/12/20-C2336			100.00	11.51	2	10/12/15	10/12/20	07/06/19		100
COM.CREDIT	COCR/BD/01/06/20-C2299-10.5	23-05-2018	10.50	100.00	10.5	4	01/06/15	01/06/20	28/12/18		100
COMMERCIAL BANK	COMB/BD/22/07/28-C2405-12.5			100.00	12.5	2	23/07/18	22/07/28	22/01/19		100
COMMERCIAL BANK	COMB/BD/08/03/26-C2342-11.25	24-12-2018	13.45	90.00	11.25	2	09/03/16	08/03/26	07/03/19		100
COMMERCIAL BANK	COMB/BD/22/07/23-C2404-12			100.00	12	2	23/07/18	22/07/23	22/01/19		100
COMMERCIAL BANK	COMB/BD/08/03/21-C2341-10.75	27-07-2017	17.96	81.40	10.75	2	09/03/16	08/03/21	07/03/19		100
COMMERCIAL BANK	COMB/BD/27/10/26-C2359-12.25			100.00	12.25	2	28/10/16	27/10/26	26/04/19		100
COMMERCIAL BANK	COMB/BD/27/10/21-C2360-12	13-06-2018	11.02	102.66	12	2	28/10/16	27/10/21	26/04/19		100
SOFTLOGIC FIN	CRL/BC/29/08/19B7.69	06-06-2018	9.67	100.00	10.06	4	29/08/14	29/08/19	28/12/18	AAA	100
SOFTLOGIC FIN	CRL/BC/29/08/19A10	11-10-2018	10.00	100.00	10	4	29/08/14	29/08/19	28/12/18	AAA	100
DFCC BANK PLC	DFCC/BD/29/03/25-C2394-13			100.00	13	1	29/03/18	29/03/25	28/03/19		100
DFCC BANK PLC	DFCC/BD/09/11/23-C2367-12.75	29-03-2017	12.71	100.00	12.75	1	09/11/16	09/11/23	07/11/19		100
DFCC BANK PLC	DFCC/BD/29/03/23-C2393-12.6	09-04-2018	12.58	100.05	12.6	1	29/03/18	29/03/23	28/03/19		100
DFCC BANK PLC	DFCC/BD/18/03/19-C2345-10.625	30-08-2018	11.00	99.53	10.625	1	18/03/16	18/03/19	16/03/19		100
DFCC BANK PLC	DFCC/BD/09/11/21-C2366-12.15			100.00	12.15	1	09/11/16	09/11/21	07/11/19		100
DFCC BANK PLC	DVBD/BD/10/06/20-C2306-9.4	29-11-2018	13.50	94.54	9.4	1	10/06/15	10/06/20	08/06/19		100
DFCC BANK PLC	DVBD/BD/10/06/20-C2305-9.1	27-09-2018	9.04	100.00	9.1	1	10/06/15	10/06/20	08/06/19		100

Daily Movements Corporate Debt on 28-12-2018

நிசமீத டீனெஃ சாஃமீத ஓய சஃலெஃயன்
தீனசரி தனியார்துறைக் கடன்களின் அசைவுகள்

Company Name	Code	Last Traded Date	Last Traded Yield	Last Traded Price	Coupon Rate	Coupon Frequency	Issued Date	Maturity Date	Next Coupon Due Date	Credit Rating (As at date of listing)	Par Value (Rs.)
சமூகமீ நம	சஃனீதய	ஃலீசன் னெஃனெ டீன	ஃலீசன் னெஃனெலீ ஃலெஃயீன ஃயெ	ஃலீசன் னெஃனெ ஡ீன	ஃலீனானீ ஃன	ஃலீனானீ ஃல	நீஃனீ கல டீன	கலீஃலென் டீன	஡ீலெ ஡ீன	ஓய ஡ீனீய (ஃஃஃஃஃஃஃ ஡ீனெ ஡ீனெ)	஡ீனானெ ஃலீனானெ
கம்பனி பெயர்	குறியீடு	இறுதி வியாபாரத்தினம்	இறுதி விலை விளைவு	வியாபார விலை	வட்டிவீதம்	வட்டிவீத தடவைகள்	வழங்கல் திகதி	முதர்வு திகதி	அடுத்த வட்டி நிவ்வை திகதி	ஆரம்ப கடன் தரப்படுத்தல்	முகப் பெறுமதி

BANKS FINANCE AND INSURANCE

SINGER FINANCE	SFIN/BD/17/06/20-C2307-9.95			100.00	9.95	1	17/06/15	17/06/20	29/12/18		100
SINGER FINANCE	SFIN/BD/06/04/20-C2347-12	02-09-2016	11.99	100.00	12	2	06/04/16	06/04/20	05/04/19		100
SINGER FINANCE	SFIN/BD/06/04/19-C2348-11.5	02-01-2017	11.54	99.88	11.5	2	06/04/16	06/04/19	05/04/19		100
SIYAPATHA FIN	SLFL/BD/20/09/21-C2357-13.5	29-03-2017	13.43	100.00	13.5	1	20/09/16	20/09/21	18/09/19		100
SIYAPATHA FIN	SLFL/BD/04/10/22-C2384-12.5			100.00	12.5	1	04/10/17	04/10/22	02/10/19		100
SIYAPATHA FIN	SLFL/BD/24/12/19-C2281-8.9	02-07-2015	8.88	99.98	8.9	1	24/12/14	24/12/19	29/12/18	BB	100
SIYAPATHA FIN	SLFL/BD/20/09/19-C2358-13	13-11-2018	13.26	99.70	13	1	20/09/16	20/09/19	18/09/19		100
VALLIBEL FINANCE	VFIN/BD/31/03/20-C2298-10.25	20-07-2016	10.48	99.28	10.25	2	31/03/15	31/03/20	28/03/19		100
VALLIBEL FINANCE	VFIN/BC/20/02/19B15	18-04-2017	15.01	100.00	15	2	20/02/14	20/02/19	20/02/19	BB	100
VALLIBEL FINANCE	VFIN/BC/20/02/19A14.75	16-10-2018	14.77	100.00	14.75	4	20/02/14	20/02/19	28/12/18	BB	100
VALLIBEL FINANCE	VFIN/BC/20/02/19C15.5	11-12-2018	13.97	100.00	15.5	1	20/02/14	20/02/19	20/02/19	BB	100

BEVERAGE FOOD AND TOBACCO

LION BREWERY	LION/BD/08/12/19-C2270			100.00	7.85	2	08/12/14	08/12/19	28/03/19		100
--------------	------------------------	--	--	--------	------	---	----------	----------	----------	--	-----

CONSTRUCTION AND ENGINEERING

ACCESS ENG SL	AEL/BD/18/11/21-C2326-10.45			100.00	10.45	2	18/11/15	18/11/21	16/05/19		100
ACCESS ENG SL	AEL/BD/18/11/22-C2327-10.72			100.00	10.72	2	18/11/15	18/11/22	16/05/19		100
ACCESS ENG SL	AEL/BD/18/11/20-C2324-10.25			100.00	10.25	2	18/11/15	18/11/20	16/05/19		100
ACCESS ENG SL	AEL/BD/17/11/23-C2325-10.95			100.00	10.95	2	18/11/15	17/11/23	16/05/19		100
MTD WALKERS	KAPI/BD/30/09/19-C2410-11.75	09-11-2018	11.68	100.03	11.75	2	01/10/18	30/09/19	30/03/19		100
MTD WALKERS	KAPI/BD/30/09/20-C2411-12.25			100.00	12.25	2	01/10/18	30/09/20	30/03/19		100

DIVERSIFIED HOLDINGS

DUNAMIS CAPITAL	CSEC/BC/05/08/19A12.5	21-12-2018	12.50	100.16	12.5	1	05/08/14	05/08/19	29/12/18	BBB	100
DUNAMIS CAPITAL	CSEC/BD/04/12/20-C2334			100.00	12	2	04/12/15	04/12/20	03/06/19		100
DUNAMIS CAPITAL	CSEC/BD/04/12/20-C2333-10.5	21-12-2018	12.50	96.63	10.5	2	04/12/15	04/12/20	03/06/19		100
HAYLEYS	HAYL/BD/31/07/23-C2407			100.00	12.44	2	31/07/18	31/07/23	30/01/19		100
HAYLEYS	HAYL/BD/06/03/19-C2296-7.6			100.00	7.6	2	06/03/15	06/03/19	05/03/19		100
HAYLEYS	HAYL/BD/31/07/23-C2406-12.5			100.00	12.5	2	31/07/18	31/07/23	30/01/19		100
HAYLEYS	HAYL/BD/31/05/19-C2349	16-11-2018	13.18	99.00	12.35	2	31/05/16	31/05/19	29/05/19		100
HAYLEYS	HAYL/BD/06/03/20-C2297-7.85			100.00	7.85	2	06/03/15	06/03/20	05/03/19		100
HEMAS HOLDINGS	HHL/BC/29/04/19A11	21-12-2018	12.48	99.50	11	2	29/04/14	29/04/19	28/03/19	A+	100
RICHARD PIERIS	RICH/BC/16/05/19C11.25	10-12-2018	14.98	98.50	11.25	2	16/05/14	16/05/19	28/03/19	AA-	100

HEALTH CARE

NAWALOKA	NHL/BC/30/09/22E14.4			100.00	14.4	4	30/09/13	30/09/22	28/12/18	A	100
NAWALOKA	NHL/BC/30/09/21D14.35			100.00	14.35	4	30/09/13	30/09/21	28/12/18	A	100
NAWALOKA	NHL/BC/30/09/19B14.15	16-11-2015	10.40	111.80	14.15	4	30/09/13	30/09/19	28/12/18	A	100
NAWALOKA	NHL/BC/30/09/23F14.45	19-12-2018	13.03	105.00	14.45	4	30/09/13	30/09/23	28/12/18	A	100

PLANTATIONS

KOTAGALA	KOTA/BC/26/05/19B14.5	11-12-2018	14.54	100.00	14.5	2	27/05/14	26/05/19	29/12/18	BBB-	100
KOTAGALA	KOTA/BC/26/05/21D15	11-12-2018	15.00	100.00	15	2	27/05/14	26/05/21	29/12/18	BBB-	100
KOTAGALA	KOTA/BC/26/05/20C14.75	17-12-2018	14.76	100.00	14.75	2	27/05/14	26/05/20	29/12/18	BBB-	100

TELECOMMUNICATIONS

SLT	SLTL/BD/19/04/28-C2400-12.75			100.00	12.75	1	19/04/18	19/04/28	18/04/19		100
SLT	SLTL/BD/19/04/28-C2403-			100.00	12.75	2	19/04/18	19/04/28	17/04/19		100

Daily Movements Corporate Debt on 28-12-2018

நிசமீத டிஸ்கோ சாஸமீத ஶாஸ சஸலலஸஸன்
தினசரி தனியார்துறைக் கலன்களின் அஸசவுகள்

Company Name	Code	Last Traded Date	Last Traded Yeild	Last Traded Price	Coupon Rate	Coupon Frequency	Issued Date	Maturity Date	Next Coupon Due Date	Credit Rating (As at date of listing)	Par Value (Rs.)
சஸஸஸஸஸ ஶஸ	சஸஸஸஸஸ	ஶஸஸஸஸ ஶஸஸஸஸ ஶஸ	ஶஸஸஸஸ ஶஸஸஸஸ ஶஸஸஸஸ ஶஸ	ஶஸஸஸஸ ஶஸஸஸஸ ஶஸஸஸஸ ஶஸ	ஶஸஸஸஸ ஶஸஸஸஸ ஶஸ	ஶஸஸஸஸ ஶஸஸஸஸ ஶஸ	ஶஸஸஸஸ ஶஸஸஸஸ ஶஸ	ஶஸஸஸஸ ஶஸஸஸஸ ஶஸ	ஶஸஸஸஸ ஶஸஸஸஸ ஶஸ	ஶஸஸஸஸ ஶஸஸஸஸ ஶஸ	ஶஸஸஸஸ ஶஸ
கஸஸஸஸ ஶஸஸஸ	கஸஸஸஸஸ	ஶஸஸஸஸ ஶஸஸஸஸ ஶஸ	ஶஸஸஸஸ ஶஸஸஸஸ ஶஸ	ஶஸஸஸஸ ஶஸஸஸஸ ஶஸ	ஶஸஸஸஸ ஶஸஸஸஸ ஶஸ	ஶஸஸஸஸ ஶஸஸஸஸ ஶஸ	ஶஸஸஸஸ ஶஸஸஸஸ ஶஸ	ஶஸஸஸஸ ஶஸஸஸஸ ஶஸ	ஶஸஸஸஸ ஶஸஸஸஸ ஶஸ	ஶஸஸஸஸ ஶஸ	ஶஸஸஸஸ ஶஸ

TELECOMMUNICATIONS

12.75

TRADING

ABANS PLC	ABNS/BD/26/12/19-C2286-9	27-04-2018	14.25	92.48	9	2	26/12/14	26/12/19	24/06/19		100
SINGER SRI LANKA	SINS/BD/15/03/19-C2343			100.00	10.1	2	15/03/16	15/03/19	14/03/19		100
SINGER SRI LANKA	SINS/BD/15/03/19-C2344-10.5			100.00	10.5	2	15/03/16	15/03/19	14/03/19		100
SINGER SRI LANKA	SINS/BD/28/09/21-C2412-12			100.00	12	2	28/09/18	28/09/21	28/03/19		100

DEBT MARKET / ஶாஸ லேலேடலேல / கலன் சந்ஸை

CORPORATE DEBT	TODAY	PRV.DAY
சாஸஸஸஸ ஶாஸ	ஶஸ ஶஸ	ஶஸ ஶஸ
தனியார்துறைக் கலன்	ஶஸ	ஶஸ
		27-12-2018
VALUE OF TURNOVER(Rs.)	0	49,000
ஶஸஸஸஸ ஶஸஸஸஸ ஶஸ		
VOLUME OF TURNOVER (No.)	0	500
ஶஸஸஸஸ ஶஸஸஸஸ ஶஸ		
TRADES (No.)	0	1
ஶஸஸஸஸ ஶஸஸஸஸ ஶஸ		

GOVT. SECURITIES	TODAY	PRV.DAY
ஶஸஸ ஶஸஸஸஸ	ஶஸ ஶஸ	ஶஸ ஶஸ
அஸச ஶஸஸஸஸஸஸ	ஶஸ	ஶஸ
		09-07-2012
VALUE OF TURNOVER(Rs.)	0	3,000,086
ஶஸஸஸஸ ஶஸஸஸஸ ஶஸ		
VOLUME OF TURNOVER (No.)	0	3,325,200
ஶஸஸஸஸ ஶஸஸஸஸ ஶஸ		
TRADES (No.)	0	1
ஶஸஸஸஸ ஶஸஸஸஸ ஶஸ		

Price changes during the week 24-12-2018 to 28-12-2018

සතිය තුළ මිල වෙනස්වීම්

வாரத்துக்கான விலை அசைவுகள்

Company Name	Prv. Week's Close Price (Rs.)	Cur. Week's Close Price (Rs.)	Highest Price (Rs.)	Lowest Price (Rs.)	Change in Price During the week(Rs.)	Trade Volume (No.)	Share Volume (No.)	Turnover (Rs.)	52 Week Highest Price(Rs.)	52 Week Lowest Price(Rs.)
සමාගමේ නම	පෙර සතියේ සමාජන මිල	මේ සතියේ සමාජන මිල	ඉහළම මිල	පහළම මිල	සතිය තුළදී මිල වෙනස්වීම	ගනුදෙනු ප්‍රමාණය	කොටස් ප්‍රමාණය	පිරිවැටුම	සති 52 තුළ ඉහළම මිල	සති 52 තුළ අවම මිල
கம்பனி பெயர்	கடந்த வார நிறைவு விலை	இவ்வார நிறைவு விலை	உயர்ந்த விலை	குறைந்த விலை	வாரத்தின் விலை அசைவு	வியாபார அளவுகள்	அலகு அளவுகள்	புரள்வு	52வார உயர் விலை	52வார குறைந்த விலை

AUTOMOBILES & COMPONENTS

MAIN BOARD

KELANI TYRES	35.20	36.70	36.90	36.60	1.50	3	111	4,078.60	49.50	33.00
--------------	-------	-------	-------	-------	------	---	-----	----------	-------	-------

BANKS

MAIN BOARD

COMMERCIAL BANK	115.50	115.00	115.90	114.80	(0.50)	109	483,017	55,552,593.20	142.50	107.50
COMMERCIAL BANK	95.10	96.60	97.00	95.60	1.50	11	792	76,387.30	110.00	88.00
DFCC BANK PLC	90.00	93.30	95.00	90.50	3.30	25	2,811	264,095.90	124.70	87.00
HDFC	26.00	26.00	27.40	26.00	0.00	19	3,572	93,685.80	36.50	23.00
HNB	211.00	214.10	216.00	214.00	3.10	17	369	79,263.50	257.50	200.00
HNB	166.00	168.10	168.50	165.50	2.10	21	3,672	612,918.10	200.00	150.00
NAT. DEV. BANK	105.20	105.00	107.50	105.00	(0.20)	130	218,432	22,957,236.90	141.40	98.00
NATIONS TRUST	88.10	90.00	90.50	88.00	1.90	46	101,468	9,132,141.50	93.00	77.00
PAN ASIA	14.90	14.50	15.00	13.80	(0.40)	21	17,863	259,682.00	17.60	13.00
SAMPATH	235.30	235.00	235.00	233.40	(0.30)	180	67,984	15,957,209.80	335.50	218.00
SANASA DEV. BANK	74.90	73.00	74.90	72.50	(1.90)	41	7,248	528,327.40	112.90	70.00
SEYLAN BANK	78.10	78.00	82.40	78.00	(0.10)	33	79,673	6,341,289.20	94.80	64.10
SEYLAN BANK	45.10	44.90	46.50	44.80	(0.20)	47	54,224	2,440,862.30	59.00	37.00
UNION BANK	11.50	11.10	11.70	11.10	(0.40)	68	80,643	907,516.70	15.80	10.70

DIRI SAVI BOARD

AMANA BANK	3.10	3.10	3.10	3.00	0.00	12	43,257	134,051.70	3.70	3.00
------------	------	------	------	------	------	----	--------	------------	------	------

CAPITAL GOODS

MAIN BOARD

ACCESS ENG SL	14.30	14.10	14.70	14.10	(0.20)	306	615,577	8,751,362.90	24.00	13.50
ACL	36.90	36.00	37.80	36.00	(0.90)	34	8,795	317,485.30	44.70	36.00
AITKEN SPENCE	46.20	46.10	48.00	46.00	(0.10)	21	3,091	145,132.30	56.50	42.50
ALUFAB	17.40	16.60	17.40	16.60	(0.80)	9	1,808	30,066.80	24.50	15.00
CENTRAL IND.	28.20	28.80	28.80	28.10	0.60	9	4,071	114,720.50	42.90	26.00
DOCKYARD	55.50	55.60	56.80	55.50	0.10	4	311	17,291.80	93.50	50.50
E B CREASY	1,490.00	1,490.00	1,490.00	1,490.00	0.00	2	2	2,980.00	1,740.00	1,010.10
FORT LAND	14.90	15.40	15.40	15.00	0.50	8	17,128	259,417.20	22.80	14.10
HAYLEYS	185.20	185.00	189.00	184.50	(0.20)	20	8,836	1,636,959.90	243.00	175.00
HEMAS HOLDINGS	89.00	88.50	88.90	87.00	(0.50)	38	1,135,679	100,507,419.60	127.00	83.50
JKH	157.00	156.00	158.00	150.20	(1.00)	99	989,518	153,955,188.10	167.00	126.00
KELANI CABLES	72.00	75.80	75.90	70.50	3.80	13	3,669	275,668.70	100.00	68.00
LANKA ASHOK	820.00	820.00	815.00	815.00	0.00	1	2	1,630.00	1,240.00	750.10
LANKA TILES	75.00	75.00	75.00	75.00	0.00	8	6,230	467,250.00	113.80	74.50
LANKA WALLTILE	70.60	72.00	72.00	71.00	1.40	4	614	44,108.00	109.90	70.20

Price changes during the week 24-12-2018 to 28-12-2018

සතිය තුළ මිල වෙනස්වීම්

வாரத்துக்கான விலை அசைவுகள்

Company Name	Prv. Week's Close Price (Rs.)	Cur. Week's Close Price (Rs.)	Highest Price (Rs.)	Lowest Price (Rs.)	Change in Price During the week(Rs.)	Trade Volume (No.)	Share Volume (No.)	Turnover (Rs.)	52 Week Highest Price(Rs.)	52 Week Lowest Price(Rs.)
සමාගමේ නම	පෙර සතියේ සමාජන මිල	මේ සතියේ සමාජන මිල	ඉහළම මිල	පහළම මිල	සතිය තුළදී මිල වෙනස්වීම	ගනුදෙනු ප්‍රමාණය	කොටස් ප්‍රමාණය	පිරිවැටුම	සති 52 තුළ ඉහළම මිල	සති 52 තුළ අඩම මිල
கம்பனி பெயர்	கடந்த வார நிறைவு விலை	இவ்வார நிறைவு விலை	உயர்ந்த விலை	குறைந்த விலை	வாரத்தின் விலை அசைவு	வியாபார அளவுகள்	அலகு அளவுகள்	புரள்வு	52வார உயர் விலை	52வார குறைந்த விலை

CAPITAL GOODS

MAIN BOARD

LAXAPANA	10.90	11.00	11.10	10.50	0.10	7	1,199	12,949.50	13.00	9.70
RENUKA HOLDINGS	16.50	16.90	17.70	16.50	0.40	21	29,652	494,824.40	24.90	14.00
RENUKA HOLDINGS	12.30	13.40	13.50	13.00	1.10	6	17,993	241,749.70	19.00	10.50
RICHARD PIERIS	10.30	10.30	10.50	10.20	0.00	37	163,204	1,681,101.20	13.80	9.90
ROYAL CERAMIC	74.70	74.60	76.00	74.00	(0.10)	21	5,238	390,163.00	122.00	72.30
SOFTLOGIC	20.60	21.40	22.00	20.50	0.80	146	2,407,041	51,365,480.90	26.20	12.00

DIRI SAVI BOARD

LANKA CERAMIC	149.50	130.90	131.00	130.50	(18.60)	4	110	14,394.50	178.00	130.00
LANKEM CEYLON	25.90	28.10	29.50	28.00	2.20	3	106	2,976.90	50.50	24.00
SERENDIB ENG.GRP	6.10	6.30	6.70	6.10	0.20	33	6,702	42,460.90	10.00	5.10
VALLIBEL ONE	16.50	17.00	17.20	16.70	0.50	23	5,455	91,874.40	25.00	15.90

WATCH LIST

MTD WALKERS	11.10	11.10	11.50	10.80	0.00	151	85,960	941,347.10	25.50	6.90
OFFICE EQUIPMENT	89.90	89.90	90.00	90.00	0.00	3	21	1,890.00	91.90	45.00
SIERRA CABL	2.10	2.00	2.10	2.00	(0.10)	23	50,401	102,002.00	2.70	1.80

COMMERCIAL & PROFESSIONAL SERVICES

MAIN BOARD

GESTETNER	100.00	100.00	96.00	96.00	0.00	1	30	2,880.00	125.00	96.00
-----------	--------	--------	-------	-------	------	---	----	----------	--------	-------

CONSUMER DURABLES & APPAREL

MAIN BOARD

BLUE DIAMONDS	.60	.60	.60	.50	0.00	12	17,013	9,807.70	1.20	.50
BLUE DIAMONDS	.30	.30	.30	.30	0.00	5	5,002	1,500.60	.60	.20
DANKOTUWA PORCEL	6.30	6.20	6.60	6.20	(0.10)	26	10,235	64,560.30	8.40	5.90
HAYLEYS FABRIC	9.30	9.00	9.30	8.90	(0.30)	146	523,111	4,723,378.50	14.90	8.40
HAYLEYS FIBRE	74.60	74.50	76.50	74.10	(0.10)	50	11,333	849,015.80	82.00	60.00
KELSEY	30.40	30.40	33.00	30.40	0.00	3	4	124.80	47.90	24.00
REGNIS	70.00	70.10	70.30	70.00	0.10	4	250	17,524.00	123.00	65.10
TEEJAY LANKA	32.80	32.50	32.80	32.30	(0.30)	55	191,324	6,218,881.10	36.60	27.60

DIRI SAVI BOARD

AMBEON HOLDINGS	11.10	10.80	11.10	10.80	(0.30)	14	11,010	120,184.00	12.90	8.60
SINGER IND.	64.00	62.60	64.00	62.00	(1.40)	4	597	37,764.00	175.00	62.00

WATCH LIST

AMBEON CAPITAL	4.20	4.00	4.20	4.00	(0.20)	19	26,500	106,683.60	6.20	4.00
----------------	------	------	------	------	--------	----	--------	------------	------	------

Price changes during the week 24-12-2018 to 28-12-2018

සතිය තුළ මිල වෙනස්වීම්

வாரத்துக்கான விலை அசைவுகள்

Company Name	Prv. Week's Close Price (Rs.)	Cur. Week's Close Price (Rs.)	Highest Price (Rs.)	Lowest Price (Rs.)	Change in Price During the week(Rs.)	Trade Volume (No.)	Share Volume (No.)	Turnover (Rs.)	52 Week Highest Price(Rs.)	52 Week Lowest Price(Rs.)
සමාගමේ නම	පෙර සතියේ සමාජන මිල	මේ සතියේ සමාජන මිල	ඉහළම මිල	පහළම මිල	සතිය තුළදී මිල වෙනස්වීම්	ගනුදෙනු ප්‍රමාණය	කොටස් ප්‍රමාණය	පිරිවැටුම	සති 52 තුළ ඉහළම මිල	සති 52 තුළ අවම මිල
கம்பனி பெயர்	கடந்த வார நிறைவு விலை	இவ்வார நிறைவு விலை	உயர்ந்த விலை	குறைந்த விலை	வாரத்தின் விலை அசைவு	வியாபார அளவுகள்	அலகு அளவுகள்	புரள்வு	52வார உயர் விலை	52வார குறைந்த விலை

CONSUMER SERVICES

MAIN BOARD

A.SPEN.HOT.HOLD.	27.40	27.00	27.40	26.10	(0.40)	8	1,427	38,798.70	35.00	24.00
AHOT PROPERTIES	39.00	41.20	42.00	39.90	2.20	9	5,145	205,986.00	57.00	34.80
AMAYA LEISURE	37.70	38.00	41.90	38.00	0.30	2	1,010	38,419.00	56.00	36.20
CITRUS LEISURE	4.90	4.80	4.80	4.70	(0.10)	5	2,534	12,163.00	9.10	4.70
HOTEL SIGIRIYA	54.00	57.20	60.00	54.60	3.20	128	15,674	907,973.90	76.50	45.00
HOTELS CORP.	11.00	11.00	12.90	11.60	0.00	2	11	140.60	17.30	11.00
HUNAS FALLS	76.00	80.50	82.00	76.30	4.50	9	498	40,011.20	104.00	50.00
KANDY HOTELS	5.00	4.80	5.10	4.80	(0.20)	4	332	1,620.10	6.50	4.70
KEELLS HOTELS	7.80	7.70	7.80	7.70	(0.10)	12	16,115	124,232.50	10.10	7.40
KINGSBURY	14.50	14.50	14.60	14.50	0.00	13	56,800	824,000.00	19.60	12.90
RENUKA CITY HOT.	265.00	255.00	255.10	255.00	(10.00)	3	212	54,061.20	356.00	210.00
SIGIRIYA VILLAGE	41.00	40.30	40.40	40.00	(0.70)	4	207	8,350.00	49.90	37.00
TANGERINE	37.00	36.40	38.00	36.40	(0.60)	7	890	33,128.30	52.00	34.20

DIRI SAVI BOARD

BANSEI RESORTS	6.20	6.00	6.10	5.70	(0.20)	12	1,514	8,913.30	7.50	4.10
BERUWALA RESORTS	.70	.70	.70	.60	0.00	29	220,939	154,657.10	.90	.50
CITRUS HIKKADUWA	3.90	3.90	4.00	3.80	0.00	15	25,440	99,216.30	12.00	3.70
CITRUS WASKADUWA	2.50	2.50	2.50	2.50	0.00	4	1,863	4,657.50	3.90	2.30
EDEN HOTEL LANKA	13.00	13.80	14.00	12.90	0.80	23	24,269	320,073.60	18.60	10.00
FORTRESS RESORTS	9.10	9.10	9.50	9.10	0.00	9	145	1,321.30	12.30	8.60
GALADARI	6.60	6.80	6.90	6.60	0.20	27	17,964	120,187.10	9.70	6.40
JETWING SYMPHONY	12.00	12.00	11.90	11.90	0.00	2	50	595.00	16.00	.00
LIGHTHOUSE HOTEL	28.60	29.20	33.00	29.00	0.60	26	5,430	174,806.40	45.00	27.10
MAHAWELI REACH	12.80	12.90	13.60	12.70	0.10	11	2,601	34,283.60	19.80	12.60
MARAWILA RESORTS	1.70	1.80	1.80	1.70	0.10	15	134,059	227,911.30	2.70	1.70
PALM GARDEN HOTEL	21.40	21.40	24.70	22.00	0.00	8	117	2,728.10	29.90	19.10
PEGASUS HOTELS	23.00	22.20	23.00	22.20	(0.80)	5	278	6,182.80	33.00	20.00
RAMBODA FALLS	17.50	17.50	18.50	17.50	0.00	2	36	631.00	22.20	15.90
RENUKA HOTELS	51.00	51.00	51.50	51.50	0.00	1	20	1,030.00	125.00	35.00
ROYAL PALMS	15.00	14.70	15.50	14.60	(0.30)	17	63,010	926,213.00	21.90	14.60
TAL LANKA	13.20	12.90	13.90	12.70	(0.30)	19	2,796	38,090.80	19.60	11.30

WATCH LIST

ANILANA HOTELS	1.20	1.20	1.30	1.20	0.00	21	107,060	128,473.90	1.60	.90
BROWNS BEACH	12.60	12.50	12.60	12.50	(0.10)	7	1,478	18,575.00	17.40	12.00

Price changes during the week 24-12-2018 to 28-12-2018

සතිය තුළ මිල වෙනස්වීම්

වාර්තා කළ හැකි වශයෙන් වටිනාකම්

Company Name	Prv. Week's Close Price (Rs.)	Cur. Week's Close Price (Rs.)	Highest Price (Rs.)	Lowest Price (Rs.)	Change in Price During the week (Rs.)	Trade Volume (No.)	Share Volume (No.)	Turnover (Rs.)	52 Week Highest Price (Rs.)	52 Week Lowest Price (Rs.)
සමාගමේ නම	පෙර සතියේ සමාජන මිල	මේ සතියේ සමාජන මිල	ඉහළම මිල	පහළම මිල	සතිය තුළදී මිල වෙනස්වීම්	ගනුදෙනු ප්‍රමාණය	කොටස් ප්‍රමාණය	පිරිවැටුම	සති 52 තුළ ඉහළම මිල	සති 52 තුළ අවම මිල
කම්පනී பெயர்	கடந்த வார நிறைவு விலை	இவ்வார நிறைவு விலை	உயர்ந்த விலை	குறைந்த விலை	வாரத்தின் விலை அசைவு	வியாபார அளவுகள்	அலகு அளவுகள்	புள்ளி	52வார உயர் விலை	52வார குறைந்த விலை

DIVERSIFIED FINANCIALS

MAIN BOARD

ALLIANCE	58.80	57.60	59.50	57.20	(1.20)	10	1,144	65,502.00	74.00	56.50
ASIA ASSET	.90	.90	1.00	.90	0.00	59	203,100	182,806.70	1.50	.80
CDB	82.60	83.00	83.00	82.00	0.40	2	101	8,382.00	94.00	63.00
CDB	70.20	70.00	70.00	70.00	(0.20)	1	224	15,680.00	82.50	56.00
CENTRAL FINANCE	89.70	90.00	91.50	89.00	0.30	33	57,303	5,155,629.40	110.00	87.00
CEYLON GUARDIAN	66.20	66.20	69.60	69.50	0.00	2	2	139.10	99.80	65.00
CEYLON INV.	37.20	37.20	38.40	37.20	0.00	11	2,858	107,730.10	49.00	33.00
DUNAMIS CAPITAL	37.60	39.90	41.00	38.00	2.30	27	6,065	237,753.00	45.00	17.00
FIRST CAPITAL	30.00	29.00	30.50	29.00	(1.00)	36	93,872	2,801,471.40	37.40	24.50
L O L C HOLDINGS	87.00	89.90	90.00	87.10	2.90	13	2,677	238,366.70	138.00	82.40
LANKA VENTURES	42.00	42.10	42.10	42.00	0.10	6	88,740	3,735,810.00	55.50	38.20
LB FINANCE	122.10	123.00	123.00	120.20	0.90	5	3,191	388,419.80	132.00	110.00
NATION LANKA	.60	.60	.70	.60	0.00	23	64,601	40,921.00	1.40	.60
PEOPLES LEASING	16.30	16.30	16.50	16.20	0.00	95	87,434	1,430,829.90	17.30	13.90
S M B LEASING	.50	.50	.60	.40	0.00	33	1,060,933	530,575.30	.80	.40
S M B LEASING	.30	.30	.30	.30	0.00	3	1,115	334.50	.30	.20
SINGER FINANCE	13.90	13.90	13.90	13.60	0.00	7	4,111	56,641.90	17.00	12.50
VALLIBEL FINANCE	68.70	68.70	68.80	68.80	0.00	3	80	5,504.00	75.90	60.00

DIRI SAVI BOARD

ASIA SIYAKA	2.10	2.00	2.10	2.00	(0.10)	12	5,801	12,082.10	2.80	1.90
BIMPUATH FINANCE	32.30	30.50	32.00	30.50	(1.80)	9	1,324	40,386.50	49.70	26.50
CFI	51.00	50.20	51.10	48.00	(0.80)	3	103	5,171.50	69.00	40.00
CIT	58.10	58.60	58.70	58.60	0.50	2	102	5,979.70	89.90	56.00
COM.CREDIT	29.90	29.90	29.80	29.80	0.00	1	1	29.80	45.10	.00
DIALOG FINANCE	43.00	44.50	44.90	43.00	1.50	7	1,571	69,054.90	78.70	22.00
GUARDIAN CAPITAL	22.30	22.90	22.90	21.60	0.60	19	3,912	85,858.90	35.00	19.50
ORIENT FINANCE	15.00	15.50	16.50	15.40	0.50	288	367,355	5,836,613.50	21.70	10.50
PRIME FINANCE	18.10	18.10	18.40	18.20	0.00	4	31	564.40	24.30	14.40
RENUKA CAPITAL	4.00	3.90	4.10	3.90	(0.10)	21	12,759	50,305.90	5.00	3.70
SOFTLOGIC CAP	6.20	6.10	6.20	6.00	(0.10)	19	53,005	318,885.10	6.40	4.30
SOFTLOGIC FIN	26.40	27.60	27.90	25.00	1.20	10	357	9,473.80	40.00	22.90

WATCH LIST

ABANS FINANCIAL	17.60	17.90	17.90	17.00	0.30	5	415	7,415.00	25.50	16.20
ARPICO	150.00	150.00	153.00	153.00	0.00	1	1	153.00	178.40	140.00
ASIA CAPITAL	6.70	6.30	6.60	6.20	(0.40)	6	447	2,899.40	10.40	5.90
COMM LEASE & FIN	2.60	2.60	2.70	2.60	0.00	4	1,013	2,635.10	3.10	1.90
LOLC FINANCE	3.70	3.50	3.70	3.50	(0.20)	11	4,202	14,827.20	4.20	3.00

Price changes during the week 24-12-2018 to 28-12-2018

සතිය තුළ මිල වෙනස්වීම්

வாரத்துக்கான விலை அசைவுகள்

Company Name	Prv. Week's Close Price (Rs.)	Cur. Week's Close Price (Rs.)	Highest Price (Rs.)	Lowest Price (Rs.)	Change in Price During the week(Rs.)	Trade Volume (No.)	Share Volume (No.)	Turnover (Rs.)	52 Week Highest Price(Rs.)	52 Week Lowest Price(Rs.)
සමාගමේ නම	පෙර සතියේ සමාජන මිල	මේ සතියේ සමාජන මිල	ඉහළම මිල	පහළම මිල	සතිය තුළදී මිල වෙනස්වීම	ගනුදෙනු ප්‍රමාණය	කොටස් ප්‍රමාණය	පිරිවැටුම	සති 52 තුළ ඉහළම මිල	සති 52 තුළ අවම මිල
கம்பனி பெயர்	கடந்த வார நிறைவு விலை	இவ்வார நிறைவு விலை	உயர்ந்த விலை	குறைந்த விலை	வாரத்தின் விலை அசைவு	வியாபார அளவுகள்	அளவுகள்	புரள்வு	52வார உயர் விலை	52வார குறைந்த விலை

DIVERSIFIED FINANCIALS

WATCH LIST

MERCHANT BANK	8.50	9.00	9.10	8.60	0.50	171	225,035	2,010,398.20	14.70	7.40
PEOPLE'S MERCH	10.80	11.00	12.40	10.70	0.20	14	736	8,453.20	14.00	8.20
SINHAPUTHRA FIN	8.50	8.80	8.80	8.00	0.30	31	10,447	86,791.00	12.80	7.50
THE FINANCE CO.	2.10	2.10	2.30	2.10	0.00	23	25,024	52,752.60	5.70	2.00
THE FINANCE CO.	1.20	1.10	1.20	1.10	(0.10)	25	60,179	66,812.50	2.60	.90
TRADE FINANCE	58.00	60.90	64.00	56.20	2.90	11	266	15,872.10	75.00	42.00

ENERGY

MAIN BOARD

LANKA IOC	24.50	24.20	25.50	24.10	(0.30)	69	33,418	816,149.30	37.00	24.00
LAUGFS GAS	18.80	18.70	18.80	18.00	(0.10)	29	5,351	98,100.50	39.80	14.60
LAUGFS GAS	15.20	15.00	15.20	14.90	(0.20)	26	4,973	74,499.70	31.00	12.10

FOOD & STAPLES RETAILING

MAIN BOARD

CARGILLS	200.00	200.00	201.00	196.00	0.00	9	15,102	3,020,393.10	210.00	180.00
----------	--------	--------	--------	--------	------	---	--------	--------------	--------	--------

DIRI SAVI BOARD

TESS AGRO	.50	.50	.60	.50	0.00	44	361,145	182,116.90	1.20	.40
TESS AGRO	.40	.50	.50	.40	0.10	7	1,309	644.50	1.20	.40

FOOD, BEVERAGE & TOBACCO

MAIN BOARD

AGALAWATTE	13.90	14.50	14.50	14.50	0.60	1	100	1,450.00	22.80	12.50
BAIRAHA FARMS	124.10	128.00	128.00	123.90	3.90	22	2,064	258,509.20	152.00	115.00
BALANGODA	12.20	12.90	13.00	12.60	0.70	28	11,177	143,408.90	32.30	11.30
BUKIT DARAH	200.00	205.10	205.10	199.00	5.10	11	510	102,376.50	274.90	199.00
CARSONS	170.00	170.20	170.30	170.20	0.20	2	600	102,120.20	240.00	156.00
CEYLON TOBACCO	1,424.00	1,401.60	1,450.00	1,400.00	(22.40)	14	379	532,216.00	1,500.00	.00
COLD STORES	720.00	720.00	720.10	720.10	0.00	1	1	720.10	1,000.00	700.00
CONVENIENCE FOOD	450.00	450.00	475.00	410.00	0.00	4	19	8,319.40	570.00	327.00
GRAIN ELEVATORS	58.50	59.50	59.50	57.70	1.00	7	2,100	121,804.00	76.00	54.50
KAHAWATTE	39.50	39.50	36.00	36.00	0.00	1	5	180.00	44.00	30.40
KEGALLE	55.00	56.10	58.00	54.80	1.10	8	1,603	88,795.60	78.00	50.00
KOTAGALA	7.50	6.70	7.40	6.60	(0.80)	49	40,972	277,430.30	13.10	6.50
LANKEM DEV.	4.00	4.00	4.10	4.00	0.00	99	263,692	1,057,809.30	8.80	4.00
LION BREWERY	555.00	565.00	570.00	560.00	10.00	12	664	376,134.30	679.00	.00
MALWATTE	7.70	7.80	7.80	7.20	0.10	2	210	1,632.00	11.80	5.40
MALWATTE	4.30	4.30	4.40	4.10	0.00	11	1,673	6,944.00	10.70	4.00

Price changes during the week 24-12-2018 to 28-12-2018

සතිය තුළ මිල වෙනස්වීම්

வாரத்துக்கான விலை அசைவுகள்

Company Name	Prv. Week's Close Price (Rs.)	Cur. Week's Close Price (Rs.)	Highest Price (Rs.)	Lowest Price (Rs.)	Change in Price During the week(Rs.)	Trade Volume (No.)	Share Volume (No.)	Turnover (Rs.)	52 Week Highest Price(Rs.)	52 Week Lowest Price(Rs.)
සමාගමේ නම	පෙර සතියේ සමාජන මිල	මේ සතියේ සමාජන මිල	ඉහළම මිල	පහළම මිල	සතිය තුළදී මිල වෙනස්වීම	ගනුදෙනු ප්‍රමාණය	කොටස් ප්‍රමාණය	පිරිවැටුම	සති 52 තුළ ඉහළම මිල	සති 52 තුළ අවම මිල
கம்பனி பெயர்	கடந்த வார நிறைவு விலை	இவ்வார நிறைவு விலை	உயர்ந்த விலை	குறைந்த விலை	வாரத்தின் விலை அசைவு	வியாபார அளவுகள்	அலகு அளவுகள்	புரள்வு	52வார உயர் விலை	52வார குறைந்த விலை

FOOD, BEVERAGE & TOBACCO

MAIN BOARD

MELSTACORP	50.20	49.00	50.90	48.00	(1.20)	34	7,475,748	394,812,348.10	71.50	.00
NAMUNUKULA	58.10	61.20	61.30	60.00	3.10	5	641	39,101.00	114.90	55.50
NESTLE	1,690.40	1,690.40	1,700.10	1,685.00	0.00	9	111	188,255.20	1,899.00	1,600.00
RENUKA AGRI	2.00	2.10	2.20	2.00	0.10	38	939,333	1,970,199.30	2.60	1.80
RENUKA FOODS	13.20	13.00	13.10	13.00	(0.20)	2	400	5,200.70	20.00	10.50
RENUKA FOODS	10.50	10.50	10.00	10.00	0.00	1	20	200.00	17.00	8.00
TALAWAKELLE	47.50	49.20	49.50	47.90	1.70	8	4,750	231,100.00	61.00	42.50
TEA SMALLHOLDER	26.00	26.00	25.50	23.70	0.00	5	64	1,628.40	40.00	21.00
THREE ACRE FARMS	102.00	101.00	102.00	99.00	(1.00)	37	9,701	973,220.00	120.00	.00
WATAWALA	19.10	19.20	19.80	19.10	0.10	23	8,152	155,923.40	31.70	19.00

DIRI SAVI BOARD

BOGAWANTALAWA	9.40	9.40	10.00	9.00	0.00	38	11,430	107,211.00	18.60	8.60
BROWNS CAPITAL	3.50	3.40	3.60	3.40	(0.10)	54	152,448	529,346.30	4.80	2.90
BROWNS INVSTMENTS	1.90	1.80	1.90	1.80	(0.10)	51	207,758	387,078.30	3.40	1.80
DILMAH CEYLON	619.80	619.80	580.00	580.00	0.00	5	11	6,380.00	630.00	530.00
ELPITIYA	18.80	19.80	19.90	18.00	1.00	18	12,524	230,660.90	30.70	18.00
HAPUGASTENNE	16.00	16.00	16.70	16.00	0.00	9	231	3,720.50	32.00	13.50
HARISCHANDRA	1,499.50	1,499.50	1,450.00	1,450.00	0.00	2	5	7,250.00	1,599.00	1,057.10
HATTON	6.70	6.60	7.00	6.60	(0.10)	5	8,487	56,019.00	10.70	6.50
KEELLS FOOD	134.00	134.00	140.00	121.00	0.00	6	118	15,831.00	149.00	121.00
MASKELIYA	9.60	10.20	11.00	9.80	0.60	17	6,181	61,823.10	24.00	8.30
RAIGAM SALTERNS	2.00	2.00	2.10	2.00	0.00	15	41,811	83,627.10	2.50	1.80
UDAPUSSELLAWA	28.10	30.00	30.00	27.10	1.90	8	198	5,760.70	46.70	24.00

WATCH LIST

DISTILLERIES	16.20	16.30	16.90	16.20	0.10	35	38,571	628,586.70	35.00	15.80
GOOD HOPE	902.60	902.60	998.20	810.00	0.00	9	35	28,734.60	1,387.00	712.00
HVA FOODS	4.20	4.20	4.20	4.20	0.00	26	27,127	113,933.40	7.50	4.10
INDO MALAY	1,300.00	1,300.00	1,620.00	1,620.00	0.00	1	1	1,620.00	1,620.00	980.10
KOTMALE HOLDINGS	170.00	165.30	169.90	165.00	(4.70)	12	292	48,235.60	225.00	150.00
MADULSIMA	6.00	6.50	6.70	5.90	0.50	10	414	2,548.00	14.90	5.70
SELINSING	830.30	711.40	740.00	710.00	(118.90)	11	130	93,045.00	849.70	550.00
SHALIMAR	1,497.60	1,497.60	1,800.00	1,540.00	0.00	2	2	3,340.00	2,150.00	1,125.00

HEALTH CARE EQUIPMENT & SERVICES

MAIN BOARD

ASIRI	22.10	22.10	22.80	22.00	0.00	18	10,481	230,921.80	27.60	21.50
ASIRI SURG	9.50	9.60	9.80	9.50	0.10	20	5,967	57,555.50	11.60	9.20

Price changes during the week 24-12-2018 to 28-12-2018

සතිය තුළ මිල වෙනස්වීම්

வாரத்துக்கான விலை அசைவுகள்

Company Name	Prv. Week's Close Price (Rs.)	Cur. Week's Close Price (Rs.)	Highest Price (Rs.)	Lowest Price (Rs.)	Change in Price During the week(Rs.)	Trade Volume (No.)	Share Volume (No.)	Turnover (Rs.)	52 Week Highest Price(Rs.)	52 Week Lowest Price(Rs.)
සමාගමේ නම	පෙර සතියේ සමාජන මිල	මේ සතියේ සමාජන මිල	ඉහළම මිල	පහළම මිල	සතිය තුළදී මිල වෙනස්වීම	ගනුදෙනු ප්‍රමාණය	කොටස් ප්‍රමාණය	පිරිවැටුම	සති 52 තුළ ඉහළම මිල	සති 52 තුළ අවම මිල
கம்பனி பெயர்	கடந்த வார நிறைவு விலை	இவ்வார நிறைவு விலை	உயர்ந்த விலை	குறைந்த விலை	வாரத்தின் விலை அசைவு	வியாபார அளவுகள்	அலகு அளவுகள்	புரள்வு	52வார உயர் விலை	52வார குறைந்த விலை

HEALTH CARE EQUIPMENT & SERVICES

MAIN BOARD

DURDANS	75.00	71.10	72.10	71.10	(3.90)	4	104	7,398.40	87.00	70.10
MULLERS	.70	.70	.70	.60	0.00	45	10,759	7,211.30	1.20	.50
NAWALOKA	4.40	4.70	4.70	4.60	0.30	7	2,711	12,480.70	4.80	4.10

DIRI SAVI BOARD

E - CHANNELLING	4.30	4.30	4.40	4.20	0.00	8	13,237	56,859.10	7.00	4.00
-----------------	------	------	------	------	------	---	--------	-----------	------	------

WATCH LIST

LANKA HOSPITALS	39.40	42.60	42.60	40.00	3.20	2	400	16,260.00	64.00	39.00
SINGHE HOSPITALS	1.40	1.40	1.40	1.30	0.00	16	5,900	7,960.00	1.90	1.10

HOUSEHOLD & PERSONAL PRODUCTS

DIRI SAVI BOARD

BPPL HOLDINGS	11.30	12.50	12.50	12.50	1.20	1	100	1,250.00	14.20	11.30
---------------	-------	-------	-------	-------	------	---	-----	----------	-------	-------

INSURANCE

MAIN BOARD

A I A INSURANCE	1,703.80	1,667.60	1,710.00	1,648.00	(36.20)	71	378	630,523.80	1,990.00	320.00
CEYLINCO INS.	1,990.00	1,990.00	1,990.00	.00	0.00	5	400,072	765,143,280.00	2,100.00	.00
CEYLINCO INS.	950.00	950.00	950.00	950.00	0.00	6	200	190,000.00	1,078.80	825.00
HNB ASSURANCE	126.00	133.30	135.00	126.00	7.30	144	28,828	3,802,132.40	135.00	72.20
JANASHAKTHI INS.	29.20	29.60	30.00	29.00	0.40	301	459,890	13,638,618.00	33.50	15.70
PEOPLE'S INS	19.00	18.90	19.50	18.90	(0.10)	28	16,102	305,852.50	24.00	18.70

DIRI SAVI BOARD

AMANA LIFE	9.10	10.70	12.00	9.50	1.60	8	2,456	25,993.50	13.50	1.00
AMANA TAKAFUL	6.60	6.40	6.60	6.40	(0.20)	24	5,872	37,847.00	9.40	.60
ARPICO INSURANCE	18.30	18.00	18.80	17.80	(0.30)	57	30,760	558,207.90	20.00	15.50
Softlogic Life	36.60	42.40	42.90	37.00	5.80	364	264,460	10,619,750.20	42.90	20.50
UNION ASSURANCE	342.80	346.10	349.50	337.10	3.30	55	3,658	1,252,028.50	364.00	134.00

MATERIALS

MAIN BOARD

ACL PLASTICS	75.00	74.00	84.00	73.00	(1.00)	15	3,190	235,769.70	133.70	67.00
ACME	4.40	4.20	4.50	4.20	(0.20)	18	25,016	105,987.10	7.20	4.00
CHEMANEX	50.00	50.00	50.00	50.00	0.00	1	112	5,600.00	70.00	40.00
CHEVRON	72.00	72.00	73.80	71.00	0.00	111	17,127	1,235,144.80	122.00	64.80
CIC	41.30	40.50	41.40	40.00	(0.80)	14	2,776	113,583.80	66.70	38.00
CIC	31.20	30.00	30.20	30.00	(1.20)	8	1,332	40,017.30	52.00	28.00
DIPPED PRODUCTS	85.00	85.00	99.10	85.00	0.00	6	1,860	158,115.10	100.00	66.20
HAYCARB	130.00	130.00	134.90	126.00	0.00	9	675	87,579.00	148.90	119.10

Price changes during the week 24-12-2018 to 28-12-2018

සතිය තුළ මිල වෙනස්වීම්

வாரத்துக்கான விலை அசைவுகள்

Company Name	Prv. Week's Close Price (Rs.)	Cur. Week's Close Price (Rs.)	Highest Price (Rs.)	Lowest Price (Rs.)	Change in Price During the week(Rs.)	Trade Volume (No.)	Share Volume (No.)	Turnover (Rs.)	52 Week Highest Price(Rs.)	52 Week Lowest Price(Rs.)
සමාගමේ නම	පෙර සතියේ සමාජන මිල	මේ සතියේ සමාජන මිල	ඉහළම මිල	පහළම මිල	සතිය තුළදී මිල වෙනස්වීම	ගනුදෙනු ප්‍රමාණය	කොටස් ප්‍රමාණය	පිරිවැටුම	සති 52 තුළ ඉහළම මිල	සති 52 තුළ අවම මිල
கம்பனி பெயர்	கடந்த வார நிறைவு விலை	இவ்வார நிறைவு விலை	உயர்ந்த விலை	குறைந்த விலை	வாரத்தின் விலை அசைவு	வியாபார அளவுகள்	அலகு அளவுகள்	புரள்வு	52வார உயர் விலை	52வார குறைந்த விலை

MATERIALS

MAIN BOARD

PIRAMAL GLASS	3.80	3.60	3.80	3.60	(0.20)	42	78,233	290,332.80	6.20	3.60
SWISSTEK	40.20	41.00	41.00	40.00	0.80	3	1,291	51,740.00	68.70	36.00
TOKYO CEMENT	25.60	24.90	25.80	24.90	(0.70)	91	74,347	1,858,643.90	69.90	22.00
TOKYO CEMENT	22.70	22.90	23.00	21.80	0.20	99	125,018	2,752,181.20	62.00	20.00
UNION CHEMICALS	400.00	400.00	400.00	399.00	0.00	6	15	5,987.90	500.00	310.00

DIRI SAVI BOARD

AGSTAR PLC	3.90	3.80	3.80	3.80	(0.10)	4	613	2,329.40	5.40	3.20
ALUMEX PLC	14.00	13.40	14.30	13.40	(0.60)	34	17,165	234,044.00	19.00	12.70
BOGALA GRAPHITE	13.30	13.30	13.60	13.30	0.00	9	1,998	26,587.90	15.70	12.00
RICH PIERIS EXP	206.90	215.00	219.60	209.00	8.10	62	29,895	6,379,988.00	228.00	160.00

WATCH LIST

INDUSTRIAL ASPH.	375.00	375.00	350.00	310.10	0.00	7	99	31,532.70	410.00	273.90
------------------	--------	--------	--------	--------	------	---	----	-----------	--------	--------

PHARMACEUTICALS, BIOTECHNOLOGY & LI

WATCH LIST

MORISONS	532.90	532.90	575.00	570.00	0.00	15	39	22,274.00	664.00	360.70
----------	--------	--------	--------	--------	------	----	----	-----------	--------	--------

REAL ESTATE

MAIN BOARD

CARGO BOAT	70.00	75.10	77.00	70.00	5.10	10	965	72,209.00	90.90	63.50
COLOMBO CITY	730.00	730.00	700.20	700.20	0.00	1	1	700.20	999.00	611.00
COLOMBO LAND	14.80	15.00	15.70	14.80	0.20	41	55,290	828,403.00	23.00	14.20
LANKA REALTY	21.40	20.60	23.60	20.20	(0.80)	68	25,439	572,948.00	40.00	18.00
ON'ALLY	103.00	100.10	115.00	100.00	(2.90)	9	163	16,449.50	118.80	.00
OVERSEAS REALTY	16.00	16.50	16.50	16.20	0.50	6	3,331	54,691.50	18.80	15.30
R I L PROPERTY	6.70	6.60	6.90	6.60	(0.10)	25	49,095	327,737.00	7.90	6.60
SEYLAN DEVTS	11.00	10.90	10.90	10.50	(0.10)	3	1,100	11,590.00	14.90	10.00
YORK ARCADE	85.00	85.00	93.00	93.00	0.00	1	1	93.00	143.90	13.00

DIRI SAVI BOARD

C T LAND	28.10	28.10	28.10	28.10	0.00	1	80	2,248.00	63.90	26.20
EQUITY TWO PLC	50.10	53.90	53.90	50.00	3.80	8	740	38,376.00	77.80	42.00
MILLENNIUM HOUSE	8.50	8.90	8.90	8.90	0.40	1	100	890.00	13.00	7.20

WATCH LIST

CITY HOUSING	4.50	4.80	4.90	4.50	0.30	28	12,013	54,878.30	7.00	4.00
EAST WEST	13.70	13.20	13.90	13.00	(0.50)	58	116,852	1,537,449.50	24.90	9.50
PDL	115.00	119.20	130.00	115.00	4.20	22	2,536	296,186.00	132.00	76.10
SERENDIB LAND	1,481.70	1,481.70	1,150.20	1,150.20	0.00	1	1	1,150.20	1,852.10	.00

Price changes during the week 24-12-2018 to 28-12-2018

සතිය තුළ මිල වෙනස්වීම්

வாரத்துக்கான விலை அசைவுகள்

Company Name	Prv. Week's Close Price (Rs.)	Cur. Week's Close Price (Rs.)	Highest Price (Rs.)	Lowest Price (Rs.)	Change in Price During the week(Rs.)	Trade Volume (No.)	Share Volume (No.)	Turnover (Rs.)	52 Week Highest Price(Rs.)	52 Week Lowest Price(Rs.)
සමාගමේ නම	පෙර සතියේ සමාජන මිල	මේ සතියේ සමාජන මිල	ඉහළම මිල	පහළම මිල	සතිය තුළදී මිල වෙනස්වීම	ගනුදෙනු ප්‍රමාණය	කොටස් ප්‍රමාණය	පිරිවැටුම	සති 52 තුළ ඉහළම මිල	සති 52 තුළ අවම මිල
கம்பனி பெயர்	கடந்த வார நிறைவு விலை	இவ்வார நிறைவு விலை	உயர்ந்த விலை	குறைந்த விலை	வாரத்தின் விலை அசைவு	வியாபார அளவுகள்	அலகு அளவுகள்	புரள்வு	52வார உயர் விலை	52வார குறைந்த விலை

RETAILING

MAIN BOARD

AUTODROME	77.80	77.80	78.00	78.00	0.00	1	3	234.00	105.00	65.00
C M HOLDINGS	48.10	48.00	48.10	48.00	(0.10)	5	2,520	120,962.00	74.00	42.00
DIMO	343.50	343.50	345.00	336.20	0.00	4	14	4,750.80	500.00	325.40
EASTERN MERCHANT HUNTERS	4.20	4.40	4.40	4.10	0.20	7	1,600	6,740.00	6.40	3.90
SINGER SRI LANKA	400.00	400.00	401.00	401.00	0.00	1	2	802.00	510.00	341.00
UNITED MOTORS	29.40	30.00	31.90	29.00	0.60	12	607	18,163.90	45.00	28.00
UNITED MOTORS	75.00	78.00	78.00	78.00	3.00	10	219	17,082.00	87.40	70.10

DIRI SAVI BOARD

C.W.MACKIE	43.00	44.00	44.70	40.00	1.00	12	1,153	47,584.40	52.40	40.00
CEYLON TEA BRKRS	2.90	2.90	3.00	2.80	0.00	31	88,588	255,059.00	4.60	2.70

WATCH LIST

ODEL PLC	27.30	25.00	27.10	25.00	(2.30)	5	200	5,213.00	32.50	21.20
----------	-------	-------	-------	-------	--------	---	-----	----------	-------	-------

TELECOMMUNICATION SERVICES

MAIN BOARD

DIALOG	10.00	10.10	10.30	10.00	0.10	255	1,602,148	16,047,783.20	14.80	9.90
SLT	21.50	23.00	23.50	21.10	1.50	91	52,395	1,149,386.30	30.00	18.90

TRANSPORTATION

MAIN BOARD

EXPOLANKA	4.10	4.10	4.20	4.00	0.00	68	576,453	2,362,566.50	5.60	3.80
-----------	------	------	------	------	------	----	---------	--------------	------	------

WATCH LIST

MERC. SHIPPING	69.70	69.70	67.00	66.00	0.00	5	99	6,535.00	90.00	55.00
----------------	-------	-------	-------	-------	------	---	----	----------	-------	-------

UTILITIES

MAIN BOARD

LVL ENERGY	8.00	8.10	8.10	8.00	0.10	20	48,403	387,424.20	10.50	7.30
PANASIAN POWER	3.10	3.00	3.10	3.00	(0.10)	61	940,816	2,822,548.00	3.50	2.60
RESUS ENERGY	22.50	22.30	23.40	22.30	(0.20)	6	4,620	103,749.80	25.00	17.10
VALLIBEL	6.40	6.40	6.70	6.40	0.00	108	199,902	1,282,199.70	7.80	6.30
VIDULLANKA	4.80	4.60	4.80	4.60	(0.20)	3	6,301	28,984.80	5.40	4.10

WATCH LIST

LOTUS HYDRO	4.50	4.60	4.80	4.60	0.10	5	6,561	30,180.80	6.00	4.20
-------------	------	------	------	------	------	---	-------	-----------	------	------

GICS Industry Group Statistics

GICS ක්ෂේත්‍ර සමූහයන්හි සංඛ්‍යා දත්ත

GICS துறைத் தொகுதி புள்ளிவிபரங்கள்

Industry Group	Market capitalization	Turnover පිරිවැටුම	Trades (No.)	PER	PBV	DY	Companies Traded	Companies Listed	
ක්ෂේත්‍ර සමූහය	වෙළෙඳපොළ ප්‍රාග්ධනීකරණය	පුරුණු Value(Rs.) වටිනාකම	ගනුදෙනු Volume(No.) ප්‍රමාණය	මිල ලපසුම අනුපාතය	මිල පොත් අගයෙහි අනුපාතයක් ලෙස	ලාභය විඳව	ගනුදෙනු වූ සමාගම්	ලැයිස්තුගත සමාගම්	
துறைத் தொகுதி	சந்தை முதலாக்கம்	பெறுமதி	அளவு	வியாபாரம்	விலை உழைப்பு வீகீதம்	விலை புத்தகப் பெறுமதி	பங்குலாப விளைவு	வியாபாரம் நிறைவுற்ற கம்பனிகள்	பட்டியல் படுத்தப்பட்ட கம்பனிகள்
AUTOMOBILES & COMPONENTS	2,950,680,000.00	4,078.60	111.00	3	4.90	.60	6.81	1	1
BANKS	408,259,802,699.20	115,337,261.30	1,165,025.00	780	6.03	.82	2.57	12	16
CAPITAL GOODS	436,036,415,786.60	321,909,895.60	5,568,413.00	1,054	10.95	.84	3.73	27	31
COMMERCIAL & PROFESSIONAL SERVICES	3,068,632,991.00	2,880.00	30.00	1	N/A	.97	.11	1	5
CONSUMER DURABLES & APPAREL	38,220,264,186.30	12,149,424.40	796,379.00	338	25.00	1.01	1.93	10	14
CONSUMER SERVICES	120,084,403,422.00	4,557,431.60	709,924.00	459	66.49	1.63	.99	32	39
DIVERSIFIED FINANCIALS	239,606,006,566.40	23,720,927.90	2,454,545.00	1,076	5.32	.81	2.99	38	53
ENERGY	20,036,664,810.20	988,749.50	43,742.00	124	N/A	.99	1.74	2	3
FOOD & STAPLES RETAILING	88,332,626,512.70	3,203,154.50	377,556.00	60	15.12	2.17	2.96	2	5
FOOD, BEVERAGE & TOBACCO	794,966,546,866.90	403,871,777.10	9,272,463.00	768	15.48	2.47	3.12	44	55
HEALTH CARE EQUIPMENT & SERVICES	50,155,749,817.90	396,646.80	49,559.00	120	15.71	1.83	3.57	8	10
HOUSEHOLD & PERSONAL PRODUCTS	5,926,203,962.50	1,250.00	100.00	1	14.57	1.95	2.12	1	2
INSURANCE	150,757,094,920.40	796,204,233.80	1,212,676.00	1,063	4.28	1.70	3.02	10	11
MATERIALS	56,760,607,142.90	13,615,164.60	380,762.00	539	6.97	.89	8.44	16	22
PHARMACEUTICALS, BIOTECHNOLOGY & LIFE SCIENCE	5,183,900,550.00	22,274.00	39.00	15	4.74	1.44	2.21	1	2
REAL ESTATE	55,209,913,934.20	3,815,999.20	267,707.00	283	5.07	.57	4.33	16	20
RETAILING	41,458,238,255.60	476,591.10	94,906.00	88	15.36	.68	5.3	10	12
TELECOMMUNICATION SERVICES	123,763,941,890.50	17,197,169.50	1,654,543.00	346	7.86	.89	4.32	2	2
TRANSPORTATION	8,202,920,840.00	2,369,101.50	576,552.00	73	20.30	.74	3.57	2	2
UTILITIES	16,765,005,626.50	4,655,087.30	1,206,603.00	203	8.63	2.08	5.01	6	6

GICS Industry Group Wise Top 5 Gainers for the week /

සතිස තුළ ඉහළ මිල ගණන් වාර්තා කළ සමාගම් අතර ප්‍රමුඛතම සමාගම් 05 (කර්මාන්ත සමූහයන් වශයෙන්) /

வாரத்தில் துறையடிப்படையில் முதல் 5 சிறந்த ஆதாயமீட்டிய பிணையங்கள்

MATERIALS				CAPITAL GOODS			
Company Name සමාගමේ නම கம்பனி பெயர்	Current Close Price (Rs.) වත්මන් සමාජිත මිල	Previous Close Price (Rs.) පෙර සමාජිත	Change වෙනස %	Company Name සමාගමේ නම கம்பனி பெயர்	Current Close Price (Rs.) වත්මන් සමාජිත මිල	Previous Close Price (Rs.) පෙර සමාජිත	Change වෙනස %
	தற்போதைய நிறைவு விலை	முன்னைய நிறைவு விலை	அசைவு %		தற்போதைய நிறைவு விலை	முன்னைய நிறைவு விலை	அசைவு %
RICH PIERIS EXP	215.00	206.90	3.91	RENUKA HOLDINGS[RHL.X0000]	13.40	12.30	8.94
SWISSTEK	41.00	40.20	1.99	LANKEM CEYLON	28.10	25.90	8.49
TOKYO CEMENT[TKYO.X0000]	22.90	22.70	.88	KELANI CABLES	75.80	72.00	5.28
				SOFTLOGIC	21.40	20.60	3.88
				FORT LAND	15.40	14.90	3.36
AUTOMOBILES & COMPONENTS				CONSUMER DURABLES & APPAREL			
Company Name සමාගමේ නම கம்பனி பெயர்	Current Close Price (Rs.) වත්මන් සමාජිත මිල	Previous Close Price (Rs.) පෙර සමාජිත	Change වෙනස %	Company Name සමාගමේ නම கம்பனி பெயர்	Current Close Price (Rs.) වත්මන් සමාජිත මිල	Previous Close Price (Rs.) පෙර සමාජිත	Change වෙනස %
	தற்போதைய நிறைவு விலை	முன்னைய நிறைவு விலை	அசைவு %		தற்போதைய நிறைவு விலை	முன்னைய நிறைவு விலை	அசைவு %
KELANI TYRES	36.70	35.20	4.26	REGNIS (+)	70.10	70.00	.14
CONSUMER SERVICES				RETAILING			
Company Name සමාගමේ නම கம்பனி பெயர்	Current Close Price (Rs.) වත්මන් සමාජිත මිල	Previous Close Price (Rs.) පෙර සමාජිත	Change වෙනස %	Company Name සමාගමේ නම கம்பனி பெயர்	Current Close Price (Rs.) වත්මන් සමාජිත මිල	Previous Close Price (Rs.) පෙර සමාජිත	Change වෙනස %
	தற்போதைய நிறைவு விலை	முன்னைய நிறைவு விலை	அசைவு %		தற்போதைய நிறைவு விலை	முன்னைய நிறைவு விலை	அசைவு %
EDEN HOTEL LANKA	13.80	13.00	6.15	EASTERN MERCHANT	4.40	4.20	4.76
HOTEL SIGIRIYA	57.20	54.00	5.93	UNITED MOTORS	78.00	75.00	4.00
HUNAS FALLS	80.50	76.00	5.92	C.W.MACKIE	44.00	43.00	2.33
MARAWILA RESORTS	1.80	1.70	5.88	SINGER SRI LANKA (+)	30.00	29.40	2.04
AHOT PROPERTIES	41.20	39.00	5.64				
FOOD & STAPLES RETAILING				FOOD, BEVERAGE & TOBACCO			
Company Name සමාගමේ නම கம்பனி பெயர்	Current Close Price (Rs.) වත්මන් සමාජිත මිල	Previous Close Price (Rs.) පෙර සමාජිත	Change වෙනස %	Company Name සමාගමේ නම கம்பனி பெயர்	Current Close Price (Rs.) වත්මන් සමාජිත මිල	Previous Close Price (Rs.) පෙර සමාජිත	Change වෙනස %
	தற்போதைய நிறைவு விலை	முன்னைய நிறைவு விலை	அசைவு %		தற்போதைய நிறைவு விலை	முன்னைய நிறைவு விலை	அசைவு %
TESS AGRO[TESS.X0000]	.50	.40	25.00	MADULSIMA (+)	6.50	6.00	8.33
				UDAPUSSELLAWA (+)	30.00	28.10	6.76
				MASKELIYA	10.20	9.60	6.25
				BALANGODA (+)	12.90	12.20	5.74
				NAMUNUKULA	61.20	58.10	5.34
HOUSEHOLD & PERSONAL PRODUCTS				HEALTH CARE EQUIPMENT & SERVICES			
Company Name සමාගමේ නම கம்பனி பெயர்	Current Close Price (Rs.) වත්මන් සමාජිත මිල	Previous Close Price (Rs.) පෙර සමාජිත	Change වෙනස %	Company Name සමාගමේ නම கம்பனி பெயர்	Current Close Price (Rs.) වත්මන් සමාජිත මිල	Previous Close Price (Rs.) පෙර සමාජිත	Change වෙනස %
	தற்போதைய நிறைவு விலை	முன்னைய நிறைவு விலை	அசைவு %		தற்போதைய நிறைவு விலை	முன்னைய நிறைவு விலை	அசைவு %
BPPL HOLDINGS	12.50	11.30	10.62	LANKA HOSPITALS (+)	42.60	39.40	8.12
				NAWALOKA	4.70	4.40	6.82
				ASIRI SURG	9.60	9.50	1.05

GICS Industry Group Wise Top 5 Gainers for the week /

සති 5 තුළ ඉහළ මිල ගණන් වාර්තා කළ සමාගම් අතර ප්‍රමුඛතම සමාගම් 05 (කර්මාන්ත සමූහයන් වශයෙන්) /

வாரத்தில் துறையடிப்படையில் முதல் 5 சிறந்த ஆதாயமீட்டிய பிணையங்கள்

BANKS				DIVERSIFIED FINANCIALS			
Company Name සමාගමේ නම கம்பனி பெயர்	Current Close Price (Rs.) වත්මන් සමාජිත මිල	Previous Close Price (Rs.) පෙර සමාජිත	Change වෙනස %	Company Name සමාගමේ නම கம்பனி பெயர்	Current Close Price (Rs.) වත්මන් සමාජිත මිල	Previous Close Price (Rs.) පෙර සමාජිත	Change වෙනස %
	தற்போதைய நிறைவு விலை	முன்னைய நிறைவு விலை	அசைவு %		தற்போதைய நிறைவு விலை	முன்னைய நிறைவு விலை	அசைவு %
DFCC BANK PLC	93.30	90.00	3.67	DUNAMIS CAPITAL	39.90	37.60	6.12
NATIONS TRUST (+)	90.00	88.10	2.16	MERCHANT BANK (+)	9.00	8.50	5.88
COMMERCIAL BANK[COMB.X0000] (+)	96.60	95.10	1.58	TRADE FINANCE	60.90	58.00	5.00
HNB (+)	214.10	211.00	1.47	SOFTLOGIC FIN	27.60	26.40	4.55
HNB[HNB.X0000] (+)	168.10	166.00	1.27	SINHAPUTHRA FIN	8.80	8.50	3.53

INSURANCE				TELECOMMUNICATION SERVICES			
Company Name සමාගමේ නම கம்பனி பெயர்	Current Close Price (Rs.) වත්මන් සමාජිත මිල	Previous Close Price (Rs.) පෙර සමාජිත	Change වෙනස %	Company Name සමාගමේ නම கம்பனி பெயர்	Current Close Price (Rs.) වත්මන් සමාජිත මිල	Previous Close Price (Rs.) පෙර සමාජිත	Change වෙනස %
	தற்போதைய நிறைவு விலை	முன்னைய நிறைவு விலை	அசைவு %		தற்போதைய நிறைவு விலை	முன்னைய நிறைவு விலை	அசைவு %
AMANA LIFE (+)	10.70	9.10	17.58	SLT (+)	23.00	21.50	6.98
Softlogic Life (+)	42.40	36.60	15.85	DIALOG (+)	10.10	10.00	1.00
HNB ASSURANCE (+)	133.30	126.00	5.79				
JANASHAKTHI INS. (+)	29.60	29.20	1.37				
UNION ASSURANCE (+)	346.10	342.80	.96				

UTILITIES				REAL ESTATE			
Company Name සමාගමේ නම கம்பனி பெயர்	Current Close Price (Rs.) වත්මන් සමාජිත මිල	Previous Close Price (Rs.) පෙර සමාජිත	Change වෙනස %	Company Name සමාගමේ නම கம்பனி பெயர்	Current Close Price (Rs.) වත්මන් සමාජිත මිල	Previous Close Price (Rs.) පෙර සමාජිත	Change වෙනස %
	தற்போதைய நிறைவு விலை	முன்னைய நிறைவு விலை	அசைவு %		தற்போதைய நிறைவு விலை	முன்னைய நிறைவு விலை	அசைவு %
LOTUS HYDRO	4.60	4.50	2.22	EQUITY TWO PLC	53.90	50.10	7.58
LVL ENERGY	8.10	8.00	1.25	CARGO BOAT	75.10	70.00	7.29
				CITY HOUSING	4.80	4.50	6.67
				MILLENNIUM HOUSE	8.90	8.50	4.71
				PDL (+)	119.20	115.00	3.65

GICS Industry Group Wise Top 5 Losers for the week /

මිල ගණන් පහළ ගිය සමාගම් අතර ප්‍රමුඛතම සමාගම් 05 (කර්මාන්ත සමූහයන් වශයෙන්)

வாரத்தில் துறையடிப்படையில் முதல் 5 மதிப்பிழந்த பிணையங்கள்

ENERGY				MATERIALS			
Company Name සමාගමේ නම கம்பனி பெயர்	Current Close Price (Rs.) වත්මන් සමාජිත මිල	Previous Close Price (Rs.) පෙර සමාජිත	Change (%) වෙනස %	Company Name සමාගමේ නම கம்பனி பெயர்	Current Close Price (Rs.) වත්මන් සමාජිත මිල	Previous Close Price (Rs.) පෙර සමාජිත	Change (%) වෙනස %
	தற்போதைய நிறைவு விலை	முன்னைய நிறைவு விலை	அசைவு %		தற்போதைய நிறைவு விலை	முன்னைய நிறைவு விலை	அசைவு %
LAUGFS GAS[LGL.X0000]	15.00	15.20	- 1.32	PIRAMAL GLASS	3.60	3.80	- 5.26
LANKA IOC	24.20	24.50	- 1.22	ACME	4.20	4.40	- 4.55
LAUGFS GAS	18.70	18.80	- .53	ALUMEX PLC	13.40	14.00	- 4.29
				CIC[CIC.X0000]	30.00	31.20	- 3.85
				TOKYO CEMENT	24.90	25.60	- 2.73

CAPITAL GOODS			
Company Name සමාගමේ නම கம்பனி பெயர்	Current Close Price (Rs.) වත්මන් සමාජිත මිල	Previous Close Price (Rs.) පෙර සමාජිත	Change (%) වෙනස %
	தற்போதைய நிறைவு விலை	முன்னைய நிறைவு விலை	அசைவு %
LANKA CERAMIC	130.90	149.50	- 12.44

GICS Industry Group Wise Top 5 Losers for the week /

மேல்குறிப்பிட்ட பதில்கள் சமர்த்தம் 05 (கூடுதலான சமர்த்தம் வகை)

வாரத்தில் துறையடிப்படையில் முதல் 5 மதிப்பிழந்த பிணையங்கள்

CAPITAL GOODS

Company Name சமர்த்தம் குறிப்பிட்ட பெயர்	Current Close Price (Rs.) வந்தமனது சமர்த்தம் தற்போதைய நிறைவு விலை	Previous Close Price (Rs.) சமர்த்தம் முன்னைய நிறைவு விலை	Change (%) வெகசவு %
SIERRA CABL	2.00	2.10	- 4.76
ALUFAB	16.60	17.40	- 4.60
ACL	36.00	36.90	- 2.44
ACCESS ENG SL	14.10	14.30	- 1.40

CONSUMER DURABLES & APPAREL

Company Name சமர்த்தம் குறிப்பிட்ட பெயர்	Current Close Price (Rs.) வந்தமனது சமர்த்தம் தற்போதைய நிறைவு விலை	Previous Close Price (Rs.) சமர்த்தம் முன்னைய நிறைவு விலை	Change (%) வெகசவு %
AMBEON CAPITAL	4.00	4.20	- 4.76
HAYLEYS FABRIC	9.00	9.30	- 3.23
AMBEON HOLDINGS	10.80	11.10	- 2.70
SINGER IND. (+)	62.60	64.00	- 2.19
DANKOTUWA PORCEL	6.20	6.30	- 1.59

CONSUMER SERVICES

Company Name சமர்த்தம் குறிப்பிட்ட பெயர்	Current Close Price (Rs.) வந்தமனது சமர்த்தம் தற்போதைய நிறைவு விலை	Previous Close Price (Rs.) சமர்த்தம் முன்னைய நிறைவு விலை	Change (%) வெகசவு %
KANDY HOTELS	4.80	5.00	- 4.00
RENUKA CITY HOT.	255.00	265.00	- 3.77
PEGASUS HOTELS	22.20	23.00	- 3.48
BANSEI RESORTS	6.00	6.20	- 3.23
TAL LANKA	12.90	13.20	- 2.27

RETAILING

Company Name சமர்த்தம் குறிப்பிட்ட பெயர்	Current Close Price (Rs.) வந்தமனது சமர்த்தம் தற்போதைய நிறைவு விலை	Previous Close Price (Rs.) சமர்த்தம் முன்னைய நிறைவு விலை	Change (%) வெகசவு %
ODEL PLC	25.00	27.30	- 8.42
C M HOLDINGS	48.00	48.10	- .21

FOOD, BEVERAGE & TOBACCO

Company Name சமர்த்தம் குறிப்பிட்ட பெயர்	Current Close Price (Rs.) வந்தமனது சமர்த்தம் தற்போதைய நிறைவு விலை	Previous Close Price (Rs.) சமர்த்தம் முன்னைய நிறைவு விலை	Change (%) வெகசவு %
SELINSING	711.40	830.30	- 14.32
KOTAGALA	6.70	7.50	- 10.67
BROWNS INVSTMNTS	1.80	1.90	- 5.26
BROWNS CAPITAL	3.40	3.50	- 2.86
KOTMALE HOLDINGS	165.30	170.00	- 2.76

HEALTH CARE EQUIPMENT & SERVICES

Company Name சமர்த்தம் குறிப்பிட்ட பெயர்	Current Close Price (Rs.) வந்தமனது சமர்த்தம் தற்போதைய நிறைவு விலை	Previous Close Price (Rs.) சமர்த்தம் முன்னைய நிறைவு விலை	Change (%) வெகசவு %
DURDANS	71.10	75.00	- 5.20

BANKS

Company Name சமர்த்தம் குறிப்பிட்ட பெயர்	Current Close Price (Rs.) வந்தமனது சமர்த்தம் தற்போதைய நிறைவு விலை	Previous Close Price (Rs.) சமர்த்தம் முன்னைய நிறைவு விலை	Change (%) வெகசவு %
UNION BANK (+)	11.10	11.50	- 3.48
PAN ASIA (+)	14.50	14.90	- 2.68
SANASA DEV. BANK (+)	73.00	74.90	- 2.54
SEYLAN BANK[SEYB.X0000] (+)	44.90	45.10	- .44
COMMERCIAL BANK (+)	115.00	115.50	- .43

DIVERSIFIED FINANCIALS

Company Name சமர்த்தம் குறிப்பிட்ட பெயர்	Current Close Price (Rs.) வந்தமனது சமர்த்தம் தற்போதைய நிறைவு விலை	Previous Close Price (Rs.) சமர்த்தம் முன்னைய நிறைவு விலை	Change (%) வெகசவு %
THE FINANCE CO.[TFC.X0000]	1.10	1.20	- 8.33
ASIA CAPITAL	6.30	6.70	- 5.97
BIMPUTH FINANCE	30.50	32.30	- 5.57
LOLC FINANCE	3.50	3.70	- 5.41
ASIA SIYAKA	2.00	2.10	- 4.76

INSURANCE

Company Name சமர்த்தம் குறிப்பிட்ட பெயர்	Current Close Price (Rs.) வந்தமனது சமர்த்தம் தற்போதைய நிறைவு விலை	Previous Close Price (Rs.) சமர்த்தம் முன்னைய நிறைவு விலை	Change (%) வெகசவு %
AMANA TAKAFUL (+)	6.40	6.60	- 3.03
A I A INSURANCE (+)	1,667.60	1,703.80	- 2.12
ARPICO INSURANCE	18.00	18.30	- 1.64

GICS Industry Group Wise Top 5 Losers for the week /

මිල ගණන් පහළ ගිය සමාගම් අතර ප්‍රමුඛතම සමාගම් 05 (කර්මාන්ත සමූහයන් වලයෙන්)

வாரத்தில் துறையடிப்படையில் முதல் 5 மதிப்பிழந்த பிணையங்கள்

INSURANCE

(+)				
PEOPLE'S INS (+)	18.90	19.00	- .53	

UTILITIES

Company Name සමාගමේ නම கம்பனி பெயர்	Current Close Price (Rs.) වත්මන් සමාජීත තற்பොතය நிறைவு விலை	Previous Close Price (Rs.) පෙර සමාජීත முன்னைய நிறைவு விலை	Change (%) වෙනස % அசைவு %
VIDULLANKA	4.60	4.80	- 4.17
PANASIAN POWER	3.00	3.10	- 3.23
RESUS ENERGY	22.30	22.50	- .89

REAL ESTATE

Company Name සමාගමේ නම கம்பனி பெயர்	Current Close Price (Rs.) වත්මන් සමාජීත තற்பොතය நிறைவு விலை	Previous Close Price (Rs.) පෙර සමාජීත முன்னைய நிறைவு விலை	Change (%) වෙනස % அசைவு %
LANKA REALTY	20.60	21.40	- 3.74
EAST WEST	13.20	13.70	- 3.65
ON'ALLY	100.10	103.00	- 2.82
R I L PROPERTY	6.60	6.70	- 1.49
SEYLAN DEVTS (+)	10.90	11.00	- .91

Daily Movements Corporate Debt on 28-12-2018

நிசமீத டீஸிபி ஃபாஸிபி ஃபாஸிபி ஃபாஸிபி
 திஸசரி தனிபார்துறைக் கட்டங்களிஸ் அஸசவுகள்

Company Name	Code	Date	Coupon Rate	Tom (Rs.)	Spot (Rs.)	Coupon Frequency	Issued Date	Maturity Date	Next Int. Due Date	Quantity Issued	Par Value (Rs.)
ஃபாஸிபி ஃபாஸிபி	ஃபாஸிபி	டீஸிபி	ஃபாஸிபி ஃபாஸிபி	ஃபாஸிபி ஃபாஸிபி	ஃபாஸிபி ஃபாஸிபி	ஃபாஸிபி ஃபாஸிபி	ஃபாஸிபி ஃபாஸிபி	ஃபாஸிபி ஃபாஸிபி	ஃபாஸிபி ஃபாஸிபி	ஃபாஸிபி ஃபாஸிபி	ஃபாஸிபி ஃபாஸிபி
கம்பனி பெயர்	குறியீடு	திகதி	வட்டி வீதம்	மறுதின பலகை	நிகழ்கால வட்டி	வட்டி வீத தடவைகள்	வழங்கல் திகதி	முதிர்ப்பு திகதி	அடுத்த வட்டி நிலுவை	வழங்கப்பட்ட அளவு	முகப் பெறுமதி
BANKS											
COMMERCIAL BANK	COMB/BD/27/10/26-C2359-12.25		12.25	100	100	2	28/10/16	27/10/26	26/04/19	19282000	100
COMMERCIAL BANK	COMB/BD/22/07/28-C2405-12.5		12.5	100	100	2	23/07/18	22/07/28	22/01/19	16061600	100
COMMERCIAL BANK	COMB/BD/22/07/23-C2404-12		12	100	100	2	23/07/18	22/07/23	22/01/19	83938400	100
COMMERCIAL BANK	COMB/BD/27/10/21-C2360-12	13-06-2018	12	100	102.6572	2	28/10/16	27/10/21	26/04/19	50718000	100
COMMERCIAL BANK	COMB/BD/08/03/26-C2342-11.25	24-12-2018	11.25	100	90	2	09/03/16	08/03/26	07/03/19	17490900	100
COMMERCIAL BANK	COMB/BD/08/03/21-C2341-10.75	27-07-2017	10.75	100	81.4	2	09/03/16	08/03/21	07/03/19	44303400	100
DFCC BANK PLC	DFCC/BD/29/03/23-C2393-12.6	09-04-2018	12.6	100.05	100	1	29/03/18	29/03/23	28/03/19	29134700	100
DFCC BANK PLC	DFCC/BD/18/03/19-C2345-10.625	30-08-2018	10.625	99.534	99.1795	1	18/03/16	18/03/19	16/03/19	53154500	100
DFCC BANK PLC	DFCC/BD/09/11/23-C2367-12.75	29-03-2017	12.75	100	100	1	09/11/16	09/11/23	07/11/19	60431400	100
DFCC BANK PLC	DFCC/BD/09/11/21-C2366-12.15		12.15	100	100	1	09/11/16	09/11/21	07/11/19	9568600	100
DFCC BANK PLC	DFCC/BD/29/03/25-C2394-13		13	100	100	1	29/03/18	29/03/25	28/03/19	40865300	100
HDFC	HDFC/BD/20/11/25-C2330-12		12	100	100	1	20/11/15	20/11/25	19/11/19	14087700	100
HDFC	HDFC/BD/20/11/20-C2331-10.5		10.5	100	100	2	20/11/15	20/11/20	19/05/19	20129900	100
HDFC	HDFC/BD/20/11/20-C2332		13.78	100	100	4	20/11/15	20/11/20	19/02/19	5782400	100
HNB	HNB/BD/01/11/23-C2361-13	16-11-2018	13	100	100	1	01/11/16	01/11/23	30/10/19	40000000	100
HNB	HNB/BD/01/11/21-C2362-11.75		11.75	100	100	1	01/11/16	01/11/21	30/10/19	20000000	100
HNB	HNB/BD/28/03/21-C2346-11.25	27-12-2018	11.25	89.4	98	1	28/03/16	28/03/21	27/03/19	70000000	100
HNB	HNB/BD/14/12/24-C2275-8.33		8.33	100	100	2	15/12/14	14/12/24	29/12/18	840400	100
HNB	HNB/BC/31/03/2100E			20.900	20.90039	0	25/05/07	31/03/21		5143445	100
HNB	HNB/BC/31/07/22B16.75		16.75	100	100	1	01/08/07	31/07/22	29/06/19	7000000	100
HNB	HNB/BC/31/03/2400F		14.676	14.67567		0	07/06/07	31/03/24		13628000	100
HNB	HNB/BC/04/09/21A11.5		11.5	100	100	2	05/09/11	04/09/21	29/12/18	20000000	100
HNB	HNB/BC/29/08/23A08	31-12-2014	8	70.131	82.2407	1	30/08/13	29/08/23	29/08/19	20000000	100
HNB	HNB/BD/14/12/19-C2274-7.75	08-12-2017	7.75	100	85	2	15/12/14	14/12/19	29/12/18	27572400	100
NAT. DEV. BANK	NDB/BD/24/06/20-C2309-9.4	21-05-2018	9.4	101.64	87	1	24/06/15	24/06/20	29/12/18	70000000	100
NAT. DEV. BANK	NDB/BD/24/06/20-C2308-0		0	63.814	63.8136	0	24/06/15	24/06/20		30000000	100
NAT. DEV. BANK	NDB/BC/19/12/25D14	08-01-2018	14	119.95	100.5	1	19/12/13	19/12/25	29/12/18	35904300	100
NAT. DEV. BANK	NDB/BC/19/12/23C13.9	26-05-2017	13.9	117.05	86	1	19/12/13	19/12/23	29/12/18	36379800	100
NATIONS TRUST	NTB/BD/20/04/23-C2401-13		13	100	100	1	20/04/18	20/04/23	19/04/19	12870000	100
NATIONS TRUST	NTB/BD/20/04/23-C2402-12.65		12.65	100	100	2	20/04/18	20/04/23	18/04/19	22130000	100
NATIONS TRUST	NTB/BD/08/11/21-C2365-12.65	28-11-2018	12.65	100	94.6	2	08/11/16	08/11/21	05/05/19	38858000	100
NATIONS TRUST	NTB/BD/08/11/21-C2364-12.8	29-03-2017	12.8	100	100	1	08/11/16	08/11/21	05/11/19	11117900	100
NATIONS TRUST	NTB/BD/08/11/21-C2363		11.25	100	100	2	08/11/16	08/11/21	05/05/19	24100	100
PAN ASIA	PABC/BD/29/09/19-C2312		11.665	100	100	2	29/09/15	29/09/19	27/03/19	8351812	100
PAN ASIA	PABC/BD/29/09/19-C2311-10	27-09-2018	10	100	100	2	29/09/15	29/09/19	27/03/19	18556741	100
PAN ASIA	PABC/BC/30/10/19B9.52	21-05-2018	9.5233	100	100	2	30/10/14	30/10/19	26/04/19	10880000	100

Daily Movements Corporate Debt on 28-12-2018

நிசமீத டீனெஃ ஃனெமீத ஃனெ ஃனெமீத
தீனசரீ தனீயார்துறைக கடன்கனீன் அசைவுகள்

Company Name	Code	Date	Coupon Rate	Tom (Rs.)	Spot (Rs.)	Coupon Frequency	Issued Date	Maturity Date	Next Int. Due Date	Quantity Issued	Par Value (Rs.)
ஃனெமீத ஃனெ	ஃனெமீத	டீனெ	ஃனெமீத ஃனெ	ஃனெமீத ஃனெ	ஃனெமீத ஃனெ	ஃனெமீத ஃனெ	ஃனெமீத ஃனெ	ஃனெமீத ஃனெ	ஃனெமீத ஃனெ	ஃனெமீத ஃனெ	ஃனெமீத ஃனெ
கம்பனீ பெயர்	ஃனெமீத	தீனெ	ஃனெமீத ஃனெ	ஃனெமீத ஃனெ	ஃனெமீத ஃனெ	ஃனெமீத ஃனெ	ஃனெமீத ஃனெ	ஃனெமீத ஃனெ	ஃனெமீத ஃனெ	ஃனெமீத ஃனெ	ஃனெமீத ஃனெ
33											
PAN ASIA	PABC/BC/30/10/19A	31-12-2014	9.75	99.937	100	1	30/10/14	30/10/19	26/10/19	19120000	100
SAMPATH	SAMP/BD/21/12/22-C2389-12.5		12.5	100	100	2	21/12/17	21/12/22	19/06/19	60000000	100
SAMPATH	SAMP/BD/20/03/23-C2390-12.5	24-05-2018	12.5	101.64	100	2	20/03/18	20/03/23	18/03/19	75000000	100
SAMPATH	SAMP/BD/10/06/21-C2353	16-02-2018	11.01	98.5	100	2	10/06/16	10/06/21	07/06/19	473500	100
SAMPATH	SAMP/BD/10/06/21-C2352-12.75	13-11-2018	12.75	99	100	1	10/06/16	10/06/21	08/06/19	59526500	100
SAMPATH	SAMP/BD/14/12/19-C2271-8.25	19-06-2018	8.25	94.664	90.2822	1	15/12/14	14/12/19	29/12/18	31765500	100
SAMPATH	SAMP/BD/14/12/19-C2273-8.1	07-03-2017	8.1	94.081	85	2	15/12/14	14/12/19	29/12/18	38234500	100
SAMPATH	SAMP/BD/18/11/20-C2328-9.9	17-10-2018	9.9	99.868	100	2	18/11/15	18/11/20	16/05/19	67412700	100
SAMPATH	SAMP/BD/18/11/20-C2329		11.24	100	100	2	18/11/15	18/11/20	16/05/19	2587300	100
SANASA DEV. BANK	SDB/BD/31/12/18-C2340-9.9		9.9	100	100	2	31/12/15	31/12/18	29/12/18	14380500	100
SANASA DEV. BANK	SDB/BD/31/12/20-C2339-10.3		10.3	100	100	2	31/12/15	31/12/20	29/12/18	5619500	100
SANASA DEV. BANK	SDB/BD/31/12/18-C2338-9.6		9.6	100	100	2	31/12/15	31/12/18	29/12/18	15973900	100
SANASA DEV. BANK	SDB/BD/31/12/20-C2337-10		10	100	100	2	31/12/15	31/12/20	29/12/18	4026100	100
SEYLAN BANK	SEYB/BD/29/03/25-C2396-13.2		13.2	100	100	2	29/03/18	29/03/25	27/03/19	7150000	100
SEYLAN BANK	SEYB/BD/29/03/28-C2397-13.5		13.5	100	100	2	29/03/18	29/03/28	27/03/19	16090000	100
SEYLAN BANK	SEYB/BD/29/03/23-C2395-12.85	09-04-2018	12.85	100.06	100	2	29/03/18	29/03/23	27/03/19	39100000	100
SEYLAN BANK	SEYB/BD/15/07/21-C2356		10.35	100	100	2	15/07/16	15/07/21	13/01/19	174000	100
SEYLAN BANK	SEYB/BD/22/12/20-C2277-8.6	30-03-2015	8.6	94.310	100	2	23/12/14	22/12/20	21/06/19	25055200	100
SEYLAN BANK	SEYB/BD/22/12/19-C2278-8.6	07-01-2015	8.6	99.986	100	1	23/12/14	22/12/19	21/12/19	18665200	100
SEYLAN BANK	SEYB/BD/22/12/19-C2279-8.35		8.35	100	100	2	23/12/14	22/12/19	21/06/19	300	100
SEYLAN BANK	SEYB/BD/22/12/20-C2280-8.75		8.75	100	100	1	23/12/14	22/12/20	21/12/19	3005200	100
SEYLAN BANK	SEYB/BD/15/07/23-C2354-13.75	24-12-2018	13.75	106.20	90	2	15/07/16	15/07/23	13/01/19	32722800	100
SEYLAN BANK	SEYB/BD/15/07/21-C2355-13	17-10-2018	13	100	100	2	15/07/16	15/07/21	13/01/19	17103200	100
CAPITAL GOODS											
ACCESS ENG SL	AEL/BD/18/11/20-C2324-10.25		10.25	100	100	2	18/11/15	18/11/20	16/05/19	49984100	100
ACCESS ENG SL	AEL/BD/17/11/23-C2325-10.95		10.95	100	100	2	18/11/15	17/11/23	16/05/19	5400	100
ACCESS ENG SL	AEL/BD/18/11/21-C2326-10.45		10.45	100	100	2	18/11/15	18/11/21	16/05/19	10300	100
ACCESS ENG SL	AEL/BD/18/11/22-C2327-10.72		10.72	100	100	2	18/11/15	18/11/22	16/05/19	200	100
HAYLEYS	HAYL/BD/06/03/19-C2296-7.6		7.6	100	100	2	06/03/15	06/03/19	05/03/19	4978700	100
HAYLEYS	HAYL/BD/06/03/20-C2297-7.85		7.85	100	100	2	06/03/15	06/03/20	05/03/19	15021300	100
HAYLEYS	HAYL/BD/31/05/19-C2349	16-11-2018	12.35	98.5	99	2	31/05/16	31/05/19	29/05/19	20000000	100
HAYLEYS	HAYL/BD/31/07/23-C2406-12.5		12.5	100	100	2	31/07/18	31/07/23	30/01/19	25257200	100
HAYLEYS	HAYL/BD/31/07/23-C2407		12.44	100	100	2	31/07/18	31/07/23	30/01/19	10011000	100
HEMAS	HHL/BC/29/04/19A	21-12-2018	11	102.17	99.5	2	29/04/14	29/04/19	28/03/19	10000000	100

Daily Movements Corporate Debt on 28-12-2018

நிசமீத டீலிபி ஃபாஸிபி ஃபாஸிபி ஃபாஸிபி
தினசரி தனியார்துறைக் கடன்களின் அசைவுகள்

Company Name	Code	Date	Coupon Rate	Tom (Rs.)	Spot (Rs.)	Coupon Frequency	Issued Date	Maturity Date	Next Int. Due Date	Quantity Issued	Par Value (Rs.)
ஃபாஸிபி ஃபாஸிபி	ஃபாஸிபி	ஃபாஸிபி	ஃபாஸிபி	ஃபாஸிபி	ஃபாஸிபி	ஃபாஸிபி	ஃபாஸிபி	ஃபாஸிபி	ஃபாஸிபி	ஃபாஸிபி	ஃபாஸிபி
ஃபாஸிபி ஃபாஸிபி	ஃபாஸிபி	ஃபாஸிபி	ஃபாஸிபி	ஃபாஸிபி	ஃபாஸிபி	ஃபாஸிபி	ஃபாஸிபி	ஃபாஸிபி	ஃபாஸிபி	ஃபாஸிபி	ஃபாஸிபி
HOLDINGS											
MTD WALKERS	KAPI/BD/30/09/19-C2410-11.75	09-11-2018	11.75	100.03	100.0267	2	01/10/18	30/09/19	30/03/19	10629670	100
MTD WALKERS	KAPI/BD/30/09/20-C2411-12.25		12.25	100	100	2	01/10/18	30/09/20	30/03/19	8867200	100
RICHARD PIERIS	RICH/BC/16/05/19C11.25	10-12-2018	11.25	98.2	98.5	2	16/05/14	16/05/19	28/03/19	19250000	100
DIVERSIFIED FINANCIALS											
ALLIANCE	ALLI/BD/29/12/19-C2287-9.35		9.35	100	100	1	29/12/14	29/12/19	28/12/18	8000000	100
ALLIANCE	ALLI/BD/29/12/18-C2288-9		9	100	100	1	29/12/14	29/12/18	29/12/18	2000000	100
CDB	CDB/BD/03/06/21-C2351		11.49	100	100	2	03/06/16	03/06/21	31/05/19	16300	100
CDB	CDB/BD/03/06/21-C2350-12.75	21-12-2018	12.75	99.825	99.9784	2	03/06/16	03/06/21	31/05/19	9983700	100
CDB	CDB/BD/27/03/23-C2391-14.2		14.2	100	100	1	28/03/18	27/03/23	27/03/19	9330100	100
CDB	CDB/BD/27/03/23-C2392-13.75	17-05-2018	13.75	99.956	100	2	28/03/18	27/03/23	26/03/19	10669900	100
CENTRAL FINANCE	CFIN/BD/01/06/19-C2300-9		9	100	100	2	01/06/15	01/06/19	29/12/18	5000000	100
CENTRAL FINANCE	CFIN/BD/01/06/20-C2302-9.52	11-08-2015	9.52	101.15	100	1	01/06/15	01/06/20	29/12/18	17500000	100
FIRST CAPITAL	CFV/BC/12/03/19C14	14-08-2014	14	100	110.3374	1	12/03/14	12/03/19	29/12/18	1854000	100
COMM LEASE & FIN	CLC/BD/21/07/20-C2310-9.75	13-10-2017	9.75	100.67	100	1	21/07/15	21/07/20	29/12/18	50000000	100
COM.CREDIT	COCR/BD/10/12/20-C2335-10.4		10.4	100	100	2	10/12/15	10/12/20	07/06/19	17499900	100
COM.CREDIT	COCR/BD/01/06/20-C2299-10.5	23-05-2018	10.5	99	100	4	01/06/15	01/06/20	28/12/18	10000000	100
COM.CREDIT	COCR/BD/10/12/20-C2336		11.51	100	100	2	10/12/15	10/12/20	07/06/19	2500100	100
SOFTLOGIC FIN	CRL/BC/29/08/19A10	11-10-2018	10	100	100	4	29/08/14	29/08/19	28/12/18	9498700	100
SOFTLOGIC FIN	CRL/BC/29/08/19B7.69	06-06-2018	10.06	100	100	4	29/08/14	29/08/19	28/12/18	4501300	100
DUNAMIS CAPITAL	CSEC/BC/05/08/19A12.5	21-12-2018	12.5	99.973	100.1556	1	05/08/14	05/08/19	29/12/18	10000000	100
DUNAMIS CAPITAL	CSEC/BD/04/12/20-C2333-10.5	21-12-2018	10.5	94.668	96.6302	2	04/12/15	04/12/20	03/06/19	9989500	100
DUNAMIS CAPITAL	CSEC/BD/04/12/20-C2334		12	100	100	2	04/12/15	04/12/20	03/06/19	10500	100
LB FINANCE	LFIN/BD/11/12/22-C2387-12.75		12.75	100	100	2	11/12/17	11/12/22	10/06/19	10000000	100
LB FINANCE	LFIN/BD/11/12/22-C2388-13.25	14-12-2018	13.25	100	90	2	11/12/17	11/12/22	10/06/19	20000000	100
LOLC FINANCE	LOFC/BD/25/01/20-C2289-9.1		9.1	100	100	2	26/01/15	25/01/20	29/12/18	10300	100
LOLC FINANCE	LOFC/BD/25/01/20-C2290-9.25		9.25	100	100	1	26/01/15	25/01/20	29/12/18	47489100	100
LOLC FINANCE	LOFC/BD/25/01/20-C2291-9	18-04-2017	9	86.634	90.8351	4	26/01/15	25/01/20	28/12/18	2500600	100
LOLC FINANCE	LOFC/BD/31/07/23-C2408-14.75		14.75	100	100	2	31/07/18	31/07/23	30/01/19	17937993	100
LOLC FINANCE	LOFC/BD/31/07/23-C2409-0		0	49.83	49.83	0	31/07/18	31/07/23		14172200	100
L O L C HOLDINGS	LOLC/BD/24/11/19-C2269-9	25-07-2018	9	93.604	91	4	24/11/14	24/11/19	28/12/18	50000000	100
L O L C HOLDINGS	LOLC/BD/30/07/19-C2386-12.65		12.65	100	100	2	31/07/17	30/07/19	26/01/19	7500000	100
L O L C HOLDINGS	LOLC/BD/30/07/22-C2385-13	19-12-2018	13	99.965	100	2	31/07/17	30/07/22	26/01/19	20000000	100
MERCHANT BANK	MBSL/BD/02/05/22-C2382-15		15	100	100	1	03/05/17	02/05/22	01/05/19	8057600	100
MERCHANT BANK	MBSL/BD/02/05/22-C2381-14.5		14.5	100	100	2	03/05/17	02/05/22	01/05/19	11932300	100

Daily Movements Corporate Debt on 28-12-2018

நிசமீத டீலிங் டாஸ்கெடில் ஓய டீலிங் டீலிங்
 தினசரி தனியார்துறைக் கட்டங்களின் அசைவுகள்

Company Name	Code	Date	Coupon Rate	Tom (Rs.)	Spot (Rs.)	Coupon Frequency	Issued Date	Maturity Date	Next Int. Due Date	Quantity Issued	Par Value (Rs.)
டீலிங் டீலிங்	டீலிங் டீலிங்	டீலிங் டீலிங்	டீலிங் டீலிங்	டீலிங் டீலிங்	டீலிங் டீலிங்	டீலிங் டீலிங்	டீலிங் டீலிங்	டீலிங் டீலிங்	டீலிங் டீலிங்	டீலிங் டீலிங்	டீலிங் டீலிங்
கம்பனி பெயர்	குறியீடு	திகதி	வட்டி வீதம்	மறுதின பலகை	நிகழ்கால வட்டி வீதம்	வட்டி வீத தடவைகள்	வழங்கல் திகதி	முதிரீவு திகதி	அடுத்த வட்டி நிலுவை	வழங்கப்பட்ட அளவு	முகப் பெறுமதி
MERCHANT BANK	MBSL/BD/02/05/22-C2380		12.83	100	100	2	03/05/17	02/05/22	01/05/19	10100	100
MERCHANT BANK	MBSL/BD/12/11/19-C2267-8.75		8.75	100	100	2	13/11/14	12/11/19	29/12/18	10902300	100
MERCHANT BANK	MBSL/BD/12/11/19-C2266-9	22-06-2015	9	97.350	100	1	13/11/14	12/11/19	29/12/18	9097700	100
ORIENT FINANCE	ORIN/BD/26/12/19-C2283-9.05		9.05	100	100	2	26/12/14	26/12/19	24/06/19	10000000	100
PEOPLES LEASING	PLC/BD/16/11/21-C2375-12.6	11-05-2018	12.6	100	99.9619	2	16/11/16	16/11/21	14/05/19	67986100	100
PEOPLES LEASING	PLC/BD/16/11/20-C2374-12.25	04-05-2018	12.25	100	100	2	16/11/16	16/11/20	14/05/19	6593500	100
PEOPLES LEASING	PLC/BD/16/11/19-C2373-11.9	04-05-2018	11.9	100	100	2	16/11/16	16/11/19	14/05/19	5420400	100
PEOPLES LEASING	PLC/BD/12/11/20-C2323-9.95		9.95	100	100	1	13/11/15	12/11/20	09/11/19	38242200	100
PEOPLES LEASING	PLC/BD/12/11/19-C2322-9.6		9.6	100	100	2	13/11/15	12/11/19	09/05/19	21757800	100
PEOPLES LEASING	PLC/BD/18/04/23-C2398-12.8		12.8	100	100	1	18/04/18	18/04/23	17/04/19	52954000	100
PEOPLES LEASING	PLC/BD/18/04/22-C2399-12.4		12.4	100	100	1	18/04/18	18/04/22	17/04/19	7046000	100
SENKADAGALA	SFCL/BD/09/11/20-C2368-13.75	23-11-2018	13.75	98.5	100	2	10/11/16	09/11/20	08/05/19	23509400	100
SENKADAGALA	SFCL/BD/09/11/19-C2369		11.49	100	100	2	10/11/16	09/11/19	08/05/19	100	100
SENKADAGALA	SFCL/BD/09/11/20-C2370		11.74	100	100	2	10/11/16	09/11/20	08/05/19	622700	100
SENKADAGALA	SFCL/BD/09/11/19-C2372-13.25		13.25	100	100	2	10/11/16	09/11/19	08/05/19	1895100	100
SINGER FINANCE	SFIN/BD/17/06/20-C2307-9.95		9.95	100	100	1	17/06/15	17/06/20	29/12/18	15000000	100
SINGER FINANCE	SFIN/BD/06/04/20-C2347-12	02-09-2016	12	100	100	2	06/04/16	06/04/20	05/04/19	5907000	100
SINGER FINANCE	SFIN/BD/06/04/19-C2348-11.5	02-01-2017	11.5	98.463	99.88	2	06/04/16	06/04/19	05/04/19	4093000	100
VALLIBEL FINANCE	VFIN/BC/20/02/19A14.75	16-10-2018	14.75	100	100	4	20/02/14	20/02/19	28/12/18	3507400	100
VALLIBEL FINANCE	VFIN/BC/20/02/19C15.5	11-12-2018	15.5	116.02	100	1	20/02/14	20/02/19	20/02/19	1294600	100
VALLIBEL FINANCE	VFIN/BC/20/02/19B15	18-04-2017	15	100	100	2	20/02/14	20/02/19	20/02/19	198000	100
VALLIBEL FINANCE	VFIN/BD/31/03/20-C2298-10.25	20-07-2016	10.25	100	99.2805	2	31/03/15	31/03/20	28/03/19	10000000	100
FOOD, BEVERAGE & TOBACCO											
KOTAGALA	KOTA/BC/26/05/19B14.5	11-12-2018	14.5	102.67	100	2	27/05/14	26/05/19	29/12/18	2500000	100
KOTAGALA	KOTA/BC/26/05/20C14.75	17-12-2018	14.75	103.00	100	2	27/05/14	26/05/20	29/12/18	2500000	100
KOTAGALA	KOTA/BC/26/05/21D15	11-12-2018	15	103.28	100	2	27/05/14	26/05/21	29/12/18	2500000	100
LION BREWERY	LION/BD/08/12/19-C2270		7.85	100	100	2	08/12/14	08/12/19	28/03/19	20000000	100
HEALTH CARE EQUIPMENT & SERVICES											
NAWALOKA	NHL/BC/30/09/21D14.35		14.35	100	100	4	30/09/13	30/09/21	28/12/18	1645500	100
NAWALOKA	NHL/BC/30/09/19B14.15	16-11-2015	14.15	100	111.8039	4	30/09/13	30/09/19	28/12/18	2696000	100
NAWALOKA	NHL/BC/30/09/23F14.45	19-12-2018	14.45	100	105	4	30/09/13	30/09/23	28/12/18	110600	100
NAWALOKA	NHL/BC/30/09/22E14.4		14.4	100	100	4	30/09/13	30/09/22	28/12/18	120000	100
RETAILING											
SINGER SRI LANKA	SINS/BD/15/03/19-C2343		10.1	100	100	2	15/03/16	15/03/19	14/03/19	15394400	100
SINGER SRI LANKA	SINS/BD/28/09/21-C2412-12		12	100	100	2	28/09/18	28/09/21	28/03/19	6568000	100
SINGER SRI LANKA	SINS/BD/15/03/19-C2344-10.5		10.5	100	100	2	15/03/16	15/03/19	14/03/19	4605600	100

Daily Movements Corporate Debt on 28-12-2018

நிசமீத டீஸ்டி ஸாஸமீத ஸாஸ ஸஸஸஸஸஸ
தீஸஸரி தஸியார்துஹைக கடஸ்கஸிஸ அஸஸஸஸ

Company Name	Code	Date	Coupon Rate	Tom (Rs.)	Spot (Rs.)	Coupon Frequency	Issued Date	Maturity Date	Next Int. Due Date	Quantity Issued	Par Value (Rs.)
ஸஸஸஸஸ ஸஸ	ஸஸஸஸஸ	டீஸஸ	ஸஸஸஸஸ ஸஸஸஸஸ	ஸஸஸஸஸ ஸஸஸஸஸ	ஸஸஸஸஸ ஸஸஸஸஸ	ஸஸஸஸஸ ஸஸஸஸஸ	ஸஸ டீஸஸ	ஸஸஸஸஸ	ஸஸஸ டீஸஸ	ஸஸஸ ஸஸஸ ஸஸஸ	ஸஸ ஸஸஸ ஸஸஸ
கஸஸஸ ஸஸஸ	ஸஸஸஸ	தீஸஸ	ஸஸஸ ஸஸஸ	ஸஸஸஸ ஸஸஸ	ஸஸஸஸ ஸஸஸ	ஸஸ ஸஸஸ	ஸஸஸஸ ஸஸஸ	ஸஸஸஸ	ஸஸஸ ஸஸஸ	ஸஸஸ ஸஸஸ ஸஸஸ	ஸஸஸ ஸஸஸ

TELECOMMUNICATION SERVICE

SLT	SLTL/BD/19/04/28-C2403-12.75		12.75	100	100	2	19/04/18	19/04/28	17/04/19	49240000	100
SLT	SLTL/BD/19/04/28-C2400-12.75		12.75	100	100	1	19/04/18	19/04/28	18/04/19	20760000	100

DEFINITIONS AND NOTES / திர்வென னா டெனன் / வரைவிலக்கணம் மற்றும் குறிப்புகள்					
V.W.A. Volume Weighted Average	பு. வ. டா புறமுகை மன வர வடிவ டாலானா	எ.நி.ச எண்ணிக்கை நிறையளிக்கப்பட்ட சராசரி	XD Excluding dividend	லானா-ஓ னர்	பங்கிலாபம் தவிரந்த
XC Excluding scrip issue	கோடீகர கினுவல னர்	முதலாக்கல் தவிரந்த	XR Excluding rights	கினைன னர்	உரிமெப்பங்கு தவிரந்த
DPS Dividends Per Share	கோடீகல லானா-ஓ	பங்கொன்றிற்கான பங்கிலாபம்	EPS Earnings Per Share	கோடீகல ஓபடினு	பங்கொன்றிற்கான உழைப்பு
BV Book Value	பொன் லிவானை	விலை - புத்தக பெறுமதி	PP Partly Paid	கோடீகல ஓலெ லடி	பகுதிவாரியாக செலுத்தப்பட்டது
RM Remarks	டெனன்	குறிப்புகள்	DY Dividend Yield	லானா-ஓ ல்லடி	பங்கிலாப விலைவு
PER Price Earnings Ratio	னீல ஓபடினு டினுபானா	விலை உழைப்பு விகிதம்	PBV Price to Book Value	பொன் லிவானைனீ னீல	விலை - புத்தக பெறுமதி
TF Tax Free	வடிவலீன் கிடினல்	வாரி விலக்கழிக்கப்பட்டது	Prem Premium	டினீனீல	தவணைக்கட்டணம்
RCAPF Redeemable Cumulative Class 'A' Preference Stock	கிடினல் கரனை னுகி டெனலிவா A பானினீ லர்னீன னை	உயர்தர தெரிவை கொண்ட மீட்டி தெரிவுனைய மொத்த பங்குகள்	W Warrants	வலபனு	பங்குஆணைப்பத்திரம்
X Non-Voting Shares	கிடினல் கோடீ	வாக்குரிமையற்ற பங்குகள்	RSD Redeemable Secured Debentures	கிடினல் கரனை னுகி னுனகர	மீட்கத்தகு பாதுகாப்பான தொகுதிக்கடன்கள்
URD Unsecured Redeemable Debentures	லகைன ரனை னுனகர	பாதுகாப்பற்ற மீட்கத்தகு தொகுதிக்கடன்கள்	USRD Unsecured Subordinated Redeemable Debentures	லகைன ரனை டினுனை கிடினல் கரனை னுகி னுனகர	பாதுகாப்பற்ற கீழ்நிலை மீட்கத்தகு தொகுதிக்கடன்கள்
GRD Guaranteed Redeemable Debentures	லகைன டனை கிடினல் கரனை னுகி னுனகர	உத்தரவாதமளிக்கப்பட்ட தொகுதிக்கடன்கள்	CGRD Capital Guaranteed Redeemable Debentures	புரன்னை டனை கரனை னுகி கரனை னுகி னுனகர	முலதனம் உத்தரவாதமளிக்கப்பட்ட தொகுதிக்கடன்கள்
RCCPS Redeemable Cumulative Convertible Preference Shares	கிடினல் கரனை னுகி டெனலிவா பர்லர்னை னு னுகி லர்னீன னை	மீட்கத்தகு ஒன்றுதிரட்டிய மாற்றத்தகு முதன்மை பங்குகள்	DS Dealings Suspended	னுனுனு னீன டினீனுனை லடி	கொடுக்கல் வாங்கல்கள் னுனைநிறுத்தப்பட்டுள்ளன
TS Trading Suspended	லெலடி கடினு டினீனுனை லடி	வியாபாரம் - னுனைநிறுத்தப்பட்டுள்ளது	TH Trading Halted	னுனுனு கினீன னாலகைன டினீனுனை லடி	வியாபாரம் நிறுத்தப்பட்டுள்ளது
ANNA Annual Report	லானீன லானை	வருடாந்த கணக்கறிக்கை	MAIN BOARD	புனை ப்லர்ல	பிரதான பலகை
DIRI SAVI BOARD	டினீனு ப்லர்ல	திரி சவி பலகை	DEFAULT BOARD	கலகை ப்லர்ல	மீறுவோர் பட்டியல் பலகை
BANKS FINANCE AND INSURANCE	னுனு னுலா னா ரனீன	வங்கி, நிதி மற்றும் காப்புறுதி	BEVERAGE FOOD AND TOBACCO	டினா, னீன னா டினீனை	உணவு, குடிபானம் மற்றும் புகையிலை
CHEMICALS AND PHARMACEUTICALS	ரனான லுலா னா னுன	னிரசாயனப் பொருட்களும், மருந்து வகையும்	CLOSED END FUNDS	டினைனை டினீனுடி	முடிய நிதியங்கள்
CONSTRUCTION AND ENGINEERING	ஓடினீனீ னா ஓனீனீனு	கட்டிடநிர்மாண மற்றும் பொறியியல் துறை	DIVERSIFIED HOLDINGS	லினானை டுனை	பன்முகப்படுத்தப்பட்ட வியாபாரத் துறைகள்
FOOTWEAR AND TEXTILES	பாலனன் னா ஓடி னீனு	பாதணி மற்றும் துணிவகைகள்	HEALTH CARE	டுனை டீனை	சுகாதார பராமரிப்பு
HOTELS AND TRAVELS	னைனீ னா டுனை	னுனைனல் மற்றும் பிரயாணம்	INFORMATION TECHNOLOGY	னைனு னைனீன	தகவல் தொழில்நுட்பம்
INVESTMENT TRUSTS	டினைனை னைனன்	முதலீடு நம்பிக்கைப் பொறுப்புக்கள்	LAND AND PROPERTY	ஓனீ னா டீனு	காணியும், ஆதனங்கள்
MANUFACTURING	கிடினு	உற்பத்திகள்	MOTORS	னைனீ னை	மோட்டார்
OIL PALMS	னுனீனு	ஓயில் பாம்	PLANTATIONS	னுனீனு டுனை	பெருந்தோட்டத்துறை
POWER AND ENERGY	லீனு னு னு னைனீ	மின் மற்றும் வலு	SERVICES	டீனைனீ	சேவைகள்
STORES AND SUPPLIES	னைனா னா டுனு	களஞ்சியப்படுத்தல் மற்றும் வழங்கல்கள்	TELECOMMUNICATIONS	டுனை னைனீனு	தொலைத் தொடர்புத்துறை
TRADING	னுனுனு	வியாபாரம்	(+) - December Companies	டினை னுனை டுனை னுனை னுனை னுனை	(+) - டிசம்பர் கம்பனிகள்

DEFINITIONS AND NOTES / නිර්වචන හා සටහන් / வரைவிலக்கணம் மற்றும் குறிப்புகள்

<p>Members & Trading Members: Eligible to trade securities through Automated Trading System (ATS) and Debt Trading System (DEX), and have participant status into the Central Depository System (CDS).</p>	<p>සාමාජිකයින් හා ගනුදෙනුකරන සාමාජිකයින් : ස්වයංක්‍රීය ගනුදෙනු පද්ධතිය හා ණය ගනුදෙනු පද්ධතිය ඔස්සේ සුරැකුම්පත් ගනුදෙනු කිරීමට හැකියාව ඇති මධ්‍යම තැන්පතු ක්‍රමය සාමාජික තත්වයට හිමිකම් කියන සාමාජිකයින්.</p>	<p>அங்கத்துவர்கள் மற்றும் வியாபார அங்கத்துவர்கள் : தன்னியக்க வியாபார முறைமை மற்றும் கடன் பிணையங்கள் வியாபார முறைமைகளில் வியாபாரம் செய்யக் கூடிய அதிகாரத்தினைக் கொண்டிருப்பதுடன், மத்திய வைப்புத்திட்டத்தில் பங்குபற்றல் அனுமதியையும் கொண்ட பங்குத்தரகர் அமைப்புக்கள</p>
<p>Entitlement Date: Shareholder is not entitled to this dividend/rights/bonus issue beyond this date.</p>	<p>නම් කරන ලද දිනය : මෙම දිනයෙන් ඔබට කොටස් හිමියන්ට මෙම ලාභාංශ/හිමිකම්/පාරිතෝෂික සඳහා හිමිකම් කිව නොහැක.</p>	<p>உரித்தாக்கல் திகதி: இத்திகதிக்கு அப்பால் வழங்கப்படும் பங்கிலாபம்/முதலாக்கல் செயலொழுங்கு/உரிமைவழங்கல் போன்றவற்றுக்கு உரிமைகள் இல்லை</p>
<p>All Share Price Index = Price movement of all listed securities. (Base year - 1985).</p>	<p>සියලු කොටස් මිල දර්ශකය - සියලු ලැයිස්තුගත ඡන්ද බලය හිමි සාමාන්‍ය කොටස් සඳහා මිල සංවලනය. (පදනම් වන වසර - 1985)</p>	<p>அனைத்து பங்கு விலைச் சுட்டி பட்டியல் படுத்தப்பட்ட அனைத்து பங்குகளினதும் விலையசைவுகளின் சராசரி (அடியாண்டு - 1985)</p>
<p>S&P Sri Lanka 20 Index = Price movement of a basket of 20 Securities (Based- 17th December 2004)</p>	<p>S&P ශ්‍රී ලංකා 20 මිල දර්ශකය - සුරැකුම්පත් 20 ක සමූහයක් සඳහා මිල සංවලනය (පදනම - 2004 දෙසැම්බර් 17)</p>	<p>S&P ஸ்ரீலங்கா 20 விலைச்சுட்டி - தெரிவு செய்யப்பட்ட 20 பங்குகளின் விலையசைவுகளின் சராசரி (டிசம்பர் 17, 2004க்கு அமைவாக)</p>

DISCLAIMER

This publication is intended to assist investors and others and reasonable care is taken to ensure that the information contained is current and accurate. Although the information contained in this publication has been compiled with great care, the CSE does not accept any liability for any errors, omissions or other inaccuracies or the consequences thereof and nothing in this publication may be construed as creating any right or obligation.

ව්‍යවහාර වගකීම

ආයෝජකයින් හා අනෙකුත් අය හට කොටස් වෙළෙඳපොළ පිළිබඳව අවබෝධය ලබාදීමට අපේක්ෂිත මෙම ප්‍රකාශනයෙහි සඳහන් සියලු කරුණු හා තොරතුරුවල තක්කාලීන බව හා නිරවද්‍ය බව තහවුරු කිරීම සඳහා ඉතා සැලකිල්ලෙන් සම්පාදනය කෙරී ඇත. එය එසේ වුවද මෙහි සඳහන් කරුණක් අරභයා ඇති වරදක් අඩුපාඩුවක් හෝ ප්‍රමාද දෝෂයක් හෝ ඒ නිසා ඇති විය හැකි ප්‍රතිඵල පිළිබඳව වගකීම බාර ගැනීමට කොළඹ ව්‍යාපාර වස්තු හුවමාරුව බැඳී නොසිටින අතර මෙහි සඳහන් කිසිදු කරුණක් අයිතියක් හෝ බැඳීමක් ලෙස සැලකිය නොහැකි වේ.

உரிமைத்தரப்பு

இந்த வெளியீடானது, முதலீட்டாளர்களுக்கும், ஏனையவர்களுக்கும் உதவியளிக்கும் வகையில், உள்ளடக்கப்படும் அனைத்து விடயங்களும், மிகப்பிந்திய மற்றும் துல்லியமான விபரங்களை உள்ளடக்கியதாக வெளிவருகிறது. இந்த ஆவணம், அதிக கவனத்துடன் தயாரிக்கப்படுகின்ற போதிலும், ஏற்படும் எந்த தவறுகள், விடுபடுதல்கள் அல்லது இதர மாற்றங்கள் அல்லது அவற்றின் மூலம் ஏற்படும் விளைவுகளுக்கு கொழும்பு பங்குப்பரிவர்த்தனை பொறுப்பேற்க மாட்டாது. இந்த பிரசுரத்தில் வெளியிடப்படும் எந்தவிடயமும் உரிமையானதாகவோ, கடப்பாடாக கொள்ளப்படக்கூடாது.

<p>Level 04, West Block, World Trade Centre, Echelon Square, Colombo 01, Sri Lanka. Tel: 2356456, 2446581, Fax: 2445279 E Mail: info@cse.lk, Website: www.cse.lk</p>	<p>04-01 බටහිර කොටස ලෝක වෙළෙඳ මධ්‍යස්ථානය එච්ලන් වතුරගුය කොළඹ 01 ශ්‍රී ලංකාව දුරකථන: 2356456, 2446581 ෆැක්ස්: 2445279 ඊමේල්: info@cse.lk, වෙබ් අඩවිය: www.cse.lk</p>	<p>04 ஆம் மாடி, மேற்கு தொகுதி, உலக வர்த்தக மையம், எச்சிலன் சதுக்கம், கொழும்பு 01. ஸ்ரீலங்கா. தொ. 2356456, 2446581. பெக்ஸ்: 2445279 ஈமெயில்: info@cse.lk. இணையத்தளம்: www.cse.lk.</p>
<p>BRANCHES / (அ) / கிளைகள்</p>		
<p>MATARA BRANCH 1st Floor, E.H. Cooray Tower, No.24, Anagarika Dharmapala Mawatha, Matara. Tel: 041-2220094, 95 Fax: 041-4390546</p>	<p>මාතර ශාඛාව 01 වන මහල, ඊ එච් කූරේ කුමාර නො. 24, අනාරික ධර්මපාල මාවත, මාතර. දුරකථන : 041- 2220094, 95 ෆැක්ස් : 041 - 4390546</p>	<p>மாத்தறைக் கிளை 1 ஆம் மாடி, நா.ர் குரே கோபுரம், இல. 24, அனகாரிக தர்மபால மாவத்தை, மாத்தறை. தொலைபேசி: 041-2220094, 95 தொலைநகல்: 041-4390546</p>
<p>KANDY BRANCH "Ceybank House", 88 Dalada Veediya, Kandy. Tel: 081-4474407, 09 Fax: 081-4474475</p>	<p>මහනුවර ශාඛාව සී වෑනක් හවුස්, 88, දළදා වීදිය, මහනුවර දුරකථන : 081 = 4474407, 09 ෆැක්ස් : 081 = 4474475</p>	<p>கண்டி கிளை: சீபாங்க் இல்லம், 88, தலதா வீதி, கண்டி. தொ. 081-4474407, 09 பெக்ஸ்: 081-4474475.</p>
<p>KURUNEGALA BRANCH 1st Floor, Union Assurance Building, 6, Rajapihilla Mawatha, Kurunegala. Tel: 037-4691802, 04 Fax: 037-4691803</p>	<p>කුරුණෑගල ශාඛාව පළමු මහල, යුනියන් ඇෂුරන්ස් හෙඩ්කාර්ටර්ස්, 6, රජපිහිල්ල මාවත, කුරුණෑගල දුරකථන : 037 = 4691802, 04 ෆැක්ස් : 037 = 4691803</p>	<p>குருநாகல் கிளை: முதலாம் மாடி, யூனியன் அசூரன்ஸ் கட்டிடம், 6, ராஜபிஹில் வீதி, குருநாகல். தொ. 037- தொ. 037-4691802, 04. பெக்ஸ்: 037-4691803.</p>
<p>NEGOMBO BRANCH 72A, 2/1, Old Chilaw Road, Negombo Tel: 031-2227859, 61 Fax: 031-2227860</p>	<p>නීගමුව ශාඛාව 72එ, 2/1, පරණ හලවත පාර, නීගමුව දුරකථන : 031 = 2227859, 61 ෆැක්ස් : 031 = 2227860</p>	<p>நீர்கொழும்பு கிளை: 72 A 2/1, பழைய சிலாபம் வீதி, நீர்கொழும்பு. தொ. 031-2227859, 61. பெக்ஸ்: 031-2227860.</p>
<p>JAFFNA BRANCH No. 147-2/3, KKS Road, Jaffna. Tel: 021-2221455, 5672444 Fax: 021-2221466</p>	<p>කපුතල ශාඛාව අංක 147-2/3, කේ කේ එස් පාර, කපුතල දුරකථන : 021 = 2221455, 5672444 ෆැක්ස් : 021 = 2221466</p>	<p>யாழ்ப்பாண கிளை: இல. 147-2/3, KKS வீதி, யாழ்ப்பாணம். தொ. 021-2221455, 5672444 பெக்ஸ்: 021-2221466.</p>
<p>ANURADHAPURA BRANCH 2nd Floor, 488/8/2, Town Hall Place, Maithripala Senanayake Mw, Anuradhapura. Tel: 025-2235244 Fax: 025 2235233</p>	<p>අනුරාධපුර ශාඛාව දෙවන මහල, 488/8/2, නගර ශාලා පෙදෙස, මෙහිමාව සේනානායක මාවත, අනුරාධපුර දුරකථන : 025-2235244 ෆැක්ස් : 025-2235233</p>	<p>அநுராதபுர கிளை 2 ஆம் மாடி, 488/8/2, நகர மண்டப பிரதேசம், மைத்திரிபால சேனாநாயக்க மாவத்தை, அநுராதபுரம். தொலைபேசி: 025-2235244 பெக்ஸ்: 025-2235233</p>
<p>AMBALANTOTA BRANCH 52, Hambantota Road, Ambalantota. Tel: 047-2225462 / 047-2225464 Fax: 047-2225463</p>	<p>අම්බලන්තොට ශාඛාව අංක 52 හම්බන්තොට පාර අම්බලන්තොට දුරකථන - 047-2225462 047-2225463 ෆැක්ස් - 047-2225464</p>	<p>அம்பலாந்தோட்டை கிளை 52, ஹம்பாந்தோட்டை வீதி. அம்பலாந்தோட்டை தொ:பே.047-2225462;.0472225463 தொநகல்.047-2225464</p>
<p>RATNAPURA BRANCH First Floor, No.131, Colombo Road Ratnapura. Tel: 045-2232388, 99 Fax : 045-2232388</p>	<p>රත්නපුර ශාඛාව පළමුවන මහල, 131, කොළඹ පාර, රත්නපුර දුරකථන : 045-2232388, 99 ෆැක්ස් : 045-2232388</p>	<p>இரத்தினபுரி கிளை முதலாம் மாடி, இல. 131, கொழும்பு வீதி, இரத்தினபுரி. தொலைபேசி:045 2232388, 99 பெக்ஸ்:045 2232388</p>