

**EQUITY MARKET / කොටස් වෙළෙඳපොළ / පාங்கුச்சந்தை**

**PRICE INDICES**

	<b>This Week</b>	<b>Prv. Week</b>
මිල දර්ශකයන්	මෙම සතිය තුළ	පසුගිය සතිය තුළ
විලාසි සඳහා	இந்த வாரம்	கடந்த வாரம்
All Share Index	<b>6,005.65</b>	<b>6,062.55</b>
සියලු කොටස් මිල දර්ශකය		
அனைத்து பங்கு விலைச்சட்டி		
S&P SL 20 Index	<b>3108.18</b>	<b>3149.43</b>
S&P ශ්‍රී ලංකා 20 මිල දර්ශකය		
S&P ஸ்ரீலங்கா 20 விலைச்சட்டி		

**EQUITY DETAILS**

	<b>This Week</b>	<b>Prv. Week</b>
කොටස් පිළිබඳ දත්ත	මෙම සතිය තුළ	පසුගිය සතිය තුළ
உரிமைப்பங்கு விபரங்கள்	இந்த வாரம்	கடந்த வாரம்

**VALUE OF TURNOVER (Rs.)**

	<b>8,463,841,372</b>	<b>3,135,646,644</b>
පිරිවැටුමේ වටිනාකම		
புரள்வின் பெறுமதி		
Domestic Purchases	<b>5,020,678,927</b>	<b>2,448,386,912</b>
දේශීය මිලදී ගැනීම්		
உள்நாட்டு கொள்வனவுகள்		
Domestic Sales	<b>1,915,143,370</b>	<b>1,484,923,529</b>
දේශීය විකිණීම්		
உள்நாட்டு விற்பனைகள்		
Foreign Purchases	<b>3,443,162,445</b>	<b>687,259,732</b>
විදේශීය මිලදී ගැනීම්		
வெளிநாட்டு கொள்வனவுகள்		
Foreign Sales	<b>6,548,698,002</b>	<b>1,650,723,115</b>
විදේශීය විකිණීම්		
வெளிநாட்டு விற்பனைகள்		

**VOLUME OF TURNOVER (No.)**

	<b>154,092,866</b>	<b>69,952,974</b>
පිරිවැටුමේ ප්‍රමාණය		
புரள்வின் அளவு		
Domestic	<b>55,083,830</b>	<b>53,000,368</b>
දේශීය		
உள்நாட்டு		
Foreign	<b>99,009,036</b>	<b>16,952,606</b>
විදේශීය		
வெளிநாட்டு		

**TRADES (No.)**

	<b>11,152</b>	<b>15,594</b>
ගනුදෙනු සංඛ්‍යාව		
வியாபாரம்		
Domestic	<b>10,246</b>	<b>14,719</b>
දේශීය		
உள்நாட்டு		
Foreign	<b>906</b>	<b>875</b>
විදේශීය		
வெளிநாட்டு		

**Listed Companies (No.)**

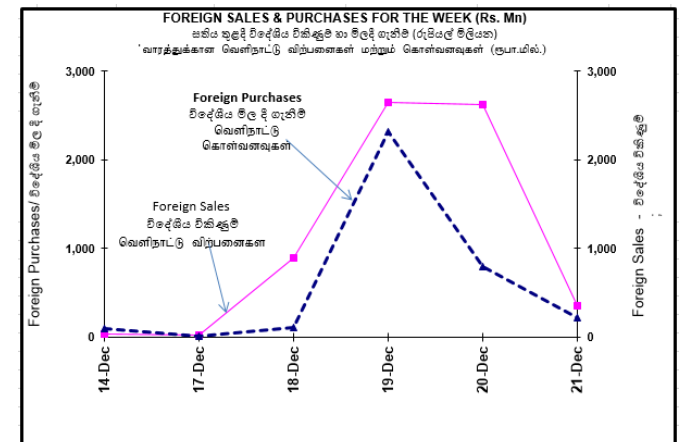
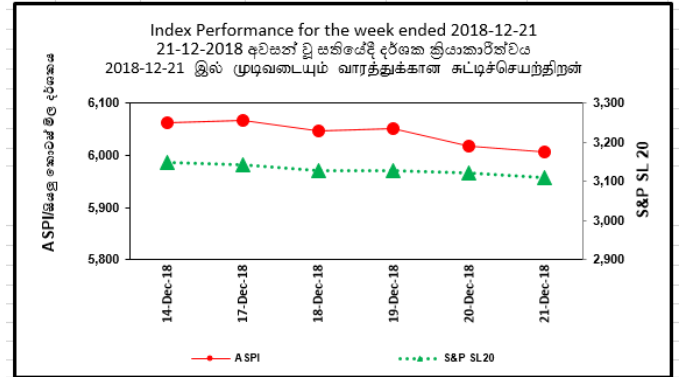
	<b>297</b>	<b>297</b>
ලැයිස්තුවේ සමාගම් සංඛ්‍යාව		
பட்டியல் படுத்தப்பட்ட கம்பனிகள்		

**Traded Companies (No.)**

	<b>240</b>	<b>260</b>
ගනුදෙනු කළ සමාගම් සංඛ්‍යාව		
வியாபாரம் நிறைவுற்ற கம்பனிகள்		

**Market Days**

	<b>5</b>	<b>5</b>
වෙළෙඳපොළ දින		
சந்தை நாட்கள்		



**EQUITY DETAILS**

கொடுக்கப்பட்டிருக்கின்ற  
உரிமைப்பங்கு விவரங்கள்

**This Week**  
மேலே சந்திரன்  
இந்த வாரம்

**Prv. Week**  
பின்னே சந்திரன்  
கடந்த வாரம்

**TOTAL TURNOVER (Rs.) /** மொத்தப் புரள்வு

**This Week**  
மேலே சந்திரன்  
இந்த வாரம்

**Prv. Week**  
பின்னே சந்திரன்  
கடந்த வாரம்

<b>PER</b> மேலே சந்திரன் அனுபவம் விவர உட்கட்டி விவரம்	<b>9.57</b>	9.66
<b>PBV</b> மேலே சந்திரன் அனுபவம் விவர புத்தகப் பெறுமதி விவரம்	<b>1.17</b>	1.18
<b>DY</b> மேலே சந்திரன் பங்குலாப விவரம்	<b>3.12</b>	3.08
<b>Market Capitalization (Rs.)</b> மேலே சந்திரன் சந்திரன் முத்தலாக்கம்	<b>2,817,529,335,838</b>	2,844,223,932,657

<b>Equity</b> கொடுக்கப்பட்டிருக்கின்ற	8,463,841,372	3,135,646,644
<b>Closed End Funds</b> மூடிய நிதியங்கள்	68,245	502
<b>Corporate Debt</b> கொடுக்கப்பட்டிருக்கின்ற	106,517,288	1,940,976
<b>Government Debt</b> அரசாங்க கடன்	0	0

**CLOSED END FUND DETAILS /** மூடிய நிதியங்களின் விவரங்கள்

<b>Volume of Turnover (No.)</b> மூடிய நிதியங்களின் அளவு	<b>9,346</b>	67
<b>Trades (No.)</b> மூடிய நிதியங்களின் அளவு	<b>21</b>	3
<b>Funds Traded (No.)</b> மூடிய நிதியங்களின் அளவு	<b>1</b>	1

**TOP 5 GAINERS /** மேலே சந்திரன் மூடிய நிதியங்களின் விவரங்கள்

Company	VWA Week Close (Rs.)	VWA Prv. Week Close (Rs.)	Change (Rs.)	Change %	High (Rs.)	Low (Rs.)	No of Shares	Turnover (Rs.)	No of Trades
கம்பனி	மேலே சந்திரன் முத்தலாக்கம்	மேலே சந்திரன் முத்தலாக்கம்	மேலே சந்திரன் முத்தலாக்கம்	மேலே சந்திரன் முத்தலாக்கம்	மேலே சந்திரன் முத்தலாக்கம்	மேலே சந்திரன் முத்தலாக்கம்	மேலே சந்திரன் முத்தலாக்கம்	மேலே சந்திரன் முத்தலாக்கம்	மேலே சந்திரன் முத்தலாக்கம்
S M B LEASING [X]	.30	.20	0.10	50.00	.30	.20	25,736	7,410.80	10
BLUE DIAMONDS [X]	.30	.20	0.10	50.00	.30	.20	165,428	39,227.40	23
BLUE DIAMONDS	.60	.50	0.10	20.00	.60	.50	36,977	21,211.20	12
LAKE HOUSE PRIN.	162.90	138.70	24.20	17.45	172.00	151.90	372	60,292.50	18
MULLERS	.70	.60	0.10	16.67	.70	.60	853,780	513,124.10	28

**TOP 5 LOSERS /** மேலே சந்திரன் மூடிய நிதியங்களின் விவரங்கள்

Company	VWA Week Close (Rs.)	VWA Prv. Week Close (Rs.)	Change (Rs.)	Change %	High (Rs.)	Low (Rs.)	No of Shares	Turnover (Rs.)	No of Trades
கம்பனி	மேலே சந்திரன் முத்தலாக்கம்	மேலே சந்திரன் முத்தலாக்கம்	மேலே சந்திரன் முத்தலாக்கம்	மேலே சந்திரன் முத்தலாக்கம்	மேலே சந்திரன் முத்தலாக்கம்	மேலே சந்திரன் முத்தலாக்கம்	மேலே சந்திரன் முத்தலாக்கம்	மேலே சந்திரன் முத்தலாக்கம்	மேலே சந்திரன் முத்தலாக்கம்
AMANA LIFE	9.10	11.80	(2.70)	(22.88)	10.70	9.10	13,210	120,227.00	2
TESS AGRO [X]	.40	.50	(0.10)	(20.00)	.50	.40	159,892	68,546.00	13
TESS AGRO	.50	.60	(0.10)	(16.67)	.60	.50	782,650	397,496.40	56
AMAYA LEISURE	37.70	42.70	(5.00)	(11.71)	39.90	36.90	487	18,831.90	8
DUNAMIS CAPITAL	37.60	42.00	(4.40)	(10.48)	42.90	37.50	6,572	262,843.30	37




**INDICES COMPARISON FOR THE YEAR /** மேலே சந்திரன் மூடிய நிதியங்களின் விவரங்கள்

	Today	Year Open	Year Highest	Year Lowest	Year Change %
ASI	6,005.65	6,369.26	6,598.73	5,761.09	(5.71)
S&P SL 20	3,108.18	3,671.72	3,810.05	2,909.08	-15.35

## RIGHTS ISSUES / கிழைக்கிழைப்பு / உரிமை வழங்கல்

COMPANY සමාගම கம்பனி	PROPORTION සමානුපාතය விகிதாசாரம்	EGM / PROV. ALLOTMENT විශේෂ මහා සභා රැස්වීම/කොට ස් බෙදා දීම விசேட பொதுக்கூட்ட ம்	XR DATE දිනය திகதி	DESPATCH OF PROV. LETTER OF ALLOTMENT කොටස් ලබාදීමේ ලිපිය නිකුත් කිරීම ஒதுக்கலுக்கா ள கடிதம் அனுப்புதல்	TRADING OF RIGHTS COMMENCES ON கிழைக்கி ழைப்பு தொடங்கும் நாள் දිනය பங்குஉரிமைக ள் வர்த்தக ஆரம்பத்திகதி	RENUNCIATION ප්‍රතික්ෂේපය பொறுப்பளித்த ல்	LAST DATE OF ACCEPTANCE & PAYMENT පිළිගැනීම සහ ගෙවීම සඳහා අවසන් දිනය கொடுப்பனவு மற்றும் அனுமதிக்கப்படு ம் நாதித்திகதி.
<b>Agalawatte Plantations PLC</b>	Twenty One (21) new ordinary Voting Shares for every Four (04) ordinary Voting Shares.						Dates to be Notified
Issue Price Rs. 15.30 the purpose for which the proceeds are utilised: to part settle related party borrowings amounting to LKR 2008125000.00 obtained during the period from April 2017 to December 2017 for the purposes of settling AGAL's out standing bank borrowings statutory dues and funding working capital requirements existed during the period in concern.							
<b>Blue Diamonds Jewellery Worldwide PLC</b>	One (01) New Ordinary Voting share for every Four (04) Ordinary Voting & Non-Voting shares.						Dates to be Notified
Issue Price Rs. 01/= For Further details please visit <a href="https://cdn.cse.lk/cmt/upload_cse_announcements/1481519786206_.pdf">https://cdn.cse.lk/cmt/upload_cse_announcements/1481519786206_.pdf</a>							
<b>Pelwatte Sugar Industries PLC</b>	01 for 04						* The company informed that the Rights Issue would be delayed until the outcome of the proposed Act with regard to the acquisition of its land by the State is known.
(Issue Price: Rs 18/= To raise capital considering that the net assets of the company is less than half of its stated capital. )							
<b>Adam Capital PLC</b>	02 for 01						Dates to be Notified
(Issue Price Rs. 1.50 the company seeks to utilize the proceeds of the said issue as investment into its subsidiaries in order of priority to enhance the working capital of such subsidiaries.)							
<b>Adam Investments PLC</b>	01 for 01						Dates to be Notified
(Issue Price Rs. 1.00 the company seeks to utilize the proceeds of the said issue as an investment into Adam Capital PLC Adam Apparel (Pvt) Ltd Network communications (Pvt) Ltd in order of priority to enhance the working capital of such companies after deduction of expenses pertationing to issue.)							
<b>Asia Asset Finance PLC</b>	<b>Tranche 1-</b> Three (03) new voting shares for Ten (10) shares. <b>Tranche 2-</b> Two (02) new voting shares for Ten (10) shares.						Dates to be Notified
(Issue Price Rs. 10.00 for the purpose of strengthening the tier 1 capital base of the Company in keeping with company's expansion and maintaining the new capital adequacy requirements as stipulated by the Central Bank of Sri Lank and to support the working capital requirements of the new Branch Operations which will be opened on a staggered basis.							
<b>Hikkaduwa Beach Resorts PLC</b>	Two (02) new Ordinary Shares for every Five (05) Ordinary Shares.						Dates to be Notified
Issue Price Rs. 3.90 per share For Further details please visit <a href="https://cdn.cse.lk/cmt/upload_cse_announcements/6831542603480_.pdf">https://cdn.cse.lk/cmt/upload_cse_announcements/6831542603480_.pdf</a>							




RIGHTS ISSUES ARE SUBJECT TO SHAREHOLDER APPROVAL AT A GENERAL MEETING / கிழைக்கிழைப்பு சமூக சபை ரැස්වීමේ කොටස් විකිණීමේ ලබාදෙන අනුලුපිතයට යටත් වේ/நாள்நாள் வழங்கல் கள், பொதுக் கூட்டத்தில் பங்குதாரர்களின் அனுமதிக்கு அமையவாயது.  
ලබාදෙන කොටස් විකිණීමේ අනුලුපිතයට යටත් වේ. / (தரப்பினியின் அங்கீகரிப்பில் சமர்ப்பிக்கப்பட்டால், பங்குதாரர்களின், பங்குதாரர்களின் பொதுவான தீர்மானத்திற்கு அமையவாயது.

	Announcements for the day දිනය සඳහා නිවේදනයන් குறித்த தினத்திற்கான அறிவிப்புகள்		XC /XR/XD Falling Due on the next day එළඹෙන දිනයේදී ගෙවිය යුතු மறுதினம் உரிமை காலாவதியாகும்	XC /XR/XD XC /XR/XD XC /XR/XD		Amended   BOLD   වෙනස්කිරීම திருத
---	---	---	---	-------------------------------------	---	---

**RIGHTS ISSUES / சிலீகை திகுவு / உரிமை வழங்கல்**

COMPANY සමාගම கம்பனி	PROPORTION සමානුපාතය விகிதாசாரம்	EGM / PROV. ALLOTMENT විශේෂ මහා සභා රැස්වීම/කොට ස් බෙදා දීම විසேட பொதுக்கூட்ட ம்	XR DATE දිනය திகதி	DESPATCH OF PROV. LETTER OF ALLOTMENT කොටස් ලබාදීමේ ලිපිය නිකුත් කිරීම ஒதுக்கலுக்கா ள கடிதம் அனுப்புதல்	TRADING OF RIGHTS COMMENCES ON சிலீகை திகுவு ஏறுதேனுவிட முடிகிற வளை දිනය பங்குஉரிமைக ள் வர்த்தக ஆரம்பத்திகதி	RENUNCIATION ප්‍රතික්ෂේපය பொறுப்பளித்த ல்	LAST DATE OF ACCEPTANCE & PAYMENT පිළිගැනීම සහ වෙලීම සඳහා අවසන් දිනය கொடுப்பனவு மற்றும் அனுமதிக்கப்படு ம் மறுத்திகதி.
<b>Waskaduwa Beach Resorts PLC</b>	Nine (09) new Ordinary Shares for every Five (05) Ordinary Shares.				Dates to be Notified		
Issue Price Rs. 2.40 per share For Further details please visit <a href="https://cdn.cse.lk/cmt/upload_cse_announcements/6311542603504_.pdf">https://cdn.cse.lk/cmt/upload_cse_announcements/6311542603504_.pdf</a>							
<b>Citrus Leisure PLC</b>	Nine (09) new Ordinary Shares for every Five (05) Ordinary Shares				Dates to be Notified		
Issue Price Rs. 5/- per share For Further details please visit <a href="https://cdn.cse.lk/cmt/upload_cse_announcements/7421542603522_.pdf">https://cdn.cse.lk/cmt/upload_cse_announcements/7421542603522_.pdf</a>							

**RIGHTS ISSUES ARE SUBJECT TO SHAREHOLDER APPROVAL AT A GENERAL MEETING / சிலீகை திகுவு மலா සහ රැස්වීමේ කොටස් විලීයන් ලබාදෙන අනුදැනුමට යටත් වේ./සාරීமை வழங்கல்கள், பொதுக் கூட்டத்தில் பங்குதாரர்களின் அனுமதிக்கு அமைவானது.**  
ලබාදෙන කොටස් විලීයන්ගේ අනුදැනුමට යටත් වේ./ශ්‍රැමකරුවන්ගේ අනුමැතියේ ආධාරයකින් සහතික කළ යුතුය. பங்குதாரர்களின் பொதுவான தீர்மானத்திற்கு அமைவானது.

	Announcements for the day දිනය සඳහා නිවේදනයන් குறித்த தினத்திற்கான அறிவித்தல்கள்		XC /XR/XD Falling Due on the next day දළවෙන දිනයේදී ගෙවිය යුතු மறுதினம் உரிமை காலாவதியாகும் XC /XR/XD		Amended <b>BOLD</b>   වෙනස්කිරීම திருத
---	--	---	--	---	--



**CAPITALIZATION OF RESERVES / සංචිත ප්‍රාග්ධනිකරණය / மூலதனமாக்கல்**

COMPANY සමාගම கம்பனி	PROPORTION සමානුපාතය விகிதாசாரம்	GENERAL MEETING / ALLOTMENT මහා සභා රැස්වීම / කොටස් බෙදාදීම பொதுக்கூட்டம் / ஒதுக்கம்	XC DATE / දිනය / திகதி	CONSIDERATION (RS.) අපේක්ෂිත ලාභය (රු.) கருத்தில் கொள்ளப்படும் பெறுமதி(ரூபா)
Ceylon & Foreign Trades PLC	1 : 1		To be notified	560,784,000

**DIVIDEND ANNOUNCEMENTS / லாப-இழை திவேடின / பங்குலாப அறிவித்தல்கள்**

COMPANY சமாள கம்பனி	DIVIDEND PER SHARE (RS.) கொடிசகல லாப-இழை (ரூ.) பங்குள்ளிற்஑ான பங்கிலாபம் (ரூபா)	FINAL / INTERIM ஑லிசான / ஑ன்஑ர்஑ாலினை இறுதி / இடைக்கால	SHAREHOLDER'S MEETING கொடிச கிழை஑ன்஑ டிசலி பங்கு஑ாரர் கூட்டம்	XD DATE ஑ினை தி஑தி	DATE OF PAYMENT ஑லிச கிழை஑ர்஑ ஑ினை கொடுப஑வ஑த் தி஑தி	
Office Equipment PLC	1.50	Final		12-12-2018	13-12-2018	21-12-2018
Central Finance Company PLC	2.00	Interim	Not applicable	27-12-2018		01-01-2019
Hatton National Bank PLC	1.50	Interim	Not applicable	10-12-2018		19-12-2018
Access Engineering PLC	0.25	Interim	Not applicable	11-12-2018		20-12-2018
Panasian Power PLC	0.06	Interim	Not applicable	21-12-2018		02-01-2019
John Keells Hotels PLC	0.15	Interim	Not applicable	21-12-2018		03-01-2019
People's Leasing & Finance PLC	0.75	Interim	Not applicable	02-01-2019		11-01-2019

**UNLESS THE COMPANY'S ARTICLES PROVIDE OTHERWISE, DIVIDENDS ARE SUBJECT TO SHAREHOLDER APPROVAL BY AN ORDINARY RESOLUTION.** / சமாள஑ி  
கொடிச கிழை஑ன்஑ ஑லி஑ி஑ ஑஑ன் ஑லி஑ி஑ / ஑஑ன்஑ி஑ி஑ ச஑ன்஑ி஑க்க஑஑஑ ஑லி஑ி஑ி  
கொடிச கிழை஑ன்஑ ஑லி஑ி஑ ஑஑ன் ஑லி஑ி஑ / ஑஑ன்஑ி஑ி஑ ச஑ன்஑ி஑க்க஑஑஑ ஑லி஑ி஑ி  
கொடிச கிழை஑ன்஑ ஑லி஑ி஑ ஑஑ன் ஑லி஑ி஑ / ஑஑ன்஑ி஑ி஑ ச஑ன்஑ி஑க்க஑஑஑ ஑லி஑ி஑ி

	Announcements for the week ச஑ி஑ ஑஑஑ா திவேடின஑ன் ஑ுறித்த தி஑த்திற்஑ான அறிவித்தல்கள்		XC /XR/XD Falling Due on the next week ஑ல஑ி஑ ச஑ி஑ி஑ ஑லி஑ ஑ு஑ு XC /XR/XD மறுதி஑ம் ஑ரி஑ை காலாவதிபா஑ும் XC /XR/XD	Amended <b>BOLD</b> ஑லி஑ி஑ி஑ தி஑த்தம்
---	--	---	--	---

**REPURCHASE OF SHARES /கொடிச ஑ுறி஑ி஑ி஑ி ஑ரி஑ி஑ / பங்குகளின் மி஑்கொள்வ஑வ**

COMPANY NAME சமாள கம்பனி஑ின் பெபர	REPURCHASE PRICE(Rs.) ஑ுறி஑ி஑ி஑ி ஑ரி஑ி஑ கொடிசக ஑஑஑ா ஑ி஑ (ரூ.) மி஑்கொள்வ஑வ஑ ஑ி஑ை	PROPORTION ச஑஑஑஑஑ ஑ள஑ு	DATE OF OPENING THE OFFER TO REPURCHASE ஑ுறி஑ி஑ி஑ி ஑ரி஑ி஑ ஑஑஑ ஑ார஑ி஑ ஑லி஑ ஑ினை மி஑்கொள்வ஑வ஑க்கான கொடைமு஑ை஑ின் ஑ுர஑்ப தி஑தி	DATE OF CLOSING OF OFFER TO REPURCHASE ஑ுறி஑ி஑ி஑ி ஑ரி஑ி஑ ஑஑஑ ஑ி஑ை஑ ஑லி஑ ஑ினை மி஑்கொள்வ஑வ஑க்கான கொடைமு஑ை஑ின் முடி஑த் தி஑தி
John Keells Holdings PLC	Rs. 160.00	1 for 20 on a Pro Rata basis	14-12-2018	10-01-2019

**WATCH LIST/වෙළුම් ලිස්ට්/வொட்ச் லிஸ்ட்**

<b>Company</b>	<b>Initial Date of Transfer to the Default Board</b>	<b>Date of transfer to the Watch List</b>	<b>Reason</b>
Miramar Beach Hotel PLC	9-Jun-08	1-Jan-18	Non Submission of Annual Reports for the F/Y Ended 31-MAR-2010 to 31-MAR-2017.
		1-Jan-18	Non submission of Financial Statements for the quarters ended 30-SEP-2010 to 31-MAR-2011 30-JUN-2012 to 30-SEP-2017
		21-Feb-18	Non submission of Financial Statements for the quarter ended 31-DEC-2017
		7-Jun-18	In terms of Rule 7.4 (c) (vii) of the CSE Listing Rules (Enforcement Rules) - Non-Submission of Interim Financial Statements for the quarter ended 31st March 2018.
		23-Aug-18	Non-submission of Interim Financial Statements for the quarter ended 30-JUN-2018.
		07- Sep-2018	Non Submission of Annual Report for the year ended 31-MAR-2018
		23-Nov-18	Non-submission of Interim Financial Statements for the quarter ended 30-SEP-2018.
Lanka Cement PLC	21-May-13	1-Jan-18	Non submission of Financial Statements for the quarters ended 30-SEP-2014 to 31-DEC-2016
		7-Jun-18	Non-Submission of Annual Report 2017.
		2-Jul-18	Non-Compliance with Corporate Governance Requirements in term of Rule 7.10 of the CSE Listing Rules.
		23-Aug-18	Non-submission of Interim Financial Statements for the quarter ended 30-JUN-2018.
		23-Nov-18	Non-submission of Interim Financial Statements for the quarter ended 30-SEP-2018.
Central Investments & Finance PLC	10-Sep-13	1-Jan-18	Non submission of Annual Report for the F/Y Ended 31-MAR-2013 to 31-MAR-2017.
		1-Jan-18	Non submission of Financial Statements for the quarters ended 30-SEP-2013 to 30-Sep-2017
		21-Feb-18	Non submission of Financial Statements for the quarter ended 31-DEC-2017
		7-Jun-18	Non submission of Financial Statements for the quarter ended 31-MAR-2018
		23-Aug-18	Non-submission of Interim Financial Statements for the quarter ended 30-JUN-2018.
		07- Sep-2018	Non Submission of Annual Report for the year ended 31-MAR-2018
		23-Nov-18	Non-submission of Interim Financial Statements for the quarter ended 30-SEP-2018.
PC House PLC	5-Jun-14	1-Jan-18	Non submission of Annual Report for the F/Y Ended 31-MAR-2014 to 31-MAR-2017.
		1-Jan-18	Non submission of Financial Statements for the quarter ended 31-DEC-2015 to 30-Sep-2017
		21-Feb-18	Non submission of Financial Statements for the quarter ended 31-DEC-2017
		7-Jun-18	Non submission of Financial Statements for the quarter ended 31-MAR-2018
		23-Aug-18	Non-submission of Interim Financial Statements for the quarter ended 30-JUN-2018.
		07- Sep-2018	Non Submission of Annual Report for the year ended 31-MAR-2018
		23-Nov-18	Non-submission of Interim Financial Statements for the quarter ended 30-SEP-2018.

**WATCH LIST/වෙළුම් ලිස්ට්/බொபட்.ஃ லிஸ்ட்**

<b>Company</b>	<b>Initial Date of Transfer to the Default Board</b>	<b>Date of transfer to the Watch List</b>	<b>Reason</b>
PC Pharma PLC	5-Jun-14	1-Jan-18	Non submission of Annual Report for the F/Y Ended 31-MAR-2014 to 31-MAR-2017.
		1-Jan-18	Non submission of Financial Statements for the quarters ended 31-DEC-2015 to 30-Sep-2017
		21-Feb-18	Non submission of Financial Statements for the quarter ended 31-DEC-2017
		7-Jun-18	Non submission of Financial Statements for the quarter ended 31-MAR-2018
		23-Aug-18	Non-submission of Interim Financial Statements for the quarter ended 30-JUN-2018.
		07- Sep-2018	Non Submission of Annual Report for the year ended 31-MAR-2018
		23-Nov-18	Non-submission of Interim Financial Statements for the quarter ended 30-SEP-2018.
Entrust Securities PLC	26-Aug-16	1-Jan-18	Non submission of Annual Report for the F/Y Ended 31-MAR-2016 & 31-MAR-2017.
		11-Jan-18	In terms of Rule 7.5 (c) (1) (3) of the CSE Listing Rules (Enforcement Rules)- Qualified Opinion in the Independent Auditor's Report on the Annual Report for the year ended 31 <sup>st</sup> March 2016.
		07- Sep-2018	Non Submission of Annual Report for the year ended 31-MAR-2018
		23-Nov-18	Non-submission of Interim Financial Statements for the quarter ended 30-SEP-2018.
Huejay International Investments PLC	27-Sep-16	1-Jan-18	Non-compliance of CSE Listing Rules in Annual Report 2016/2017
		2-Jul-18	Non-compliance with minimum public holding requirement in terms of Rule 7.13.1 of the CSE Listing Rules.
		2-Jul-18	Non-compliance with Corporate Governance Requirements in terms of Rule 7.10 of the CSE Listing Rules.
		23-Aug-18	Non-submission of Interim Financial Statements for the quarter ended 30-JUN-2018.
		07- Sep-2018	Non Submission of Annual Report for the year ended 31-MAR-2018
		23-Nov-18	Non-submission of Interim Financial Statements for the quarter ended 30-SEP-2018.
Swarnamahar Financial Services PLC	19-Jan-17	1-Jan-18	In view of several significant issues (which are set out in the SEC directive dated 18 <sup>th</sup> January 2017) the SEC has requested the CSE to transfer the securities of the company to the Default Board of the CSE with immediate effect until the company complies with Rules 7.10.2(a) 7.10.5(a) and 7.10.6(a) of the CSE Listing Rules.
		07-Sep-18	In terms of Rule 7.5 (d) (1) (3) of the CSE Listing Rules (Enforcement Rules)- Qualified Opinion in the Independent Auditor's Report on the Annual Report for the year ended 31st March 2018.

**WATCH LIST/වෙළුම් ලිස්ට්/බොර்ட්ස් ලිස්ට්**

<b>Company</b>	<b>Initial Date of Transfer to the Default Board</b>	<b>Date of transfer to the Watch List</b>	<b>Reason</b>
Radiant Gems International PLC	19-Sep-17	07- Sep-2018	Non Submission of Annual Report for the year ended 31-MAR-2018
		23-Nov-18	Non-submission of Interim Financial Statements for the quarter ended 30-SEP-2018.
Standard Capital PLC	19-Sep-17	1-Jan-18	Non-Submission of Annual Report for the year ended 31-Mar-2017.
		07- Sep-2018	Non Submission of Annual Report for the year ended 31-MAR-2018
Adam Investments PLC		07- Sep-2018	Non Submission of Annual Report for the year ended 31-MAR-2018
		23-Nov-18	Non-submission of Interim Financial Statements for the quarter ended 30-SEP-2018.
Mackwoods Energy PLC	19-Sep-17	23-Mar-18	In terms of Rule 7.5 (c) (1) (3) of the CSE Listing Rules (Enforcement Rules)- Qualified Opinion in the Independent Auditor's Report on the Audited Financial Statements for the year ended 31 <sup>st</sup> March 2017.
		07- Sep-2018	Non Submission of Annual Report for the year ended 31-MAR-2018
		22-Oct-18	In terms of Rule 7.10.7 ( c) of the CSE Listing Rules (Enforcement Rules)-Non-Compliance with Corporate governance Requirements.
Janashakthi PLC	-	4-Apr-18	In terms of Rule 7.5 (c) (1) (3) of the CSE Listing Rules (Enforcement Rules) – Qualified Opinion in the Independent Auditor's Report on the Audited Financial Statements for the year ended 31st March 2017
		2-Jul-18	Non-Compliance with Corporate Governance Requirements in term of Rule 7.10 of the CSE Listing Rules.
		07- Sep-2018	Non Submission of Annual Report for the year ended 31-MAR-2018
Asia Capital PLC	-	2-Jul-18	Non-Compliance with minimum public holding requirement in term of Rule 7.13.1. of the CSE Listing Rules.
		7-Sep-18	In terms of Rule 7.5 (d) (II) (3) of the CSE Listing Rules (Enforcement Rules) – Emphasis of matter on going concern in the Independent Auditor's Report on the Audited Financial Statements for the year ended 31st March 2018.
Arpico Finance Company PLC	-	2-Jul-18	Non-Compliance with minimum public holding requirement in term of Rule 7.13.1. of the CSE Listing Rules.
Industrial Asphalts (Ceylon) PLC	-	2-Jul-18	Non-Compliance with minimum public holding requirement in term of Rule 7.13.1. of the CSE Listing Rules.
Browns Beach Hotels PLC	-	2-Jul-18	Non-Compliance with minimum public holding requirement in term of Rule 7.13.1. of the CSE Listing Rules.
Commercial Development Company PLC	-	2-Jul-18	Non-Compliance with minimum public holding requirement in term of Rule 7.13.1. of the CSE Listing Rules.
Ceylon Printers PLC	-	2-Jul-18	Non-Compliance with minimum public holding requirement in term of Rule 7.13.1. of the CSE Listing Rules.
Distilleries Company of Sri Lanka PLC	-	2-Jul-18	Non-Compliance with minimum public holding requirement in term of Rule 7.13.1. of the CSE Listing Rules.



**WATCH LIST/වෙළුම් ලිස්ට්/வொட்ச் லிஸ்ட்**

<b>Company</b>	<b>Initial Date of Transfer to the Default Board</b>	<b>Date of transfer to the Watch List</b>	<b>Reason</b>
Goodhope PLC	-	2-Jul-18	Non-Compliance with minimum public holding requirement in term of Rule 7.13.1. of the CSE Listing Rules.
Lotus Hydro Power PLC	-	2-Jul-18	Non-Compliance with minimum public holding requirement in term of Rule 7.13.1. of the CSE Listing Rules.
Indo Malay PLC	-	2-Jul-18	Non-Compliance with minimum public holding requirement in term of Rule 7.13.1. of the CSE Listing Rules.
MTD Walkers PLC	-	2-Jul-18	Non-Compliance with minimum public holding requirement in term of Rule 7.13.1. of the CSE Listing Rules.
Kotmale Holdings PLC	-	2-Jul-18	Non-Compliance with minimum public holding requirement in term of Rule 7.13.1. of the CSE Listing Rules.
Madulsima Plantations PLC	-	2-Jul-18	Non-Compliance with minimum public holding requirement in term of Rule 7.13.1. of the CSE Listing Rules.
Morison PLC	-	2-Jul-18	Non-Compliance with minimum public holding requirement in term of Rule 7.13.1. of the CSE Listing Rules.
Office Equipment PLC	-	2-Jul-18	Non-Compliance with minimum public holding requirement in term of Rule 7.13.1. of the CSE Listing Rules.
Paragon Ceylon PLC	-	2-Jul-18	Non-Compliance with minimum public holding requirement in term of Rule 7.13.1. of the CSE Listing Rules.
Property Development PLC	-	2-Jul-18	Non-Compliance with minimum public holding requirement in term of Rule 7.13.1. of the CSE Listing Rules.
Selinsing PLC	-	2-Jul-18	Non-Compliance with minimum public holding requirement in term of Rule 7.13.1. of the CSE Listing Rules.
Shalimar (Malay) PLC	-	2-Jul-18	Non-Compliance with minimum public holding requirement in term of Rule 7.13.1. of the CSE Listing Rules.
Serendib Land PLC	-	2-Jul-18	Non-Compliance with minimum public holding requirement in term of Rule 7.13.1. of the CSE Listing Rules.
Abans Finance PLC	-	2-Jul-18	Non-Compliance with minimum public holding requirement in term of Rule 7.13.1. of the CSE Listing Rules.
AMW Capital Leasing and Finance PLC	-	2-Jul-18	Non-Compliance with minimum public holding requirement in term of Rule 7.13.1. of the CSE Listing Rules.
Commercial Leasing and Finance PLC	-	2-Jul-18	Non-Compliance with minimum public holding requirement in term of Rule 7.13.1. of the CSE Listing Rules.
Brac Lanka Finance PLC	-	2-Jul-18	Non-Compliance with minimum public holding requirement in term of Rule 7.13.1. of the CSE Listing Rules.

**WATCH LIST/වෙළුම් ලිස්ට්/බොර்ட් ලිස්ට්**

<b>Company</b>	<b>Initial Date of Transfer to the Default Board</b>	<b>Date of transfer to the Watch List</b>	<b>Reason</b>
Odel PLC	-	2-Jul-18	Non-Compliance with minimum public holding requirement in term of Rule 7.13.1. of the CSE Listing Rules.
Senkadagala Finance PLC	-	2-Jul-18	Non-Compliance with minimum public holding requirement in term of Rule 7.13.1. of the CSE Listing Rules.
Ambeon Capital PLC (Taprobane Holdings PLC)	-	2-Jul-18	Non-Compliance with minimum public holding requirement in term of Rule 7.13.1. of the CSE Listing Rules.
Trade Finance and Investments PLC	-	2-Jul-18	Non-Compliance with minimum public holding requirement in term of Rule 7.13.1. of the CSE Listing Rules
People's Merchant Finance PLC	-	17-July-2018	In terms of Rule 7.5 (c) (II) (3) of the CSE Listing Rules (Enforcement Rules) – Emphasis of matter on going concern in the Independent Auditor's Report on the Audited Financial Statements for the year ended 31st March 2018.
		17-Aug-2018	In terms of Rule 7.10.7 (c) of the CSE Listing Rules (Enforcement Rules) –Non-Compliance with Corporate governance Requirements.
Merchant Bank of Sri Lanka and Finance PLC	-	17- July -2018	In terms of Rule 7.5 (c) (II) (3) of the CSE Listing Rules (Enforcement Rules) – Emphasis of matter on going concern in the Independent Auditor's Report on the Audited Financial Statements for the year ended 31st December 2017.
Lanka Hospital Corporation PLC	-	08- Aug -2018	Non-Compliance with minimum public holding requirement in term of Rule 7.13.1. of the CSE Listing Rules.
Aitken Spence Plantation Managements PLC	-	08- Aug -2018	Non-Compliance with minimum public holding requirement in term of Rule 7.13.1. of the CSE Listing Rules.
Mercantile Investments and Finance PLC	-	08- Aug -2018	Non-Compliance with minimum public holding requirement in term of Rule 7.13.1. of the CSE Listing Rules.
The Finance Company PLC	-	17- Aug -2018	Qualified Opinion in the Independent Auditor's Report on the Audited Financial Statements for the year ended 31st March 2018.
Lucky Lanka Milk Processing Company PLC	-	07- Sep-2018	Non Submission of Annual Report for the year ended 31-MAR-2018
		19-Sep-2018	In terms of Rule 7.10.7 (c) of the CSE Listing Rules (Enforcement Rules) –Non-Compliance with Corporate Governance Requirements.
		23-Nov-18	Non-submission of Interim Financial Statements for the quarter ended 30-SEP-2018.
Hotel Developers (Lanka) PLC	-	04- Sep -2018	Non-Compliance with minimum public holding requirement in term of Rule 7.13.1. of the CSE Listing Rules.
Pelwatte Sugar Industries PLC	-	04- Sep -2018	Non-Compliance with minimum public holding requirement in term of Rule 7.13.1. of the CSE Listing Rules.

**WATCH LIST/වෘත්ති ලිස්ට්/බොර்ட් විස්ට්**

<b>Company</b>	<b>Initial Date of Transfer to the Default Board</b>	<b>Date of transfer to the Watch List</b>	<b>Reason</b>
Sierra Cables PLC	-	07- Sep -2018	In terms of Rule 7.5 (d) (II) (3) of the CSE Listing Rules (Enforcement Rules) – Emphasis of matter on going concern in the Independent Auditor’s Report on the Audited Financial Statements for the year ended 31st March 2018.
Sinhaputhra Finance PLC	-	07-Nov-2018	In terms of Rule 7.5 (d) (II) (3) of the CSE Listing Rules (Enforcement Rules) – Emphasis of matter on going concern in the Independent Auditor’s Report on the Audited Financial Statements for the year ended 31st March 2018.
Singhe Hospitals PLC	-	26- Sep -2018	“In terms of Rule 7.5 (d) (II) (3) of the CSE Listing Rules (Enforcement Rules) – Emphasis of matter on going concern in the Independent Auditor’s Report on the Audited Financial Statements for the year ended 31st March 2018.”
Ceylon & Foreign Trades PLC	-	07- Sep -2018	Non Submission of Annual Report for the year ended 31-MAR-2018
		23-Nov-18	Non-submission of Interim Financial Statements for the quarter ended 30-SEP-2018.
Adam Capital PLC	-	07- Sep -2018	Non Submission of Annual Report for the year ended 31-MAR-2018
		23-Nov-18	Non-submission of Interim Financial Statements for the quarter ended 30-SEP-2018.
City Housing and Real Estate Company PLC	-	10- Sep -2018	In terms of Rule 7.5 (d) (I) (3) of the CSE Listing Rules (Enforcement Rules)- Qualified Opinion in the Independent Auditor’s Report on the Annual Report for the year ended 31st March 2018.
HVA Foods PLC (HVA)	-	13- Sep -2018	“In terms of Rule 7.5 (d) (I) (3) of the CSE Listing Rules (Enforcement Rules) - Qualified Opinion in the Independent Auditor’s Report on the Audited Financial Statements for the year ended 31st March 2018.
Mercantile Shipping Company PLC (MSL)	-	13- Sep -2018	“In terms of Rule 7.5 (d) (I) (3) of the CSE Listing Rules (Enforcement Rules) - Qualified Opinion in the Independent Auditor’s Report on the Audited Financial Statements for the year ended 31st March 2018.
LOLC Finance PLC	-	07-Nov-2018	The securities of the above company have been transferred to Watch List with effective from 7th November 2018 due to Non-Compliance with Minimum Public Holding Requirement in terms of Rule 7.13.1 of the CSE Listing Rules.
East West Properties PLC (EAST)	-	12-Dec-2018	- In terms of Rule 7.5 (d) (II) (3) of the CSE Listing Rules (Enforcement Rules) – Emphasis of matter on going concern in the Independent Auditor’s Report on the Audited Financial Statements for the year ended 31st March 2018.
Anilana Hotels and Properties PLC	-	14 -Dec-2018	In terms of Rules 7.5(d) (I) (3) and 7.5 (d) (II) (3) of the CSE Listing Rules (Enforcement Rules) – Modified Audit Opinion and Emphasis of matter on going concern in the Independent Auditor’s Report on the Audited Financial Statements for the year ended 31st March 2018.

**LEE HEDGES PLC-WATCH LIST TRANSFERRED OUT**

Above company has been transferred out from the Watch List with effect from 17th December 2018 as company resolved the matters giving rise to Emphasis of matter on going concern in the Independent Auditor's Report on the Audited Financial Statements for the year ended 31st March 2018 In terms of Rule 7.5 (d)(II) (9) (b) of the CSE Listing Rules (Enforcement Rules).

**BLUE DIAMONDS JEWELLERY WORLDWIDE PLC-WATCH LIST TRANSFERRED OUT**

Above company has been transferred out from the Watch List with effect from 17th December 2018 due to submission of Interim Financial Statements as at 30.09.2018

**NARRATION CHANGE****HOTEL DEVELOPERS (LANKA) PLC**

Submission of Interim Financial Statements for the quarter ended 30-SEP-2018.

**DEALING SUSPENDED COMPANIES/ගනුදෙනු කිරීමේ අත්හිටුවා ඇති සමාගම්/கொடுக்கல்வாங்கல் நிறுத்தி வைக்கப்பட்டுள்ள கம்பனிகள்**

<b>COMPANY</b> සමාගම கம்பனி	<b>EFFECTIVE DATE</b> වලංගු දිනය செல்லுபடியாகும் திகதி	<b>REASON</b> නේතු ව காரணம்
Vanik Incorporation PLC	06-Oct-2008	Trading suspended pursuant to a request made by the company based on the Stay Order issued on 21 <sup>st</sup> November 2008 on the winding up order dated 3 <sup>rd</sup> October 2008 issued by the District Court of Colombo in Case No.84/CO.
Hotel Developers (Lanka) PLC	11-Nov-2011	Vested with the state in terms of Revival of Underperforming Enterprises or Underutilized Assets Act No.43 of 2011.
Pelwatte Sugar Industries PLC(Under Liquidation)	11-Nov-2011	Vested with the state in terms of Revived of Underperforming Enterprises or Underutilized Assets Act No.43 of 2011.
Touchwood Investments PLC (Under Liquidation)	05-Jun-2014	Dealing suspended due to Winding up order issued by the Colombo Commercial High Court.
Orient Garments PLC	06-Apr-2016	Dealing suspended pursuant to the appointment of a Provisional Liquidator.

**TRADING SUSPENDED COMPANIES/වෙළෙඳපොළ ගනුදෙනු කිරීම අත්හිටුවා ඇති සමාගම්/ வியாபாரம் நிறுத்தி வைக்கப்பட்டுள்ள கம்பனிகள்**

COMPANY සමාගම கம்பனி	EFFECTIVE DATE වලංගු දිනය செல்லுபடியாகும் திகதி	REASON හේතුව காரணம்
Miramar Beach Hotel PLC	26-Feb-2015	Trading in shares of MIRA has been suspended with effect from 26 <sup>th</sup> February 2015 as per the Directive issued by the SEC on 26 <sup>th</sup> January 2015.
	02-Apr- 2018	Trading suspended in terms Rule 7.4 (c) (vii) and Rule 7.5 (e) (7) of the CSE Listing Rules (Enforcement Rules).
Entrust Securities PLC	5-Jan-2016	Trading has been suspended pending clarification regarding the current status of the company
	02-Apr- 2018	Trading suspended in terms Rule 7.5 (e) (7) of the CSE Listing Rules (Enforcement Rules).
	12-Jul-2018	Trading suspended in terms of Rule 7.5 (d) (I) (9) of the CSE Listing Rules (Enforcement Rules) - Qualified Opinion in the Independent Auditor's Report on the Audited Financial Statements for the year ended 31st March 2016.
PC House PLC	02-Apr- 2018	Trading suspended in terms Rule 7.4 (c) (vii) and Rule 7.5 (e) (7) of the CSE Listing Rules (Enforcement Rules).
PC Pharma PLC	02-Apr- 2018	Trading suspended in terms Rule 7.4 (c) (vii) and Rule 7.5 (e) (7) of the CSE Listing Rules (Enforcement Rules).
Standard Capital PLC	02-Apr- 2018	Trading suspended in terms Rule 7.5 (e) (7) of the CSE Listing Rules (Enforcement Rules).
Swarnamahal Financial Services PLC	2-Jul-2018	Trading suspended in terms of CSE Listing Rule 7.10.7 (i) due to Non Compliance with Corporate Governance Rules 7.10.2 (a), 7.10.5 (a), 7.10.6 (a). (Enforcement Rules)
Mackwoods Energy PLC	25-Sep-2018	Trading suspended in terms of Rule 7.5 (d) (I) (9) of the CSE Listing Rules (Enforcement Rules) - Qualified Opinion in the Independent Auditor's Report on the Audited Financial Statements for the year ended 31st March 2017.
	10-Dec-2018	Trading suspended in terms of Rule 7.5 (e) (7) of the CSE Listing rules (Enforcement Rules) - Non-submission of the Annual Report for the year ended 31st March 2018.
Janashakhi PLC	4-Oct-2018	Trading suspended in terms Rule 7.5 (d) (I) (9) of the CSE Listing Rules (Enforcement Rules) - Qualified Opinion in the Independent Auditor's Report on the Audited Financial Statements for the year ended 31st March 2017..
	10-Dec-2018	Trading suspended in terms of Rule 7.5 (e) (7) of the CSE Listing rules (Enforcement Rules) - Non-submission of the Annual Report for the year ended 31st March 2018.
Central Investments & Finance PLC	23-Nov-2017	Trading has been suspended pursuant to the disclosure published by the Central Bank of Sri Lanka on 23 <sup>rd</sup> November 2017.
	02-Apr- 2018	Trading suspended in terms Rule 7.4 (c) (vii) and Rule 7.5 (e) (7) of the CSE Listing Rules. (Enforcement Rules)
Lanka Cement PLC	7-Sep-2018	Trading suspended in terms of Rule 7.5 (e) (7) of the CSE Listing Rules (Enforcement Rules) - Non- Submission of Annual Report for the year ended 31st December 2017
	26-Nov-2018	Trading suspended in terms of Rule 7.4 (c) (vii) of the CSE Listing Rules (Enforcement Rules) - Non-submission of Interim Financial Statements for the quarter ended 30th June 2018.

**TRADING SUSPENDED COMPANIES/වෙළෙඳපොළ ගනුදෙනු කිරීම අත්හිටුවා ඇති සමාගම්/ வியாபாரம் நிறுத்தி வைக்கப்பட்டுள்ள கம்பனிகள்**

COMPANY සමාගම கம்பனி	EFFECTIVE DATE වලංගු දිනය செல்லுபடியாகும் திகதி	REASON නේතු காரணம்
Huejay International Investments PLC	26-Nov-2018	Trading suspended in terms of Rule 7.4 (c) (vii) of the CSE Listing Rules (Enforcement Rules) - Non-submission of Interim Financial Statements for the quarter ended 30th June 2018.
	10-Dec-2018	Trading suspended in terms of Rule 7.5 (e) (7) of the CSE Listing rules (Enforcement Rules)- Non-submission of the Annual Report for the year ended 31st March 2018.
Adam Investments PLC	10-Dec-2018	Trading suspended in terms of Rule 7.5 (e) (7) of the CSE Listing rules (Enforcement Rules) - Non-submission of the Annual Report for the year ended 31st March 2018
Ceylon & Foreign Trades PLC	10-Dec-2018	Trading suspended in terms of Rule 7.5 (e) (7) of the CSE Listing rules (Enforcement Rules) - Non-submission of the Annual Report for the year ended 31st March 2018.
Lucky Lanka Milk Processing Company PLC	10-Dec-2018	Trading suspended in terms of Rule 7.5 (e) (7) of the CSE Listing rules (Enforcement Rules) - Non-submission of the Annual Report for the year ended 31st March 2018.
Adam Capital PLC	10-Dec-2018	Trading suspended in terms of Rule 7.5 (e) (7) of the CSE Listing rules (Enforcement Rules) - Non-submission of the Annual Report for the year ended 31st March 2018.
Radiant Gems International PLC	10-Dec-2018	Trading suspended in terms of Rule 7.5 (e) (7) of the CSE Listing rules (Enforcement Rules) - Non-submission of the Annual Report for the year ended 31st March 2018.

**LISTED COMPANIES - NOTICE OF ANNUAL GENERAL MEETINGS(AGM)/ලැයිස්තුගත සමාගම් - වාර්ෂික මහා සභා රැස්වීම් පිළිබඳ නිවේදනය/பட்டியல் படுத்தப்பட்ட கம்பனிகள் - ஆண்டுப் பொதுக்கூட்ட அறிவித்தல்க**

COMPANY සමාගම கம்பனி	DATE දිනය திகதி	VENUE ස්ථානය இடம்	TIME වෙලාව நேரம்
Anilana Hotels and Properties PLC	17-12-2018	"Orchid" Auditorium of the BMICH.	10.00 a.m.
Sinhaputhra Finance PLC	20-12-2018	Registered Office of the Company, No. 11, Hill Street, Kandy.	09.30 a.m.
East West Properties PLC	17-01-2019	"Grand Oriental Hotel, No. 1, York Street, Colombo 01.	03.00 p.m.
Blue Diamonds Jewellery Worldwide PLC	28-01-2019	Hotel Good wood Plaza (PVT) Ltd, Canada Friendship Road, Katunayake.	09.00 a.m.
DFCC Bank PLC*	28-03-2019	Cinnamon Lakside No. 115 Sir Chittampalam A Gardiner Mawatha Colombo 02.	10.00 a.m.
HNB Assurance PLC*	28-03-2019	Auditorium of Level 22 "HNB Towers" at No. 479 T B Jayah Mawatha Colombo 10.	10.00 a.m.
Commercial Bank of Ceylon PLC	28-03-2019	To be notified.	03.00 p.m.
Pan Asia Banking Corporation PLC	29-03-2019	To be notified.	09.30 a.m.
Sampath Bank PLC	29-03-2019	To be notified.	09.30 a.m.
Hatton National Bank PLC	29-03-2019	Auditorium on Level 22 "HNB Towers" at No. 479 T. B. Jayah Mawatha Colombo 10.	10.00 a.m.

\*Tentative

**LISTED COMPANIES – NOTICE OF EXTRAORDINARY GENERAL MEETINGS (EGM)/ලැයිස්තුගත සමාගම් - විශේෂ මහා සභා රැස්වීම් පිළිබඳ නිවේදනය/பட்டியல் படுத்தப்பட்ட கம்பனிகள் - விசேஷ பொதுக்கூட்ட அறிவித்தல்கள்** 1 ආ 1

COMPANY සමාගම කම්පනි	DATE දිනය திகதி	VENUE ස්ථානය இடம்	TIME වේලාව நேரம்
Bogawanthalawa Tea Estates PLC	31-12-2018	Registered Office of the Company, No.153, Nawala Road, Narahenpita, Colombo 05.	10.00 a.m.

**INTERIM FINANCIAL STATEMENTS FOR THE PERIOD ENDED 30-09-2018/2018-09-30** දිනෙන් අවසන් වූ කාලය සඳහා අතුරු මූල්‍ය ප්‍රකාශන 30-09-2018 இல் முடிவடையும் 3 மாத காலத்திற்கான இடைக்கால நிதிக்கூற்றுக்கள்

COMPANY/සමාගම/කම්පනි
Blue Diamonds Jewellery Worldwide PLC
Hotel Developers (Lanka) PLC

**INTERIM FINANCIAL STATEMENTS FOR THE PERIOD ENDED 31-03-2017 (AUDITED)/2017-03-31** දිනෙන් අවසන් වූ කාලය සඳහා අතුරු මූල්‍ය ප්‍රකාශන (විගණනය කළ) 31-03-2017 இல் முடிவடையும் 3 மாத காலத்திற்கான இடைக்கால நிதிக்கூற்றுக்கள் (கணக்காய்வுக்கு உட்பட்ட)

COMPANY/සමාගම/කම්පනි
Entrust Securities PLC

**CORPORATE DISCLOSURES/සාමාන්‍ය අනාවරණයන්/கூட்டாண்மையின் வெளிப்படுத்தல்கள்**

COMPANY/සමාගම/කම්පනි	SUBJECT/විෂය/விடயம்	DATE/දිනය/திகதி
AMW Capital Leasing and Finance PLC	Related Party Transaction	14-12-2018
Brac Lanka Finance PLC	Company Name Change	14-12-2018
AMW Capital Leasing and Finance PLC	Related Party Transaction	17-12-2018
Softlogic Life Insurance PLC	Disclosure by Softlogic Stockbrokers (Pvt) Limited Re: purchase of Softlogic Life Insurance PLC shares by their client	19-12-2018
Softlogic Life Insurance PLC	Corporate Disclosure	19-12-2018
Softlogic Life Insurance PLC	Press Release	19-12-2018
Commercial Bank of Ceylon PLC	Corporate Disclosure	20-12-2018

**DISCLOSURES OF DEALINGS BY DIRECTORS OF LISTED COMPANIES /** **ලැයිස්තුවක සමාගම්වල අධ්‍යක්ෂකවරුන්ගේ ගනුදෙනු**

**අනාවරණයන්/පட்டியුරුපடுத்தப்பட்ட කம்பනිකளීන් இயக்குநர்களின் பரிமாற்றங்கள் தொடர்பான வெளிப்படுத்தல்கள்**

COMPANY සමාගම කம்பනි	NAME OF DIRECTOR අධ්‍යක්ෂකගේ නම இயக்குநர் பெயர்	NATURE OF THE DIRECTORSHIP අධ්‍යක්ෂක තනතුරේ ස්වභාවය இயக்குநர் பதவியின் தன்மை	NATURE OF TRANSACTION ගනුදෙනුවේ ස්වභාවය பரிமாற்றத்தின் தன்மை	ANNOUNCEMENT RECEIVED DATE නිවේදනය ලැබුනදිනය அறிவித்தல் பெற்றுக் கொள்ளப்பட்ட திகதி
Dunamis Capital PLC	Mr. C. de Silva	Independent Director	Disposal	14-12-2018
Sampath Bank PLC	Prof. K. A. M. K. Ranasinghe	Deputy Chairman	Purchase	17-12-2018
C T Holdings PLC	Mr. V. R. Page	Deputy Chairman/Managing Director	Purchase	17-12-2018
Renuka Agri Foods PLC	Dr. S. R. Rajiyah	Executive Chairman	Acquisition	17-12-2018
	Mrs. I. R. Rajiyah	Executive Deputy Chairperson		
	Mr. S. V. Rajiyah	Managing Director		
	Mr. V. Sanmugam	Executive Directors		
	Ms. A. L. Rajiyah			
Odel PLC	Mr. A. K. Pathirage	Chairman	Purchase/Sale	18-12-2018
Access Engineering PLC	Prof. M. Ranasinghe	Independent Non-Executive Director	Purchase	21-12-2018
Resus Energy PLC	Prof. K. M. M. K. Ranasinghe	Independent Non-Executive Director	Purchase	21-12-2018
Access Engineering PLC	Prof. M. Ranasinghe	Independent Non-Executive Director	Purchase	21-12-2018
Resus Energy PLC	Prof. K. M. M. K. Ranasinghe	Independent Non-Executive Director	Purchase	21-12-2018

**CHANGE OF DIRECTORATES /** **අධ්‍යක්ෂක මණ්ඩල වෙනස්වීම්/இயக்குநர் சபை மாற்றங்கள்**

**APPOINTMENTS/** **පත් කිරීම්/நியமனங்கள்**

NAME OF DIRECTOR අධ්‍යක්ෂකගේ නම இயக்குநர் பெயர்	DESIGNATION තනතුර பதவி	COMPANY සමාගම කம்பනි	EFFECTIVE DATE වලංගු දිනය செல்லுபடியாகும் திகதி
Ms. A. Mustafiz	Finance Director	Ceylon Tobacco Company PLC	14-12-2018
Ms. R. S. Cader	Non-Executive Director	Nations Trust Bank PLC	15-12-2018
Mr. C. H. A. W. Wickramasuriya	Independent Non-Executive Director		16-12-2018
Mr. J. Selvaratnam	Non-Executive Non-Independent Director	Siyapatha Finance PLC	18-12-2018
Mr. N. K. G. K. Nemawatta	Independent Non-Executive Director	DFCC Bank PLC	20-12-2018



**RESIGNATIONS / ஒல்டு டீலீ/இராலினாமாக்கள்**

<b>NAME OF DIRECTOR</b> டிடாண்டைகலை நல இயக்குநர் ஡ெயர்	<b>DESIGNATION</b> நனகுர் புதவி	<b>COMPANY</b> ஑ுலுலு கம்பனி	<b>EFFECTIVE DATE</b> லுலு டீலு செல்லுபடியாகுலு திகதி
Mr. T. V. T. Chari	Non-Independent Non-Executive Director	Dialog Axiata PLC	13-12-2018
Ms. E. Ridley	Director	Ceylon Tobacco Company PLC	14-12-2018
Mr. J. W. H. Richters	Independent Non-Executive Director	Softlogic Life Insurance PLC	19-12-2018
Mr. N. A. Umagiliya	Chairman	Bank of Ceylon	20-12-2018
Mr. P. L. P. Withana	Non-Executive Directors		
Ms. A. V. K. M. Herath			
Mr. H. I. Balapatabendi			
Mr. G. H. Wijayawardhana			

**RETIREMENTS / லீலுலு ஑ுதீலு/லுபலு ஡ெறல்கள**

<b>NAME OF DIRECTOR</b> டிடாண்டைகலை நல இயக்குநர் ஡ெயர்	<b>DESIGNATION</b> நனகுர் புதவி	<b>COMPANY</b> ஑ுலுலு கம்பனி	<b>EFFECTIVE DATE</b> லுலு டீலு செல்லுபடியாகுலு திகதி
Ms. S. Panditaratne	Director	Nations Trust Bank PLC	16-12-2018

Price changes during the week 17-12-2018 to 21-12-2018

සතිය තුළ මිල වෙනස්වීම්

වාර්තා කළ හැකි වශයෙන් අයදුම්

Company Name	Prv. Week's Close Price (Rs.)	Cur. Week's Close Price (Rs.)	Highest Price (Rs.)	Lowest Price (Rs.)	Change in Price During the week (Rs.)	Trade Volume (No.)	Share Volume (No.)	Turnover (Rs.)	52 Week Highest Price (Rs.)	52 Week Lowest Price (Rs.)
සමාගමේ නම	පෙර සතියේ සමාජන මිල	මේ සතියේ සමාජන මිල	ඉහළම මිල	පහළම මිල	සතිය තුළදී මිල වෙනස් වීම	ගනුදෙනු ප්‍රමාණය	කොටස් ප්‍රමාණය	පිරිවැටුම	සති 52 තුළ ඉහළම මිල	සති 52 තුළ අවම මිල
කම්පනි பெயர்	முன்னைய வார இறுதி நிறைவு விலை	இவ்வார இறுதி நிறைவு விலை	உயர்ந்த விலை	குறைந்த விலை	வாரத்தின் விலை அசைவு	வியாபார அளவுகள்	பங்குகளின் அளவு	புரள்வு	52வார உயர் விலை	52வார குறைந்த விலை

**BANKS FINANCE AND INSURANCE**

**MAIN BOARD**

A I A INSURANCE	1,826.50	1,703.80	1,844.00	1,655.10	(122.70)	381	6,158	10,927,601.60	1,990.00	317.00
ALLIANCE	57.00	58.80	59.60	56.80	1.80	31	7,339	420,230.20	74.00	56.50
ASIA ASSET	0.90	0.90	1.00	0.80	0.00	114	352,326	316,291.70	1.50	0.80
CDB	84.00	82.60	83.00	82.60	(1.40)	2	900	74,620.00	94.00	62.30
CDB[NON-VOTING]	72.90	70.20	70.20	70.20	(2.70)	1	154	10,810.80	82.50	55.00
CENTRAL FINANCE	90.00	89.70	92.00	89.70	(0.30)	43	11,924	1,078,536.30	110.00	87.00
CEYLINCO INS.	1,996.00	1,990.00	1,996.00	1,605.00	(6.00)	8	549	1,093,325.00	2,100.00	1,380.00
CEYLINCO INS.[NON-VOTING]	953.20	950.00	960.00	930.00	(3.20)	13	650	614,820.00	1,078.80	825.00
COMMERCIAL BANK	116.00	115.50	117.20	115.00	(0.50)	157	1,014,659	116,775,765.40	142.50	107.50
COMMERCIAL BANK[NON-VOTING]	96.00	95.10	97.10	94.50	(0.90)	43	121,620	11,537,388.80	110.00	88.00
DFCC BANK PLC	92.00	90.00	94.70	90.00	(2.00)	58	25,560	2,303,146.80	124.70	87.00
FIRST CAPITAL	31.30	30.00	31.30	30.00	(1.30)	121	181,990	5,556,218.70	37.40	24.50
HDFC	27.00	26.00	28.60	26.00	(1.00)	5	1,301	35,028.60	36.50	23.00
HNB	215.00	211.00	215.00	209.50	(4.00)	115	385,690	81,011,850.90	257.50	200.00
HNB[NON-VOTING]	167.50	166.00	168.50	165.50	(1.50)	39	5,044	842,723.80	203.00	150.00
HNB ASSURANCE	125.50	126.00	128.00	125.00	0.50	151	103,548	13,016,425.80	129.00	71.50
JANASHAKTHI INS.	29.80	29.20	29.80	28.60	(0.60)	322	797,329	23,161,304.40	33.50	15.70
L O L C HOLDINGS	88.60	87.00	90.00	87.00	(1.60)	32	35,672	3,156,442.70	138.00	82.40
LANKA VENTURES	42.00	42.00	42.10	42.10	0.00	3	60	2,526.00	55.50	38.20
LB FINANCE	121.50	122.10	122.10	121.60	0.60	17	40,263	4,911,975.60	132.00	110.00
NAT. DEV. BANK	106.90	105.20	107.90	105.00	(1.70)	155	2,753,098	289,102,807.50	141.40	98.00
NATION LANKA	0.60	0.60	0.70	0.60	0.00	21	12,551	8,453.00	1.40	0.60
NATIONS TRUST	90.00	88.10	91.00	88.00	(1.90)	34	33,481	3,012,952.20	93.00	77.00
PAN ASIA	14.50	14.90	15.00	14.40	0.40	69	62,625	920,400.50	17.60	13.00
PEOPLE'S INS	19.80	19.00	19.60	18.90	(0.80)	85	59,519	1,131,780.20	24.00	18.70
PEOPLES LEASING	16.20	16.30	16.50	15.90	0.10	67	100,812	1,626,518.80	17.30	13.90
S M B LEASING	0.50	0.50	0.60	0.40	0.00	89	7,811,403	3,906,752.90	0.80	0.40
S M B LEASING[NON-VOTING]	0.20	0.30	0.30	0.20	0.10	10	25,736	7,410.80	0.30	0.20
SAMPATH	237.00	235.30	242.00	235.00	(1.70)	426	4,655,917	1,125,094,430.80	335.50	218.00
SANASA DEV. BANK	74.10	74.90	74.90	70.00	0.80	49	2,031	147,297.00	112.90	70.00
SEYLAN BANK	82.50	78.10	85.00	78.10	(4.40)	72	110,073	8,815,944.50	94.80	64.10
SEYLAN BANK[NON-VOTING]	47.00	45.10	48.00	42.00	(1.90)	109	240,718	10,842,299.30	59.00	37.00
SINGER FINANCE	13.50	13.90	14.10	13.60	0.40	39	13,414	187,144.20	17.00	12.50
UNION BANK	11.10	11.50	11.70	11.00	0.40	168	4,215,618	46,427,809.90	15.80	10.70
VALLIBEL FINANCE	70.50	68.70	71.80	68.50	(1.80)	46	41,881	2,901,312.80	75.90	60.00

**DIRI SAVI BOARD**

AMANA BANK	3.10	3.10	3.10	3.00	0.00	9	3,434	10,404.70	3.70	3.00
AMANA LIFE	11.80	9.10	10.70	9.10	(2.70)	2	13,210	120,227.00	13.50	1.00
AMANA TAKAFUL	6.50	6.60	6.70	6.50	0.10	7	5,803	38,180.90	9.40	0.60
ARPICO INSURANCE	19.00	18.30	19.00	18.30	(0.70)	36	18,506	343,790.20	20.00	15.50
BIMPUTH FINANCE	31.00	32.30	34.40	30.20	1.30	33	12,542	397,250.00	49.70	26.50
COM.CREDIT	29.00	29.90	29.90	27.50	0.90	3	1,099	30,462.70	45.10	0.00
DIALOG FINANCE	41.30	43.00	47.50	42.10	1.70	40	1,484	64,948.40	78.70	22.00
MULTI FINANCE	13.90	13.90	14.60	12.20	0.00	20	354	4,542.70	16.90	9.20
ORIENT FINANCE	15.20	15.00	15.50	14.50	(0.20)	114	88,390	1,310,427.10	21.70	10.50
PRIME FINANCE	18.20	18.10	18.30	18.10	(0.10)	10	2,654	48,251.00	24.30	14.40
SOFTLOGIC CAP	6.20	6.20	6.20	6.10	0.00	56	475,890	2,904,605.80	6.40	4.30
SOFTLOGIC FIN	24.50	26.40	28.00	26.30	1.90	5	2,909	76,708.10	40.00	22.90
Softlogic Life	37.90	36.60	39.00	30.70	(1.30)	194	71,328,242	2,193,889,261.80	42.00	20.50
UNION ASSURANCE	350.60	342.80	350.60	336.00	(7.80)	55	1,906	656,127.40	364.00	134.00

**WATCH LIST**

ABANS FINANCIAL	18.00	17.60	17.90	17.60	(0.40)	3	198	3,514.20	25.50	16.20
ARPICO	160.00	150.00	150.00	150.00	(10.00)	1	291	43,650.00	178.40	140.00

Price changes during the week 17-12-2018 to 21-12-2018

සතිය තුළ මිල වෙනස්වීම්

වාර්තා කළ හැකි විවිධ අයිතමයන්

Company Name	Prv. Week's Close Price (Rs.)	Cur. Week's Close Price (Rs.)	Highest Price (Rs.)	Lowest Price (Rs.)	Change in Price During the week (Rs.)	Trade Volume (No.)	Share Volume (No.)	Turnover (Rs.)	52 Week Highest Price (Rs.)	52 Week Lowest Price (Rs.)
සමාගමේ නම	පෙර සතිසේ සමාජන මිල	මේ සතිසේ සමාජන මිල	ඉහළම මිල	පහළම මිල	සතිය තුළදී මිල වෙනස් වීම	ගනුදෙනු ප්‍රමාණය	කොටස් ප්‍රමාණය	පිරිවැටුම	සති 52 තුළ ඉහළම මිල	සති 52 තුළ අවම මිල
කම්පනි பெயர்	முன்னைய வார இறுதி நிறைவு விலை	இவ்வார இறுதி நிறைவு விலை	உயர்ந்த விலை	குறைந்த விலை	வாரத்தின் விலை அசைவு	வியாபார அளவுகள்	பங்குகளின் அளவு	புரள்வு	52வார உயர் விலை	52வார குறைந்த விலை

**BANKS FINANCE AND INSURANCE**

**WATCH LIST**

ASIA CAPITAL	6.50	6.70	6.80	6.60	0.20	9	9,127	60,798.10	10.40	5.90
COMM LEASE & FIN	2.60	2.60	2.70	2.50	0.00	9	1,084	2,763.00	3.10	1.90
LOLC DEV FINANCE	40.70	39.40	40.00	38.00	(1.30)	3	140	5,520.00	84.00	21.10
LOLC FINANCE	3.60	3.70	3.70	3.50	0.10	81	262,830	922,954.50	4.20	3.00
MERCHANT BANK	8.50	8.50	8.70	8.30	0.00	59	39,900	333,006.40	14.70	7.40
PEOPLE'S MERCH	10.80	10.80	12.00	11.00	0.00	2	11	131.00	14.00	8.20
SINHAPUTHRA FIN	8.30	8.50	9.00	8.20	0.20	57	62,966	558,841.60	12.80	7.50
THE FINANCE CO.	2.00	2.10	2.40	2.00	0.10	46	50,471	112,424.30	5.70	2.00
THE FINANCE CO.[NON-VOTING]	1.20	1.20	1.20	1.10	0.00	7	13,850	15,805.00	2.60	0.90
TRADE FINANCE	58.00	58.00	60.90	58.00	0.00	5	5,042	292,543.80	75.00	42.00

**BEVERAGE FOOD AND TOBACCO**

**MAIN BOARD**

BAIRAHA FARMS	124.00	124.10	125.80	121.00	0.10	31	2,295	280,739.60	152.00	115.00
CARGILLS	200.00	200.00	201.00	195.00	0.00	8	2,012	401,719.00	210.00	180.00
CEYLON TOBACCO	1,435.00	1,424.00	1,500.00	1,424.00	(11.00)	26	180,060	256,150,394.00	1,500.00	0.00
CONVENIENCE FOOD	450.00	450.00	449.90	449.00	0.00	3	14	6,296.80	570.00	325.00
LION BREWERY	555.00	555.00	555.10	555.00	0.00	6	7,151	3,968,807.20	679.00	0.00
LMF	140.00	130.00	135.00	129.90	(10.00)	15	4,416	577,654.00	195.00	129.90
NESTLE	1,700.10	1,690.40	1,750.00	1,680.00	(9.70)	22	223	380,756.60	1,899.00	1,600.00
RENUKA AGRI	2.00	2.00	2.10	1.90	0.00	72	836,175	1,667,769.80	2.60	1.80
RENUKA FOODS	13.60	13.20	14.00	13.10	(0.40)	7	1,855	24,951.50	20.00	10.50
RENUKA FOODS[NON-VOTING]	10.80	10.50	11.00	10.50	(0.30)	10	1,096	11,981.50	17.00	8.00
TEA SMALLHOLDER	23.00	26.00	26.10	26.00	3.00	12	868	22,571.10	40.00	21.00
THREE ACRE FARMS	102.00	102.00	104.80	100.80	0.00	26	5,372	544,472.50	120.00	0.00

**DIRI SAVI BOARD**

DILMAH CEYLON	620.00	619.80	620.00	619.50	(0.20)	8	173	107,232.40	630.00	530.00
KEELLS FOOD	135.00	134.00	138.00	134.00	(1.00)	6	2,994	401,233.30	149.00	121.00
RAIGAM SALTERNS	1.90	2.00	2.10	1.90	0.10	62	310,979	620,199.40	2.50	1.80

**WATCH LIST**

DISTILLERIES	16.40	16.20	16.50	15.80	(0.20)	56	1,647,754	26,200,779.20	35.00	15.80
HVA FOODS	4.40	4.20	4.50	4.10	(0.20)	44	129,953	554,269.30	7.50	4.10
KOTMALE HOLDINGS	165.00	170.00	170.00	165.00	5.00	5	761	126,116.00	225.00	150.00

**CONSTRUCTION AND ENGINEERING**

**MAIN BOARD**

ACCESS ENG SL	15.10	14.30	15.10	14.00	(0.80)	675	1,031,200	14,825,621.70	24.00	13.50
DOCKYARD	55.00	55.50	57.00	54.10	0.50	31	16,824	954,518.50	93.50	50.50
LANKEM DEV.	4.10	4.00	4.30	4.00	(0.10)	85	368,369	1,504,968.60	8.80	4.00

**WATCH LIST**

MTD WALKERS	11.00	11.10	11.80	11.10	0.10	280	259,104	2,959,573.20	25.50	6.90
-------------	-------	-------	-------	-------	------	-----	---------	--------------	-------	------

**CHEMICALS AND PHARMACEUTICALS**

**MAIN BOARD**

CHEMANEX	50.00	50.00	52.20	50.00	0.00	10	2,814	140,730.80	70.00	40.00
CIC	40.10	41.30	41.30	40.00	1.20	13	1,600	64,430.30	66.70	38.00
CIC[NON-VOTING]	30.10	31.20	31.20	30.10	1.10	14	12,976	394,793.00	52.00	28.00
HAYCARB	134.90	130.00	134.90	120.50	(4.90)	21	11,275	1,443,906.90	148.90	119.10
MULLERS	0.60	0.70	0.70	0.60	0.10	28	853,780	513,124.10	1.20	0.50

**DIRI SAVI BOARD**

LANKEM CEYLON	25.10	25.90	29.80	24.50	0.80	12	2,306	58,366.10	50.50	24.00
---------------	-------	-------	-------	-------	------	----	-------	-----------	-------	-------

**WATCH LIST**

INDUSTRIAL ASPH.	375.00	375.00	308.00	305.00	0.00	4	30	9,162.00	410.00	273.90
------------------	--------	--------	--------	--------	------	---	----	----------	--------	--------

Price changes during the week 17-12-2018 to 21-12-2018

සඟිය තුළ මිල වෙනස්වීම්

වාර්තා කළ හැකි වශයෙන් අයදුම්

Company Name	Prv. Week's Close Price (Rs.)	Cur. Week's Close Price (Rs.)	Highest Price (Rs.)	Lowest Price (Rs.)	Change in Price During the week (Rs.)	Trade Volume (No.)	Share Volume (No.)	Turnover (Rs.)	52 Week Highest Price (Rs.)	52 Week Lowest Price (Rs.)
සමාගමේ නම	පෙර සතියේ සමාජන මිල	මේ සතියේ සමාජන මිල	ඉහළම මිල	පහළම මිල	සඟිය තුළදී මිල වෙනස් වීම	ගනුදෙනු ප්‍රමාණය	කොටස් ප්‍රමාණය	පිරිවැටුම	සති 52 තුළ ඉහළම මිල	සති 52 තුළ අවම මිල
කම්පනි பெயர்	முன்னைய வார இறுதி நிறைவு விலை	இவ்வார இறுதி நிறைவு விலை	உயர்ந்த விலை	குறைந்த விலை	வாரத்தின் விலை அசைவு	வியாபார அளவுகள்	பங்குகளின் அளவு	புரள்வு	52வார உயர் விலை	52வார குறைந்த விலை

**CHEMICALS AND PHARMACEUTICALS**

**WATCH LIST**

MORISONS[NON-VOTING]	532.90	532.90	533.00	465.00	0.00	2	9	4,525.00	664.00	360.70
----------------------	--------	--------	--------	--------	------	---	---	----------	--------	--------

**DIVERSIFIED HOLDINGS**

**MAIN BOARD**

AITKEN SPENCE	46.80	46.20	46.80	45.90	(0.60)	37	20,824	962,067.50	56.50	42.50
C T HOLDINGS	165.00	170.50	179.90	166.00	5.50	14	14,815	2,517,379.50	195.00	145.00
CARSONS	165.00	170.00	178.00	170.00	5.00	11	2,463	418,806.00	240.00	156.00
DUNAMIS CAPITAL	42.00	37.60	42.90	37.50	(4.40)	37	6,572	262,843.30	45.00	17.00
EXPOLANKA	4.20	4.10	4.20	4.00	(0.10)	97	1,610,313	6,596,572.40	5.80	3.80
FORT LAND	15.30	14.90	15.30	14.50	(0.40)	18	8,850	133,461.40	22.80	14.10
HAYLEYS	185.20	185.20	193.00	184.10	0.00	31	6,248	1,158,688.30	249.00	175.00
HEMAS HOLDINGS	88.00	89.00	90.00	86.10	1.00	21	4,138	365,547.10	128.00	83.50
JKH	160.50	157.00	161.00	157.00	(3.50)	331	24,208,421	3,872,172,899.80	167.00	126.00
MELSTACORP	52.00	50.20	52.50	50.20	(1.80)	18	14,593	755,912.50	71.50	0.00
RICHARD PIERIS	10.30	10.30	10.50	10.20	0.00	107	4,361,789	45,301,050.50	13.80	9.90
SOFTLOGIC	20.10	20.60	21.00	20.00	0.50	108	104,267	2,131,373.60	26.20	11.90
SUNSHINE HOLDING	53.80	53.80	52.00	50.00	0.00	7	141	7,223.20	60.00	45.10

**DIRI SAVI BOARD**

BROWNS CAPITAL	3.50	3.50	3.60	3.40	0.00	172	150,983	524,344.20	4.80	2.90
BROWNS INVSTMENTS	1.90	1.90	1.90	1.80	0.00	87	228,194	415,496.60	3.40	1.80
VALLIBEL ONE	16.60	16.50	17.20	16.50	(0.10)	59	303,014	5,022,812.60	25.00	15.90

**WATCH LIST**

AMBEON CAPITAL	4.20	4.20	4.40	4.00	0.00	32	22,916	93,230.40	6.20	4.00
----------------	------	------	------	------	------	----	--------	-----------	------	------

**FOOTWEAR AND TEXTILES**

**MAIN BOARD**

HAYLEYS FABRIC	9.30	9.30	9.40	9.10	0.00	100	185,438	1,713,161.00	14.90	8.40
----------------	------	------	------	------	------	-----	---------	--------------	-------	------

**WATCH LIST**

ODEL PLC	29.20	27.30	30.00	27.30	(1.90)	23	3,261	92,446.00	32.50	20.90
----------	-------	-------	-------	-------	--------	----	-------	-----------	-------	-------

**HOTELS AND TRAVELS**

**MAIN BOARD**

A.SPEN.HOT.HOLD.	27.50	27.40	27.50	27.40	(0.10)	9	8,569	234,792.60	35.00	24.00
AHOT PROPERTIES	40.00	39.00	39.10	39.00	(1.00)	4	1,616	63,034.00	57.00	34.80
AMAYA LEISURE	42.70	37.70	39.90	36.90	(5.00)	8	487	18,831.90	58.00	36.20
CITRUS LEISURE	4.90	4.90	5.20	4.90	0.00	15	8,161	40,611.60	9.10	4.80
HOTEL SIGIRIYA	52.70	54.00	54.00	53.00	1.30	37	368	19,752.00	76.50	45.00
HOTELS CORP.	11.10	11.00	12.00	11.00	(0.10)	6	931	10,472.00	17.30	11.00
HUNAS FALLS	75.10	76.00	83.00	76.00	0.90	2	200	15,900.00	104.00	50.00
KANDY HOTELS	5.00	5.00	5.00	5.00	0.00	7	2,620	13,100.00	6.50	4.70
KEELLS HOTELS	7.80	7.80	8.00	7.80	0.00	61	151,652	1,201,510.10	10.10	7.40
KINGSBURY	15.00	14.50	15.00	14.50	(0.50)	6	504,658	7,567,566.00	19.60	12.90
RENUKA CITY HOT.	236.20	265.00	265.00	250.00	28.80	5	186	48,105.00	356.00	210.00
TANGERINE	37.00	37.00	37.20	37.20	0.00	2	14	520.80	52.00	34.20

**DIRI SAVI BOARD**

BANSEI RESORTS	6.00	6.20	6.30	6.00	0.20	8	49,776	308,521.70	7.50	4.10
BERUWALA RESORTS	0.70	0.70	0.70	0.60	0.00	3	601	410.70	0.90	0.50
CITRUS HIKKADUWA	3.80	3.90	4.00	3.70	0.10	39	51,105	194,593.40	12.00	3.70
CITRUS WASKADUWA	2.70	2.50	2.80	2.30	(0.20)	29	23,871	64,125.10	3.90	2.30
EDEN HOTEL LANKA	12.70	13.00	13.50	12.00	0.30	14	1,568	19,567.70	18.60	10.00
FORTRESS RESORTS	9.30	9.10	9.50	9.00	(0.20)	25	9,372	84,962.00	12.30	8.60
GALADARI	6.80	6.60	6.90	6.50	(0.20)	52	80,512	525,922.80	9.70	6.40
LIGHTHOUSE HOTEL	29.00	28.60	28.60	28.60	(0.40)	4	200	5,720.00	45.00	27.10
MAHAWELI REACH	13.60	12.80	13.20	12.60	(0.80)	13	1,178	15,114.80	19.80	12.60

Price changes during the week 17-12-2018 to 21-12-2018

සතිය තුළ මිල වෙනස්වීම්

வாரத்துக்கான விலை அசைவுகள்

Company Name	Prv. Week's Close Price (Rs.)	Cur. Week's Close Price (Rs.)	Highest Price (Rs.)	Lowest Price (Rs.)	Change in Price During the week (Rs.)	Trade Volume (No.)	Share Volume (No.)	Turnover (Rs.)	52 Week Highest Price (Rs.)	52 Week Lowest Price (Rs.)
සමාගමේ නම	පෙර සතියේ සමාජන මිල	මේ සතියේ සමාජන මිල	ඉහළම මිල	පහළම මිල	සතිය තුළදී මිල වෙනස් වීම	ගනුදෙනු ප්‍රමාණය	කොටස් ප්‍රමාණය	පිරිවැටුම	සති 52 තුළ ඉහළම මිල	සති 52 තුළ අවම මිල
கம்பனி பெயர்	முன்னைய வார இறுதி நிறைவு விலை	இவ்வார இறுதி நிறைவு விலை	உயர்ந்த விலை	குறைந்த விலை	வாரத்தின் விலை அசைவு	வியாபார அளவுகள்	பங்குகளின் அளவு	புரள்வு	52வார உயர் விலை	52வார குறைந்த விலை

**HOTELS AND TRAVELS**

**DIRI SAVI BOARD**

MARAWILA RESORTS	1.70	1.70	1.80	1.70	0.00	29	19,674	33,508.40	2.70	1.70
NUWARA ELIYA	950.00	950.00	960.00	960.00	0.00	2	30	28,800.00	1,350.00	891.00
PEGASUS HOTELS	21.60	23.00	23.00	21.10	1.40	8	510	11,184.90	33.00	20.00
RAMBODA FALLS	17.50	17.50	20.30	20.30	0.00	1	2	40.60	22.20	15.90
RENUKA HOTELS	51.00	51.00	51.00	50.50	0.00	3	2,517	128,366.50	125.00	35.00
ROYAL PALMS	15.30	15.00	15.90	15.00	(0.30)	7	2,747	41,247.80	21.90	15.00
SERENDIB HOTELS	17.00	17.00	18.10	18.10	0.00	1	10	181.00	22.70	14.00
TAL LANKA	13.30	13.20	13.80	13.00	(0.10)	18	7,519	99,227.70	19.60	11.30

**WATCH LIST**

ANILANA HOTELS	1.30	1.20	1.30	1.20	(0.10)	20	12,269	15,034.20	1.60	0.90
BROWNS BEACH	12.60	12.60	13.30	12.50	0.00	16	850	10,707.70	17.40	12.00

**HEALTH CARE**

**MAIN BOARD**

ASIRI	22.90	22.10	22.90	22.00	(0.80)	47	98,153	2,162,039.80	27.60	21.50
ASIRI SURG	9.50	9.50	9.80	9.40	0.00	17	13,915	132,238.00	11.60	9.20
DURDANS	74.90	75.00	75.00	72.00	0.10	3	1,009	75,645.00	87.00	70.10
NAWALOKA	4.50	4.40	4.70	4.40	(0.10)	18	82,214	364,689.90	4.80	4.10

**WATCH LIST**

LANKA HOSPITALS	41.60	39.40	41.60	39.10	(2.20)	14	2,591	103,588.10	64.00	39.00
SINGHE HOSPITALS	1.30	1.40	1.40	1.30	0.10	2	2,000	2,650.00	1.90	1.10

**INVESTMENT TRUSTS**

**MAIN BOARD**

CEYLON GUARDIAN	68.00	66.20	68.90	66.00	(1.80)	16	5,343	352,799.00	99.80	65.00
CEYLON INV.	37.10	37.20	38.40	36.70	0.10	12	1,193	44,239.30	49.00	33.00
LANKA REALTY	20.00	21.40	21.50	20.00	1.40	11	2,925	62,106.30	40.00	18.00
RENUKA HOLDINGS	16.00	16.50	17.00	16.00	0.50	53	23,443	384,571.20	24.90	14.00
RENUKA HOLDINGS[NON-VOTING]	12.30	12.30	13.30	12.30	0.00	4	27,610	353,309.00	19.00	10.50

**DIRI SAVI BOARD**

AMBEON HOLDINGS	11.20	11.10	11.10	10.80	(0.10)	27	27,582	298,907.50	12.90	8.60
CFI	51.00	51.00	51.00	51.00	0.00	1	72	3,672.00	69.00	40.00
CIT	58.10	58.10	58.30	58.30	0.00	1	1	58.30	89.90	56.00
GUARDIAN CAPITAL	22.50	22.30	22.40	20.70	(0.20)	8	2,150	44,749.00	35.00	19.50

**INFORMATION TECHNOLOGY**

**DIRI SAVI BOARD**

E - CHANNELLING	4.70	4.30	4.60	4.30	(0.40)	13	10,416	44,912.60	7.00	4.00
-----------------	------	------	------	------	--------	----	--------	-----------	------	------

**LAND AND PROPERTY**

**MAIN BOARD**

CARGO BOAT	69.00	70.00	70.00	69.00	1.00	10	13,025	903,725.00	90.90	63.50
COLOMBO LAND	15.00	14.80	15.30	14.80	(0.20)	19	9,634	144,217.00	23.00	14.20
KELSEY	30.40	30.40	32.90	32.90	0.00	1	1	32.90	47.90	24.00
ON'ALLY	92.80	103.00	103.10	100.00	10.20	25	55,495	5,564,965.00	118.80	0.00
OVERSEAS REALTY	16.50	16.00	16.60	15.80	(0.50)	25	7,081	114,620.10	18.80	15.30
R I L PROPERTY	6.90	6.70	6.90	6.70	(0.20)	19	41,347	283,335.30	7.90	6.60
SEYLAN DEVTS	10.50	11.00	11.40	10.30	0.50	31	35,486	388,589.50	14.90	10.00
YORK ARCADE	86.00	85.00	85.00	85.00	(1.00)	2	549	46,665.00	143.90	13.00

**DIRI SAVI BOARD**

C T LAND	28.30	28.10	28.70	28.00	(0.20)	12	1,649	46,757.00	63.90	26.20
EQUITY TWO PLC	48.00	50.10	55.20	50.10	2.10	24	928	50,185.60	77.80	42.00
MILLENNIUM HOUSE	8.50	8.50	8.60	8.40	0.00	16	26,068	219,071.10	13.00	7.20
SERENDIB ENG.GRP	6.50	6.10	6.50	6.00	(0.40)	18	13,527	82,149.20	10.00	5.10

Price changes during the week 17-12-2018 to 21-12-2018

සතිය තුළ මිල වෙනස්වීම්

වාර්තා කළ හැකි වශයෙන් වටිනාකම

Company Name	Prv. Week's Close Price (Rs.)	Cur. Week's Close Price (Rs.)	Highest Price (Rs.)	Lowest Price (Rs.)	Change in Price During the week (Rs.)	Trade Volume (No.)	Share Volume (No.)	Turnover (Rs.)	52 Week Highest Price (Rs.)	52 Week Lowest Price (Rs.)
සමාගමේ නම	පෙර සතිසේ සමාජන මිල	මේ සතිසේ සමාජන මිල	ඉහළම මිල	පහළම මිල	සතිය තුළදී මිල වෙනස් වීම	ගනුදෙනු ප්‍රමාණය	කොටස් ප්‍රමාණය	පිරිවැටුම	සති 52 තුළ ඉහළම මිල	සති 52 තුළ අවම මිල
කම්පනි பெயர்	முன்னைய வார இறுதி நிறைவு விலை	இவ்வார இறுதி நிறைவு விலை	உயர்ந்த விலை	குறைந்த விலை	வாரத்தின் விலை அசைவு	வியாபார அளவுகள்	பங்குகளின் அளவு	புரள்வு	52வார உயர் விலை	52வார குறைந்த விலை

LAND AND PROPERTY

WATCH LIST

CITY HOUSING	4.70	4.50	4.90	4.50	(0.20)	17	7,647	35,920.60	7.00	4.00
EAST WEST	13.10	13.70	13.90	13.00	0.60	81	123,697	1,629,038.50	24.90	9.50
PDL	115.00	115.00	115.00	112.00	0.00	3	1,360	155,020.00	132.00	76.10

MANUFACTURING

MAIN BOARD

ABANS	60.50	58.30	60.00	58.30	(2.20)	7	808	48,310.00	95.00	55.00
ACL	36.40	36.90	37.00	36.50	0.50	6	1,125	41,562.50	44.70	36.00
ACL PLASTICS	75.00	75.00	76.20	73.00	0.00	17	3,352	247,289.00	133.70	67.00
ACME	4.60	4.40	4.70	4.20	(0.20)	22	68,834	303,469.00	7.20	4.00
ALUFAB	16.90	17.40	17.50	16.20	0.50	72	31,191	516,463.50	24.50	15.00
BLUE DIAMONDS	0.50	0.60	0.60	0.50	0.10	12	36,977	21,211.20	1.20	0.50
BLUE DIAMONDS[NON-VOTING]	0.20	0.30	0.30	0.20	0.10	23	165,428	39,227.40	0.60	0.20
CENTRAL IND.	28.10	28.20	29.00	28.20	0.10	13	10,403	295,626.80	42.90	26.00
CHEVRON	73.10	72.00	75.00	70.00	(1.10)	376	316,076	22,675,469.30	122.00	64.80
DANKOTUWA PORCEL	6.20	6.30	6.50	6.10	0.10	23	13,802	85,908.30	8.40	5.90
DIPPED PRODUCTS	85.00	85.00	85.00	85.00	0.00	12	4,228	359,380.00	100.00	66.20
GRAIN ELEVATORS	58.90	58.50	58.90	57.00	(0.40)	60	54,532	3,149,711.00	76.00	54.50
HAYLEYS FIBRE	75.00	74.60	78.00	73.60	(0.40)	55	8,361	627,950.60	82.00	60.00
KELANI TYRES	36.80	35.20	37.70	35.10	(1.60)	22	3,590	126,939.70	49.50	33.00
LANKA TILES	75.00	75.00	75.30	75.00	0.00	3	199	14,932.50	115.00	74.50
LANKA WALLTILE	72.00	70.60	74.00	70.20	(1.40)	18	1,291	93,921.40	109.90	70.20
PIRAMAL GLASS	3.80	3.80	3.80	3.70	0.00	59	431,505	1,636,508.30	6.20	3.70
REGNIS	72.00	70.00	70.00	70.00	(2.00)	6	957	66,990.00	123.00	65.10
ROYAL CERAMIC	75.00	74.70	75.00	74.50	(0.30)	46	16,989	1,269,786.20	122.00	72.30
SAMSON INTERNAT.	100.00	100.00	94.50	94.00	0.00	2	5	471.00	118.70	73.10
SWISSTEK	40.90	40.20	40.50	36.60	(0.70)	6	722	29,181.00	68.70	36.00
TEEJAY LANKA	32.90	32.80	33.50	32.50	(0.10)	56	365,402	12,055,223.00	36.60	27.60
TOKYO CEMENT	25.40	25.60	25.80	24.90	0.20	68	67,634	1,700,904.10	69.90	22.00
TOKYO CEMENT[NON-VOTING]	23.00	22.70	23.00	22.60	(0.30)	57	58,502	1,339,753.00	62.00	20.00

DIRI SAVI BOARD

AGSTAR PLC	3.60	3.90	3.90	3.60	0.30	7	6,350	23,025.00	5.40	3.20
ALUMEX PLC	14.00	14.00	14.20	13.50	0.00	21	19,861	274,408.20	19.00	12.70
BPPL HOLDINGS	12.00	11.30	11.80	11.30	(0.70)	16	52,855	597,962.50	14.20	11.30
LANKA CERAMIC	149.50	149.50	140.00	140.00	0.00	1	50	7,000.00	178.00	130.00
RICH PIERIS EXP	211.90	206.90	210.00	203.90	(5.00)	66	8,455	1,750,053.60	228.00	160.00
SINGER IND.	64.30	64.00	65.00	64.00	(0.30)	6	258	16,559.80	175.00	62.00

WATCH LIST

SIERRA CABL	2.10	2.10	2.10	2.00	0.00	46	164,025	330,762.30	2.70	1.80
-------------	------	------	------	------	------	----	---------	------------	------	------

MOTORS

MAIN BOARD

AUTODROME	81.40	77.80	83.00	74.20	(3.60)	14	642	51,272.60	105.00	65.00
C M HOLDINGS	50.00	48.10	50.00	48.00	(1.90)	12	3,825	187,180.30	75.00	42.00
DIMO	342.40	343.50	350.00	336.00	1.10	31	1,509	526,243.00	500.00	325.40
LANKA ASHOK	820.00	820.00	800.00	790.00	0.00	14	40	31,909.80	1,240.00	750.10
UNITED MOTORS	75.00	75.00	76.00	75.00	0.00	5	5,109	383,233.00	87.40	70.10

OIL PALMS

MAIN BOARD

BUKIT DARAH	205.00	200.00	201.10	200.00	(5.00)	26	3,333	666,754.30	274.90	200.00
-------------	--------	--------	--------	--------	--------	----	-------	------------	--------	--------

WATCH LIST

GOOD HOPE	902.60	902.60	990.00	990.00	0.00	5	22	21,780.00	1,387.00	712.00
SELINSING	830.30	830.30	715.00	699.90	0.00	7	34	23,934.30	849.70	550.00

Price changes during the week 17-12-2018 to 21-12-2018

සඟිය තුළ මිල වෙනස්වීම්

වාර්ෂිකවලට විකල්ප අවස්ථා

Company Name	Prv. Week's Close Price (Rs.)	Cur. Week's Close Price (Rs.)	Highest Price (Rs.)	Lowest Price (Rs.)	Change in Price During the week (Rs.)	Trade Volume (No.)	Share Volume (No.)	Turnover (Rs.)	52 Week Highest Price (Rs.)	52 Week Lowest Price (Rs.)
සමාගමේ නම	පෙර සතියේ සමාජ මිල	මේ සතියේ සමාජ මිල	ඉහළම මිල	පහළම මිල	සඟිය තුළදී මිල වෙනස් වීම	ගනුදෙනු ප්‍රමාණය	කොටස් ප්‍රමාණය	පිරිවැටුම	සති 52 තුළ ඉහළම මිල	සති 52 තුළ අවම මිල
කම්පනි பெயர்	முன்னைய வார இறுதி நிறைவு விலை	இவ்வார இறுதி நிறைவு விலை	உயர்ந்த விலை	குறைந்த விலை	வாரத்தின் விலை அசைவு	வியாபார அளவுகள்	பங்குகளின் அளவு	புரள்வு	52வார உயர் விலை	52வார குறைந்த விலை

**POWER AND ENERGY**

**MAIN BOARD**

LANKA IOC	24.60	24.50	25.00	24.30	(0.10)	245	305,645	7,500,874.40	37.00	24.00
LAUGFS GAS	19.00	18.80	19.00	17.80	(0.20)	33	41,581	756,324.00	39.80	14.60
LAUGFS GAS[NON-VOTING]	15.20	15.20	15.30	15.00	0.00	28	17,152	259,284.20	31.00	12.10
LVL ENERGY	8.00	8.00	8.40	8.00	0.00	36	145,775	1,169,242.00	10.50	7.30
PANASIAN POWER	3.10	3.10	3.10	3.00	0.00	43	409,416	1,229,689.30	3.50	2.60
RESUS ENERGY	22.50	22.50	23.40	22.50	0.00	4	10,103	227,410.20	25.00	17.10
VALLIBEL	6.50	6.40	6.50	6.40	(0.10)	63	125,101	803,522.40	7.80	6.30
VIDULLANKA	4.50	4.80	4.90	4.70	0.30	6	2,331	11,168.90	5.40	4.10

**WATCH LIST**

LOTUS HYDRO	4.90	4.50	4.90	4.50	(0.40)	26	18,093	82,656.10	6.00	4.20
-------------	------	------	------	------	--------	----	--------	-----------	------	------

**PLANTATIONS**

**MAIN BOARD**

AGALAWATTE	13.90	13.90	13.90	13.90	0.00	2	190	2,641.00	22.80	12.50
BALANGODA	11.70	12.20	12.20	11.30	0.50	67	10,354	120,320.10	32.30	11.30
HORANA	14.00	15.00	15.00	15.00	1.00	2	1,165	17,475.00	28.90	13.80
KAHAWATTE	40.00	39.50	39.60	33.80	(0.50)	5	220	8,125.00	44.00	30.40
KEGALLE	59.00	55.00	55.10	54.90	(4.00)	7	812	44,662.30	78.00	50.00
KOTAGALA	7.10	7.50	7.60	6.80	0.40	34	68,242	511,971.00	13.10	6.50
MALWATTE	7.90	7.70	7.70	7.20	(0.20)	6	2,910	21,114.40	11.80	5.40
MALWATTE[NON-VOTING]	4.20	4.30	4.30	4.00	0.10	48	50,895	211,143.40	10.70	4.00
NAMUNUKULA	58.00	58.10	61.40	58.00	0.10	20	1,525	88,866.60	114.90	55.50
TALAWAKELLE	47.50	47.50	47.60	47.00	0.00	8	6,280	298,417.00	61.00	42.50
WATAWALA	20.00	19.10	19.90	19.00	(0.90)	33	11,651	225,733.40	31.70	19.00

**DIRI SAVI BOARD**

BOGAWANTALAWA	9.50	9.40	9.50	9.00	(0.10)	24	2,319	21,493.60	18.60	8.60
ELPITIYA	19.80	18.80	19.80	18.00	(1.00)	23	4,832	87,299.40	30.70	18.00
HAPUGASTENNE	16.80	16.00	16.80	16.00	(0.80)	8	705	11,417.00	32.00	13.50
HATTON	6.80	6.70	7.00	6.70	(0.10)	14	1,228	8,300.80	10.70	6.50
MASKELIYA	9.60	9.60	9.60	9.60	0.00	1	2	19.20	24.00	8.30
UDAPUSSELLAWA	28.10	28.10	28.10	26.00	0.00	2	15	411.00	46.70	24.00

**WATCH LIST**

MADULSIMA	6.20	6.00	6.20	6.00	(0.20)	9	513	3,093.90	14.90	5.70
-----------	------	------	------	------	--------	---	-----	----------	-------	------

**STORES AND SUPPLIES**

**MAIN BOARD**

COLOMBO CITY	749.80	730.00	730.00	730.00	(19.80)	1	646	471,580.00	999.00	611.00
GESTETNER	100.00	100.00	97.00	96.00	0.00	5	40	3,852.00	125.00	96.00
HUNTERS	400.00	400.00	401.00	401.00	0.00	1	5	2,005.00	510.00	341.00

**SERVICES**

**MAIN BOARD**

LAKE HOUSE PRIN.	138.70	162.90	172.00	151.90	24.20	18	372	60,292.50	172.00	107.50
------------------	--------	--------	--------	--------	-------	----	-----	-----------	--------	--------

**DIRI SAVI BOARD**

ASIA SIYAKA	2.00	2.10	2.10	2.00	0.10	26	124,043	248,657.30	2.80	1.90
CEYLON TEA BRKRS	2.70	2.90	2.90	2.70	0.20	76	1,873,278	5,245,955.00	4.60	2.70
JOHN KEELLS	50.90	52.50	52.80	50.00	1.60	7	1,415	71,041.00	70.00	48.00
RENUKA CAPITAL	4.30	4.00	4.40	4.00	(0.30)	27	20,262	82,193.40	5.00	3.70

**TELECOMMUNICATIONS**

**MAIN BOARD**

DIALOG	10.30	10.00	10.60	9.90	(0.30)	866	13,767,400	137,725,935.00	14.80	9.90
SLT	21.30	21.50	22.00	20.90	0.20	42	12,619	270,374.80	30.00	18.90

**TRADING**

**MAIN BOARD**

Price changes during the week 17-12-2018 to 21-12-2018

සතිය තුළ මිල වෙනස්වීම්

வாரத்துக்கான விலை அசைவுகள்

Company Name	Prv. Week's Close Price (Rs.)	Cur. Week's Close Price (Rs.)	Highest Price (Rs.)	Lowest Price (Rs.)	Change in Price During the week(Rs.)	Trade Volume (No.)	Share Volume (No.)	Turnover (Rs.)	52 Week Highest Price(Rs.)	52 Week Lowest Price(Rs.)
සමාගමේ නම	පෙර සතියේ සමාජන මිල	මේ සතියේ සමාජන මිල	ඉහළම මිල	පහළම මිල	සතිය තුළදී මිල වෙනස් වීම	ගනුදෙනු ප්‍රමාණය	කොටස් ප්‍රමාණය	පිරිවැටුම	සති 52 තුළ ඉහළම මිල	සති 52 තුළ අවම මිල
கம்பனி பெயர்	முன்னைய வார இறுதி நிறைவு விலை	இவ்வார இறுதி நிறைவு விலை	உயர்ந்த விலை	குறைந்த விலை	வாரத்தின் விலை அசைவு	வியாபார அளவுகள்	பங்குகளின் அளவு	புரள்வு	52வார உயர் விலை	52வார குறைந்த விலை

TRADING										
MAIN BOARD										
EASTERN MERCHANT	4.40	4.20	4.30	4.10	(0.20)	9	12,799	54,335.80	6.40	3.90
SINGER SRI LANKA	29.80	29.40	29.50	28.60	(0.40)	5	270	7,900.00	45.00	28.00
DIRI SAVI BOARD										
BROWNS	61.00	61.00	60.00	60.00	0.00	3	14	840.00	79.90	46.50
C.W.MACKIE	45.00	43.00	43.00	43.00	(2.00)	11	1,241	53,363.00	52.40	40.00
TESS AGRO	0.60	0.50	0.60	0.50	(0.10)	56	782,650	397,496.40	1.20	0.40
TESS AGRO[NON-VOTING]	0.50	0.40	0.50	0.40	(0.10)	13	159,892	68,546.00	1.20	0.40



**Price Index by Sector - Closing Index for the week /**

வீக்சேது வடுகெய் 25 டுடுகெய் / துறையுரீதியான விலை சுட்டி - வார நிறைவில் சுட்டிகள்

	17-12-2018	18-12-2018	19-12-2018	20-12-2018	21-12-2018	52 Week High	52 Week Low
All Share Index	6,067.63	6,047.48	6,050.95	6,016.36	6,005.65	6,598.73	5,761.09
S&P SL 20	3,141.91	3,127.89	3,128.67	3,120.49	3,108.18	3,810.05	2,909.08
BANKS FINANCE AND INSURANCE	16,426.79	16,441.62	16,446.25	16,411.92	16,384.28	17,479.16	15,023.70
BEVERAGE FOOD AND TOBACCO	24,845.50	24,737.82	24,788.74	24,311.72	24,312.76	25,560.45	22,880.30
CHEMICALS AND PHARMACEUTICALS	5,251.60	5,260.67	5,171.19	5,249.69	5,255.08	5,982.42	4,899.14
CONSTRUCTION AND ENGINEERING	1,394.10	1,388.04	1,420.62	1,392.32	1,390.54	2,379.64	1,287.50
DIVERSIFIED HOLDINGS	1,593.57	1,585.51	1,586.99	1,584.53	1,572.39	1,797.48	1,428.91
FOOTWEAR AND TEXTILES	965.55	931.78	949.68	929.14	910.00	985.46	777.10
HEALTH CARE	807.91	797.80	795.92	798.12	796.24	988.09	790.76
HOTELS AND TRAVELS	2,640.94	2,641.09	2,642.77	2,642.30	2,640.37	2,869.67	2,623.58
INFORMATION TECHNOLOGY	27.75	27.75	26.08	26.08	25.52	38.89	24.41
INVESTMENT TRUSTS	9,459.70	9,429.84	9,361.11	9,383.10	9,414.42	12,134.56	9,072.01
LAND AND PROPERTY	544.56	547.00	539.65	546.02	540.83	608.62	535.07
MANUFACTURING	2,825.49	2,834.75	2,824.58	2,806.96	2,825.82	3,997.81	2,692.53
MOTORS	13,046.80	13,048.05	12,994.37	12,923.20	12,951.80	14,592.69	12,525.84
OIL PALMS	50,718.06	50,146.81	50,146.81	50,146.81	50,123.01	58,225.62	48,697.90
PLANTATIONS	714.17	706.86	705.04	702.70	702.82	1,008.10	702.70
POWER AND ENERGY	107.64	106.99	107.45	106.79	107.55	144.10	105.37
SERVICES	16,363.42	16,257.21	16,156.01	16,623.65	16,676.75	19,680.17	15,643.55
STORES AND SUPPLIES	28,408.28	28,408.28	28,408.28	28,408.28	28,408.28	29,847.21	24,892.70
TELECOMMUNICATIONS	137.50	134.06	134.46	134.06	134.46	188.56	134.06
TRADING	12,258.66	12,253.31	12,247.96	12,268.78	12,212.92	15,938.32	10,989.39

**Trading figures for the last four weeks and previous 2 years**

பஐதிரை சஸி 4 னா பஐதிரை வசர் 2 சடனா துறெது சஸிவலி

கடந்த நான்கு வாரங்கள் மற்றும் கடந்த 2 வருடங்களுக்கான வியாபாரப் புள்ளிவிபரங்கள்

**Previous Years**

பூவில வசர்  
கடந்த வருடங்கள்

	21-12-2018	14-12-2018	07-12-2018	30-11-2018	22-12-2017	23-12-2016
<b>Trading Volumes</b>						
துறெது பூதா						
வியாபார அளவுகள்						
Total Turnover (Rs.)	8,463,841,371.80	3,135,646,643.80	3,072,610,436.70	3,776,898,407.70	1,737,778,632.40	1,464,261,945.20
சஸிவலி சிரிவடுதல் தூதாத்தப் புரள்வு						
Share Volume (No.)	154,092,866	69,952,974	103,306,806	151,033,704	49,683,992	38,082,931
கூடுசீ பூதாது பங்கு அளவு						
Trades (No.)	11,152	15,594	21,058	16,326	13,050	8,814
துறெது சஸிவலி வியாபாரங்கள்						
Market Days	5	5	5	5	5	5
வெலெடபுல டின சந்தை நாட்கள்						
<b>Averages</b>						
சஸிவலி சராசரிகள்						
Total Turnover (Rs.)	1,692,768,274.36	627,129,328.76	614,522,087.34	755,379,681.54	347,555,726.48	292,852,389.04
சஸிவலி சிரிவடுதல் தூதாத்தப் புரள்வு						
Share Volume (No.)	30,818,573	13,990,595	20,661,361	30,206,741	9,936,798	7,616,586
கூடுசீ பூதாது பங்கு அளவு						
Trades (No.)	2,230	3,119	4,212	3,265	2,610	1,763
துறெது சஸிவலி வியாபாரங்கள்						

**Contribution of top 10 securities to the change of ASPI for the week / සියලු 26 කොටස් මිල දර්ශකයේ වෙනස් වීම සඳහා ඉහළම දායකත්වය දැක්වූ සුරැකුම්පත් 10 / අපවිෂ්ට**  
 இன் வாரத்துக்கான அசைவிற்கு பங்களிப்பு வழங்கிய முதல் 10 சிறந்த பிணையங்கள்

Company ID	Company Name	Points
සමාගමේ සංකේතය	සමාගමේ නම	ලකුණු
கம்பனி குறியீடு	கம்பனி பெயர்	புள்ளிகள்
CTHR	C T HOLDINGS	2.36
CARS	CARSONS	2.09
SHL	SOFTLOGIC	1.28
HHL	HEMAS HOLDINGS	1.23
UBC	UNION BANK	.93
LOFC	LOLC FINANCE	.89
SLTL	SLT	.77
COCR	COM.CREDIT	.61
VLL	VIDULLANKA	.54
RENU	RENUKA CITY HOT.	.43

**Trading Statistics on a Daily Basis / දෛනික පදනම මත ගනුදෙනු සංඛ්‍යා දත්ත / தினசரி அடிப்படையில் வியாபார புள்ளி விபரங்கள்**

Current Week / මෙම සතිය තුළ / இவ்வாரம்				Current Week (Previous Year) / මෙම සතිය (පසුගිය වසරේ) / இவ்வாரம் (கடந்த வருடம்)			
Date	Turnover(Rs.)	Shares(No.)	Trades(No.)	Date	Turnover(Rs.)	Shares(No.)	Trades(No.)
දිනය	පිරිවැටුම	කොටස් සංඛ්‍යාව	ගනුදෙනු සංඛ්‍යාව	දිනය	පිරිවැටුම	කොටස් සංඛ්‍යාව	ගනුදෙනු සංඛ්‍යාව
திகதி	புரள்வு	பங்குகள்	வியாபாரம்	திகதி	புரள்வு	பங்குகள்	வியாபாரம்
17-12-2018	133,808,782.70	11,443,374	2,317	18-12-2017	233,043,568.50	10,577,508	2,688
18-12-2018	979,223,605.80	21,251,136	2,608	19-12-2017	357,605,718.50	10,872,894	2,828
19-12-2018	3,559,845,650.50	89,364,986	2,261	20-12-2017	897,333,925.90	13,532,134	2,720
20-12-2018	3,296,913,080.00	27,782,464	2,174	21-12-2017	134,655,222.70	5,010,043	2,099
21-12-2018	494,050,252.80	4,250,906	1,792	22-12-2017	115,140,196.80	9,691,413	2,715

**Crossings for the week / සතිය තුළ සාකච්ඡා කළ ගනුදෙනු / வாரத்தில் சந்திப்பு பலகையில் பரிமாற்றப்பட்டவை**

Trade Date	Company Name	Price (Rs.)	Quantity	Turnover (Rs.)
ගනුදෙනු දිනය	සමාගමේ නම	මිල	ප්‍රමාණය	පිරිවැටුම
வியாபாரத் திகதி	கம்பனி பெயர்	விலை	அளவு	புரள்வு
18-DEC-18	DIALOG	10.00	2,000,000	20,000,000.00
18-DEC-18	JKH	160.00	2,000,000	320,000,000.00
18-DEC-18	JKH	160.00	2,000,000	320,000,000.00
19-DEC-18	COMMERCIAL BANK	115.00	260,423	29,948,645.00
19-DEC-18	COMMERCIAL BANK	115.00	574,580	66,076,700.00
19-DEC-18	HNB	210.00	100,000	21,000,000.00
19-DEC-18	JKH	160.00	136,849	21,895,840.00
19-DEC-18	JKH	160.00	463,671	74,187,360.00
19-DEC-18	JKH	160.80	200,000	32,160,000.00
19-DEC-18	JKH	160.80	200,000	32,160,000.00
19-DEC-18	JKH	160.80	200,000	32,160,000.00
19-DEC-18	JKH	160.80	200,000	32,160,000.00
19-DEC-18	SAMPATH	245.00	249,022	61,010,390.00
19-DEC-18	SAMPATH	245.00	2,560,000	627,200,000.00
19-DEC-18	UNION BANK	11.00	4,000,000	44,000,000.00
20-DEC-18	CEYLON TOBACCO	1,422.50	17,939	25,518,227.50
20-DEC-18	CEYLON TOBACCO	1,422.50	17,939	25,518,227.50
20-DEC-18	CEYLON TOBACCO	1,422.50	18,357	26,112,832.50
20-DEC-18	JKH	160.00	125,010	20,001,600.00
20-DEC-18	JKH	160.00	463,000	74,080,000.00
20-DEC-18	JKH	160.00	500,000	80,000,000.00
20-DEC-18	JKH	160.00	571,794	91,487,040.00
20-DEC-18	JKH	160.00	600,000	96,000,000.00
20-DEC-18	JKH	160.00	656,700	105,072,000.00
20-DEC-18	JKH	160.00	700,000	112,000,000.00
20-DEC-18	JKH	160.00	1,438,400	230,144,000.00

Trade Date නෙලෙනු දිනය வியாபாரத் திகதி	Company Name සමාගමේ නම கம்பனி பெயர்	Price (Rs.) මිල விலை	Quantity ප්‍රමාණය அளவு	Turnover (Rs.) පිරිවැටුම புரள்வு
20-DEC-18	JKH	160.00	1,550,000	248,000,000.00
20-DEC-18	JKH	160.00	2,000,000	320,000,000.00
20-DEC-18	JKH	160.00	2,428,206	388,512,960.00
20-DEC-18	JKH	160.00	3,500,000	560,000,000.00
20-DEC-18	NAT. DEV. BANK	105.00	500,000	52,500,000.00
20-DEC-18	NAT. DEV. BANK	105.00	938,932	98,587,860.00
20-DEC-18	NAT. DEV. BANK	105.00	960,000	100,800,000.00
20-DEC-18	SAMPATH	236.00	458,000	108,088,000.00
20-DEC-18	SAMPATH	236.50	500,000	118,250,000.00
21-DEC-18	CEYLON TOBACCO	1,422.50	21,449	30,511,202.50
21-DEC-18	CEYLON TOBACCO	1,422.50	53,000	75,392,500.00
21-DEC-18	CEYLON TOBACCO	1,422.50	68,118	96,897,855.00

**Sector Wise Top 5 Gainers for the week / සිසිස තුළ ඉහළ මිල ගණන් වාර්තා කළ සමාගම් අතර ප්‍රමුඛතම සමාගම් 05 (ක්ෂේත්‍ර වශයෙන්) / වාර්තාව තුළ තුරන් වූ ප්‍රධාන සමාගම්**  
 (මුතල 5 ජීවත් වූ ජාත්‍යන්තර ව්‍යාපාරික පිටුපස)

BANKS FINANCE AND INSURANCE			
Company Name	Current Close Price (Rs.)	Previous Close Price (Rs.)	Change (%)
සමාගමේ නම	වත්මන් සමාජීය මිල	පෙර සමාජීය මිල	වෙනස %
කම්පනී පෙරා	තර්ථොපාය නිරූපණ වූ විශාල	මුත්තොය නිරූපණ වූ විශාල	අසාය %
S M B LEASING[SEMB.X0000] (+)	0.30	0.20	50.00
SOFTLOGIC FIN	26.40	24.50	7.76
THE FINANCE CO.	2.10	2.00	5.00
BIMPUTH FINANCE	32.30	31.00	4.19
DIALOG FINANCE	43.00	41.30	4.12

BEVERAGE FOOD AND TOBACCO			
Company Name	Current Close Price (Rs.)	Previous Close Price (Rs.)	Change (%)
සමාගමේ නම	වත්මන් සමාජීය මිල	පෙර සමාජීය මිල	වෙනස %
කම්පනී පෙරා	තර්ථොපාය නිරූපණ වූ විශාල	මුත්තොය නිරූපණ වූ විශාල	අසාය %
TEA SMALLHOLDER	26.00	23.00	13.04
RAIGAM SALTERNS	2.00	1.90	5.26
KOTMALE HOLDINGS	170.00	165.00	3.03
BAIRAHA FARMS	124.10	124.00	0.08

CONSTRUCTION AND ENGINEERING			
Company Name	Current Close Price (Rs.)	Previous Close Price (Rs.)	Change (%)
සමාගමේ නම	වත්මන් සමාජීය මිල	පෙර සමාජීය මිල	වෙනස %
කම්පනී පෙරා	තර්ථොපාය නිරූපණ වූ විශාල	මුත්තොය නිරූපණ වූ විශාල	අසාය %
DOCKYARD (+)	55.50	55.00	0.91
MTD WALKERS	11.10	11.00	0.91

CHEMICALS AND PHARMACEUTICALS			
Company Name	Current Close Price (Rs.)	Previous Close Price (Rs.)	Change (%)
සමාගමේ නම	වත්මන් සමාජීය මිල	පෙර සමාජීය මිල	වෙනස %
කම්පනී පෙරා	තර්ථොපාය නිරූපණ වූ විශාල	මුත්තොය නිරූපණ වූ විශාල	අසාය %
MULLERS	0.70	0.60	16.67
CIC[CIC.X0000]	31.20	30.10	3.65
LANKEM CEYLON	25.90	25.10	3.19
CIC	41.30	40.10	2.99

DIVERSIFIED HOLDINGS			
Company Name	Current Close Price (Rs.)	Previous Close Price (Rs.)	Change (%)
සමාගමේ නම	වත්මන් සමාජීය මිල	පෙර සමාජීය මිල	වෙනස %
කම්පනී පෙරා	තර්ථොපාය නිරූපණ වූ විශාල	මුත්තොය නිරූපණ වූ විශාල	අසාය %
C T HOLDINGS	170.50	165.00	3.33
CARSONS	170.00	165.00	3.03
SOFTLOGIC	20.60	20.10	2.49
HEMAS HOLDINGS	89.00	88.00	1.14

HOTELS AND TRAVELS			
Company Name	Current Close Price (Rs.)	Previous Close Price (Rs.)	Change (%)
සමාගමේ නම	වත්මන් සමාජීය මිල	පෙර සමාජීය මිල	වෙනස %
කම්පනී පෙරා	තර්ථොපාය නිරූපණ වූ විශාල	මුත්තොය නිරූපණ වූ විශාල	අසාය %
RENUKA CITY HOT.	265.00	236.20	12.19
PEGASUS HOTELS	23.00	21.60	6.48
BANSEI RESORTS	6.20	6.00	3.33
CITRUS HIKKADUWA	3.90	3.80	2.63
HOTEL SIGIRIYA	54.00	52.70	2.47

HEALTH CARE			
Company Name	Current Close Price (Rs.)	Previous Close Price (Rs.)	Change (%)
සමාගමේ නම	වත්මන් සමාජීය මිල	පෙර සමාජීය මිල	වෙනස %
කම්පනී පෙරා	තර්ථොපාය නිරූපණ වූ විශාල	මුත්තොය නිරූපණ වූ විශාල	අසාය %
SINGHE HOSPITALS	1.40	1.30	7.69
DURDANS	75.00	74.90	0.13

INVESTMENT TRUSTS			
Company Name	Current Close Price (Rs.)	Previous Close Price (Rs.)	Change (%)
සමාගමේ නම	වත්මන් සමාජීය මිල	පෙර සමාජීය මිල	වෙනස %
කම්පනී පෙරා	තර්ථොපාය නිරූපණ වූ විශාල	මුත්තොය නිරූපණ වූ විශාල	අසාය %
LANKA REALTY	21.40	20.00	7.00
RENUKA HOLDINGS	16.50	16.00	3.13
CEYLON INV.	37.20	37.10	0.27

LAND AND PROPERTY			
Company Name	Current Close Price (Rs.)	Previous Close Price (Rs.)	Change (%)
සමාගමේ නම	වත්මන් සමාජීය මිල	පෙර සමාජීය මිල	වෙනස %
කම්පනී පෙරා	තර්ථොපාය නිරූපණ වූ විශාල	මුත්තොය නිරූපණ වූ විශාල	අසාය %
ON'ALLY	103.00	92.80	10.99
SEYLAN DEVTS (+)	11.00	10.50	4.76
EAST WEST	13.70	13.10	4.58
EQUITY TWO PLC	50.10	48.00	4.38
CARGO BOAT	70.00	69.00	1.45

MANUFACTURING			
Company Name	Current Close Price (Rs.)	Previous Close Price (Rs.)	Change (%)
සමාගමේ නම	වත්මන් සමාජීය මිල	පෙර සමාජීය මිල	වෙනස %
කම්පනී පෙරා	තර්ථොපාය නිරූපණ වූ විශාල	මුත්තොය නිරූපණ වූ විශාල	අසාය %
BLUE DIAMONDS[BLUE.X0000]	0.30	0.20	50.00
BLUE DIAMONDS	0.60	0.50	20.00
AGSTAR PLC	3.90	3.60	8.33
ALUFAB	17.40	16.90	2.96
DANKOTUWA PORCEL	6.30	6.20	1.61

MOTORS			
Company Name	Current Close Price (Rs.)	Previous Close Price (Rs.)	Change (%)
සමාගමේ නම	වත්මන් සමාජීය මිල	පෙර සමාජීය මිල	වෙනස %
කම්පනී පෙරා	තර්ථොපාය නිරූපණ වූ විශාල	මුත්තොය නිරූපණ වූ විශාල	අසාය %
DIMO	343.50	342.40	0.32

POWER AND ENERGY			
Company Name	Current Close Price (Rs.)	Previous Close Price (Rs.)	Change (%)
සමාගමේ නම	වත්මන් සමාජීය මිල	පෙර සමාජීය මිල	වෙනස %
කම්පනී පෙරා	තර්ථොපාය නිරූපණ වූ විශාල	මුත්තොය නිරූපණ වූ විශාල	අසාය %
VIDULLANKA	4.80	4.50	6.67

**PLANTATIONS**

Company Name	Current Close Price (Rs.)	Previous Close Price (Rs.)	Change (%)
සමාගමේ නම	වත්මන් සමාජීන මිල	පෙර සමාජීන මිල	වෙනස %
கம்பனி பெயர்	தற்போதைய நிறைவு விலை	முன்னைய நிறைவு விலை	அசைவு %
HORANA	15.00	14.00	7.14
KOTAGALA	7.50	7.10	5.63
BALANGODA (+)	12.20	11.70	4.27
MALWATTE[MAL.X0000] (+)	4.30	4.20	2.38
NAMUNUKULA	58.10	58.00	0.17

**SERVICES**

Company Name	Current Close Price (Rs.)	Previous Close Price (Rs.)	Change (%)
සමාගමේ නම	වත්මන් සමාජීන මිල	පෙර සමාජීන මිල	වෙනස %
கம்பனி பெயர்	தற்போதைய நிறைவு விலை	முன்னைய நிறைவு விலை	அசைவு %
LAKE HOUSE PRIN.	162.90	138.70	17.45
CEYLON TEA BRKRS	2.90	2.70	7.41
ASIA SIYAKA	2.10	2.00	5.00
JOHN KEELLS	52.50	50.90	3.14

**TELECOMMUNICATIONS**

Company Name	Current Close Price (Rs.)	Previous Close Price (Rs.)	Change (%)
සමාගමේ නම	වත්මන් සමාජීන මිල	පෙර සමාජීන මිල	වෙනස %
கம்பனி பெயர்	தற்போதைய நிறைவு விலை	முன்னைய நிறைவு விலை	அசைவு %
SLT (+)	21.50	21.30	0.94

**Sector Wise Top 5 Losers for the week / මිල ගණන් පහළ ගිය සමාගම් අතර ප්‍රමුඛතම සමාගම් 05 (ක්වේන් වැයෙයින්) / வாரத்தில் துறையடிப்படையில் முதல் 5 மதிப்பிழந்த பிணையங்கள்**

BANKS FINANCE AND INSURANCE				BEVERAGE FOOD AND TOBACCO			
Company Name	Current Close Price (Rs.)	Previous Close Price (Rs.)	Change (%)	Company Name	Current Close Price (Rs.)	Previous Close Price (Rs.)	Change (%)
සමාගමේ නම	වත්මන් සමාජිත මිල	පෙර සමාජිත මිල	වෙනස %	සමාගමේ නම	වත්මන් සමාජිත මිල	පෙර සමාජිත මිල	වෙනස %
கம்பனி பெயர்	தற்போதைய நிறைவு விலை	முன்னைய நிறைவு விலை	அசைவு %	கம்பனி பெயர்	தற்போதைய நிறைவு விலை	முன்னைய நிறைவு விலை	அசைவு %
AMANA LIFE (+)	9.10	11.80	(22.88)	LMF	130.00	140.00	(7.14)
A I A INSURANCE (+)	1,703.80	1,826.50	(6.72)	HVA FOODS	4.20	4.40	(4.55)
ARPICO	150.00	160.00	(6.25)	RENUKA FOODS	13.20	13.60	(2.94)
SEYLAN BANK (+)	78.10	82.50	(5.33)	RENUKA FOODS[COCO.X0000]	10.50	10.80	(2.78)
FIRST CAPITAL	30.00	31.30	(4.15)	DISTILLERIES	16.20	16.40	(1.22)
CONSTRUCTION AND ENGINEERING				CHEMICALS AND PHARMACEUTICALS			
Company Name	Current Close Price (Rs.)	Previous Close Price (Rs.)	Change (%)	Company Name	Current Close Price (Rs.)	Previous Close Price (Rs.)	Change (%)
සමාගමේ නම	වත්මන් සමාජිත මිල	පෙර සමාජිත මිල	වෙනස %	සමාගමේ නම	වත්මන් සමාජිත මිල	පෙර සමාජිත මිල	වෙනස %
கம்பனி பெயர்	தற்போதைய நிறைவு விலை	முன்னைய நிறைவு விலை	அசைவு %	கம்பனி பெயர்	தற்போதைய நிறைவு விலை	முன்னைய நிறைவு விலை	அசைவு %
ACCESS ENG SL	14.30	15.10	(5.30)	HAYCARB	130.00	134.90	(3.63)
LANKEM DEV.	4.00	4.10	(2.44)				
DIVERSIFIED HOLDINGS				FOOTWEAR AND TEXTILES			
Company Name	Current Close Price (Rs.)	Previous Close Price (Rs.)	Change (%)	Company Name	Current Close Price (Rs.)	Previous Close Price (Rs.)	Change (%)
සමාගමේ නම	වත්මන් සමාජිත මිල	පෙර සමාජිත මිල	වෙනස %	සමාගමේ නම	වත්මන් සමාජිත මිල	පෙර සමාජිත මිල	වෙනස %
கம்பனி பெயர்	தற்போதைய நிறைவு விலை	முன்னைய நிறைவு விலை	அசைவு %	கம்பனி பெயர்	தற்போதைய நிறைவு விலை	முன்னைய நிறைவு விலை	அசைவு %
DUNAMIS CAPITAL	37.60	42.00	(10.48)	ODEL PLC	27.30	29.20	(6.51)
MELSTACORP	50.20	52.00	(3.46)				
FORT LAND	14.90	15.30	(2.61)				
EXPOLANKA	4.10	4.20	(2.38)				
JKH	157.00	160.50	(2.18)				
HOTELS AND TRAVELS				HEALTH CARE			
Company Name	Current Close Price (Rs.)	Previous Close Price (Rs.)	Change (%)	Company Name	Current Close Price (Rs.)	Previous Close Price (Rs.)	Change (%)
සමාගමේ නම	වත්මන් සමාජිත මිල	පෙර සමාජිත මිල	වෙනස %	සමාගමේ නම	වත්මන් සමාජිත මිල	පෙර සමාජිත මිල	වෙනස %
கம்பனி பெயர்	தற்போதைய நிறைவு விலை	முன்னைய நிறைவு விலை	அசைவு %	கம்பனி பெயர்	தற்போதைய நிறைவு விலை	முன்னைய நிறைவு விலை	அசைவு %
AMAYA LEISURE	37.70	42.70	(11.71)	LANKA HOSPITALS (+)	39.40	41.60	(5.29)
ANILANA HOTELS	1.20	1.30	(7.69)	ASIRI	22.10	22.90	(3.49)
CITRUS WASKADUWA	2.50	2.70	(7.41)	NAWALOKA	4.40	4.50	(2.22)
MAHAWELI REACH	12.80	13.60	(5.88)				
KINGSBURY	14.50	15.00	(3.33)				
INVESTMENT TRUSTS				INFORMATION TECHNOLOGY			
Company Name	Current Close Price (Rs.)	Previous Close Price (Rs.)	Change (%)	Company Name	Current Close Price (Rs.)	Previous Close Price (Rs.)	Change (%)
සමාගමේ නම	වත්මන් සමාජිත මිල	පෙර සමාජිත මිල	වෙනස %	සමාගමේ නම	වත්මන් සමාජිත මිල	පෙර සමාජිත මිල	වෙනස %
கம்பனி பெயர்	தற்போதைய நிறைவு விலை	முன்னைய நிறைவு விலை	அசைவு %	கம்பனி பெயர்	தற்போதைய நிறைவு விலை	முன்னைய நிறைவு விலை	அசைவு %
CEYLON GUARDIAN	66.20	68.00	(2.65)	E - CHANNELLING	4.30	4.70	(8.51)
AMBEON HOLDINGS	11.10	11.20	(0.89)				
GUARDIAN CAPITAL	22.30	22.50	(0.89)				

**LAND AND PROPERTY**

Company Name	Current Close Price (Rs.)	Previous Close Price (Rs.)	Change (%)
සමාගමේ නම	වත්මන් සමාජීන මිල	පෙර සමාජීන මිල	වෙනස %
කம்பනි பெயர்	தற்போதைய நிறைவு விலை	முன்னைய நிறைவு விலை	அசைவு %
SERENDIB ENG.GRP	6.10	6.50	(6.15)
CITY HOUSING	4.50	4.70	(4.26)
OVERSEAS REALTY (+)	16.00	16.50	(3.03)
R I L PROPERTY	6.70	6.90	(2.90)
COLOMBO LAND (+)	14.80	15.00	(1.33)

**MANUFACTURING**

Company Name	Current Close Price (Rs.)	Previous Close Price (Rs.)	Change (%)
සමාගමේ නම	වත්මන් සමාජීන මිල	පෙර සමාජීන මිල	වෙනස %
කம்பනි பெயர்	தற்போதைய நிறைவு விலை	முன்னைய நிறைவு விலை	அசைவு %
BPPL HOLDINGS	11.30	12.00	(5.83)
ACME	4.40	4.60	(4.35)
KELANI TYRES	35.20	36.80	(4.35)
ABANS	58.30	60.50	(3.64)
REGNIS (+)	70.00	72.00	(2.78)

**MOTORS**

Company Name	Current Close Price (Rs.)	Previous Close Price (Rs.)	Change (%)
සමාගමේ නම	වත්මන් සමාජීන මිල	පෙර සමාජීන මිල	වෙනස %
කம்பනි பெயர்	தற்போதைய நிறைவு விலை	முன்னைய நிறைவு விலை	அசைவு %
AUTODROME	77.80	81.40	(4.42)
C M HOLDINGS	48.10	50.00	(3.80)

**OIL PALMS**

Company Name	Current Close Price (Rs.)	Previous Close Price (Rs.)	Change (%)
සමාගමේ නම	වත්මන් සමාජීන මිල	පෙර සමාජීන මිල	වෙනස %
කம்பනි பெயர்	தற்போதைய நிறைவு விலை	முன்னைய நிறைவு விலை	அசைவு %
BUKIT DARAH	200.00	205.00	(2.44)

**POWER AND ENERGY**

Company Name	Current Close Price (Rs.)	Previous Close Price (Rs.)	Change (%)
සමාගමේ නම	වත්මන් සමාජීන මිල	පෙර සමාජීන මිල	වෙනස %
කம்பනි பெயர்	தற்போதைய நிறைவு விலை	முன்னைய நிறைவு விலை	அசைவு %
LOTUS HYDRO	4.50	4.90	(8.16)
VALLIBEL	6.40	6.50	(1.54)
LAUGFS GAS	18.80	19.00	(1.05)
LANKA IOC	24.50	24.60	(0.41)

**PLANTATIONS**

Company Name	Current Close Price (Rs.)	Previous Close Price (Rs.)	Change (%)
සමාගමේ නම	වත්මන් සමාජීන මිල	පෙර සමාජීන මිල	වෙනස %
කம்பනි பெயர்	தற்போதைய நிறைவு விலை	முன்னைய நிறைவு விலை	அசைவு %
KEGALLE	55.00	59.00	(6.78)
ELPITIYA	18.80	19.80	(5.05)
HAPUGASTENNE (+)	16.00	16.80	(4.76)
WATAWALA	19.10	20.00	(4.50)
MADULSIMA (+)	6.00	6.20	(3.23)

**STORES AND SUPPLIES**

Company Name	Current Close Price (Rs.)	Previous Close Price (Rs.)	Change (%)
සමාගමේ නම	වත්මන් සමාජීන මිල	පෙර සමාජීන මිල	වෙනස %
කம்பනි பெயர்	தற்போதைய நிறைவு விலை	முன்னைய நிறைவு விலை	அசைவு %
COLOMBO CITY	730.00	749.80	(2.64)

**SERVICES**

Company Name	Current Close Price (Rs.)	Previous Close Price (Rs.)	Change (%)
සමාගමේ නම	වත්මන් සමාජීන මිල	පෙර සමාජීන මිල	වෙනස %
කம்பනි பெயர்	தற்போதைய நிறைவு விலை	முன்னைய நிறைவு விலை	அசைவு %
RENUKA CAPITAL	4.00	4.30	(6.98)

**TELECOMMUNICATIONS**

Company Name	Current Close Price (Rs.)	Previous Close Price (Rs.)	Change (%)
සමාගමේ නම	වත්මන් සමාජීන මිල	පෙර සමාජීන මිල	වෙනස %
කம்பනි பெயர்	தற்போதைய நிறைவு விலை	முன்னைய நிறைவு விலை	அசைவு %
DIALOG (+)	10.00	10.30	(2.91)

**TRADING**

Company Name	Current Close Price (Rs.)	Previous Close Price (Rs.)	Change (%)
සමාගමේ නම	වත්මන් සමාජීන මිල	පෙර සමාජීන මිල	වෙනස %
කம்பනි பெயர்	தற்போதைய நிறைவு விலை	முன்னைய நிறைவு விலை	அசைவு %
TESS AGRO[TESS.X0000]	0.40	0.50	(20.00)
TESS AGRO	0.50	0.60	(16.67)
EASTERN MERCHANT	4.20	4.40	(4.55)
C.W.MACKIE	43.00	45.00	(4.44)
SINGER SRI LANKA (+)	29.40	29.80	(1.34)

**Closed End Fund Price changes during the week 17-12-2018 to 21-12-2018 32**

ආවේණික අරමුදල් සභිය තුළ මිල වෙනස්වීම්

මුද්‍රායා නීතියකරුගේ වාර්තාකරුගේ විවේචනා අවස්ථාවක

Fund Name	Prv. Week's Close Price (Rs.)	Cur. Week's Close Price (Rs.)	Highest Price (Rs.)	Lowest Price (Rs.)	Change in Price During the week(Rs.)	Trade Volume (No.)	Unit Volume (No.)	Turnover (Rs.)	NAV (Rs.)
අරමුදලේ නම	පෙර සතියේ සමාජන මිල	වත්මන් සතියේ සමාජන මිල	ඉහළම මිල	පහළම මිල	සතිය තුළ මිල වෙනස්වීම	තෙදෙනු ප්‍රමාණය	ඒකක ප්‍රමාණය	පිරිවැටුම	දළු වත්කම් වටිනාකම
නීතියකරුගේ பெயர்	කடந்த වාර නිරතුරු විවේචන	වත්මන් වාර නිරතුරු විවේචන	උසස්ම විවේචන	පහළම විවේචන	වාර්තාකරුගේ විවේචන	විකල්ප අවස්ථාව	අලුතු අවස්ථාව	පුරවැටුම	තේරුම් සමාජන ප්‍රමාණය
CANDOR OPP FUND	6.50	8.50	8.50	7.00	2.00	21	9,346	68,245.00	8.95

**Daily Movements Corporate Debt on 21-12-2018**

නිදහස් වූ සංගමන ණය සංවිලසනයන්

නිදහස් වූ සංගමන ණය සංවිලසනයන්

Company Name	Code	Last Traded Date	Last Traded Yield	Last Traded Price	Coupon Rate	Coupon Frequency	Issued Date	Maturity Date	Next Coupon Due Date	Credit Rating (As at date of listing)	Par Value (Rs.)
සමාගමේ නම	සංකේතය	අවසන් තෙදෙනු දින	අවසන් තෙදෙනුවේ ඵලදායීතා අගය	අවසන් තෙදෙනු මිල	අවසන් කුටිනාසි අනුපාතය	වාර්ගික වාර ගණන	නිකුත් කළ දිනය	කල්පිරෙන දිනය	මිල ගෙවිය යුතු දිනය	ණය ශ්‍රේණිය (ලැයිස්තුවෙන් වූ දිනට)	මුහුණත වටිනාකම
කම්පනී பெயர்	குறியீடு	இறுதி வியாபாரத்தினம்	இறுதி வியாபார விலை	இறுதி வியாபார விலை	வட்டி வீதம்	வட்டி வீத தடவைகள்	வழங்கல் திகதி	முதிர்வு திகதி	அடுத்த வட்டி நிலுவை திகதி	ஆரம்ப கடன் தரப்படுத்தல்	முகப் பெறுமதி
සමාගමේ නම	සංකේතය	05-01-2016	9.01	96.87	8	1	22/09/14	21/09/19	20/03/19	AA	100
කම්පනී பெயர்	குறியீடு	15-10-2014	13.34	101.50	13.75	1	25/10/13	24/10/23	23/10/19	AA	100

**BANKS FINANCE AND INSURANCE**

ALLIANCE	ALLI/BD/29/12/18-C2288-9			100.00	9	1	29/12/14	29/12/18	28/12/18		100
ALLIANCE	ALLI/BD/29/12/19-C2287-9.35			100.00	9.35	1	29/12/14	29/12/19	28/12/18		100
BANK OF CEYLON	BOC/BC/21/09/22E7.42			100.00	9.1	2	22/09/14	21/09/22	20/03/19	AA	100
BANK OF CEYLON	BOC/BC/21/09/19C7.42			100.00	9.1	2	22/09/14	21/09/19	20/03/19	AA	100
BANK OF CEYLON	BOC/BC/21/09/22D8.25			100.00	8.25	1	22/09/14	21/09/22	20/09/19	AA	100
BANK OF CEYLON	BOC/BC/21/09/19A08	05-01-2016	9.01	96.87	8	1	22/09/14	21/09/19	20/09/19	AA	100
BANK OF CEYLON	BOC/BD/05/10/20-C2319	03-12-2018	11.70	97.00	9.85	2	06/10/15	05/10/20	04/04/19		100
BANK OF CEYLON	BOC/BD/28/12/24-C2377-12.75			100.00	12.75	1	29/12/16	28/12/24	27/12/18		100
BANK OF CEYLON	BOC/BD/28/12/21-C2376-13.25			100.00	13.25	1	29/12/16	28/12/21	27/12/18		100
BANK OF CEYLON	BOC/BD/05/10/23-C2321			100.00	9.85	2	06/10/15	05/10/23	04/04/19		100
BANK OF CEYLON	BOC/BC/24/10/23H13.75	09-08-2017	13.34	101.50	13.75	1	25/10/13	24/10/23	23/10/19	AA	100
BANK OF CEYLON	BOC/BC/24/10/21D13.25	15-10-2014		125.55	13.25	1	25/10/13	24/10/21	23/10/19	AA	100
BANK OF CEYLON	BOC/BC/24/10/22F13.25			100.00	13.25	1	25/10/13	24/10/22	23/10/19	AA	100
BANK OF CEYLON	BOC/BC/24/10/21E11.12			100.00	10.75	2	25/10/13	24/10/21	23/04/19	AA	100
BANK OF CEYLON	BOC/BD/28/12/24-C2378			100.00	10.1	2	29/12/16	28/12/24	26/12/18		100
BANK OF CEYLON	BOC/BD/05/10/23-C2317-9.5			100.00	9.5	1	06/10/15	05/10/23	04/10/19		100
BANK OF CEYLON	BOC/BD/05/10/20-C2320-8.25			100.00	8.25	1	06/10/15	05/10/20	04/10/19		100
BANK OF CEYLON	BOC/BC/21/09/19B7.75			100.00	7.75	4	22/09/14	21/09/19	20/03/19	AA	100
BANK OF CEYLON	BOC/BD/28/12/21-C2379			100.00	10.1	2	29/12/16	28/12/21	26/12/18		100
BANK OF CEYLON	BOC/BD/05/10/20-C2318-8			100.00	8	4	06/10/15	05/10/20	04/01/19		100
CDB	CDB/BD/03/06/21-C2351			100.00	11.49	2	03/06/16	03/06/21	31/05/19		100
CDB	CDB/BD/27/03/23-C2392-13.75	17-05-2018	13.75	99.96	13.75	2	28/03/18	27/03/23	26/03/19		100
CDB	CDB/BD/27/03/23-C2391-14.2			100.00	14.2	1	28/03/18	27/03/23	27/03/19		100
CDB	CDB/BD/03/06/21-C2350-12.75	21-12-2018	12.75	99.98	12.75	2	03/06/16	03/06/21	31/05/19		100
CENTRAL FINANCE	CFIN/BD/01/06/19-C2300-9			100.00	9	2	01/06/15	01/06/19	29/12/18		100
CENTRAL FINANCE	CFIN/BD/01/06/20-C2302-9.52	11-08-2015	9.24	101.15	9.52	1	01/06/15	01/06/20	29/12/18		100
FIRST CAPITAL	CFVF/BC/12/03/19C14	14-08-2014		110.34	14	1	12/03/14	12/03/19	29/12/18	BBB+	100
COMM LEASE & FIN	CLC/BD/21/07/20-C2310-9.75	13-10-2017	9.47	100.67	9.75	1	21/07/15	21/07/20	29/12/18		100
COM.CREDIT	COCR/BD/10/12/20-C2335-10.4			100.00	10.4	2	10/12/15	10/12/20	07/06/19		100
COM.CREDIT	COCR/BD/10/12/20-C2336			100.00	11.51	2	10/12/15	10/12/20	07/06/19		100
COM.CREDIT	COCR/BD/01/06/20-C2299-10.5	23-05-2018	10.50	100.00	10.5	4	01/06/15	01/06/20	28/12/18		100
COMMERCIAL BANK	COMB/BD/22/07/28-C2405-12.5			100.00	12.5	2	23/07/18	22/07/28	22/01/19		100
COMMERCIAL BANK	COMB/BD/08/03/26-C2342-11.25	17-12-2018	11.24	100.00	11.25	2	09/03/16	08/03/26	07/03/19		100



நிசைமீத டீனெஃ சாஃமீத ஶாஃ ஃஃலெஃயன்  
 தினசரி தனியாஃ்துறைஃ கடன்களின் அசைவுகள்

Company Name	Code	Last Traded Date	Last Traded Yield	Last Traded Price	Coupon Rate	Coupon Frequency	Issued Date	Maturity Date	Next Coupon Due Date	Credit Rating (As at date of listing)	Par Value (Rs.)
ஃமஃமீத ஃமீ	ஃஃஃஃஃஃ	ஃஃஃஃஃஃ	ஃஃஃஃஃஃ	ஃஃஃஃஃஃ	ஃஃஃஃஃஃ	ஃஃஃஃஃஃ	ஃஃஃஃஃஃ	ஃஃஃஃஃஃ	ஃஃஃஃஃஃ	ஃஃஃஃஃஃ	ஃஃஃஃஃஃ
ஃஃஃஃஃஃ	ஃஃஃஃஃஃ	ஃஃஃஃஃஃ	ஃஃஃஃஃஃ	ஃஃஃஃஃஃ	ஃஃஃஃஃஃ	ஃஃஃஃஃஃ	ஃஃஃஃஃஃ	ஃஃஃஃஃஃ	ஃஃஃஃஃஃ	ஃஃஃஃஃஃ	ஃஃஃஃஃஃ

**BANKS FINANCE AND INSURANCE**

COMMERCIAL BANK	COMB/BD/22/07/23-C2404-12			100.00	12	2	23/07/18	22/07/23	22/01/19		100
COMMERCIAL BANK	COMB/BD/08/03/21-C2341-10.75	27-07-2017	17.96	81.40	10.75	2	09/03/16	08/03/21	07/03/19		100
COMMERCIAL BANK	COMB/BD/27/10/26-C2359-12.25			100.00	12.25	2	28/10/16	27/10/26	26/04/19		100
COMMERCIAL BANK	COMB/BD/27/10/21-C2360-12	13-06-2018	11.02	102.66	12	2	28/10/16	27/10/21	26/04/19		100
SOFTLOGIC FIN	CRL/BC/29/08/19B7.69	06-06-2018	9.67	100.00	10.06	4	29/08/14	29/08/19	28/12/18	AAA	100
SOFTLOGIC FIN	CRL/BC/29/08/19A10	11-10-2018	10.00	100.00	10	4	29/08/14	29/08/19	28/12/18	AAA	100
DFCC BANK PLC	DFCC/BD/29/03/25-C2394-13			100.00	13	1	29/03/18	29/03/25	28/03/19		100
DFCC BANK PLC	DFCC/BD/09/11/23-C2367-12.75	29-03-2017	12.71	100.00	12.75	1	09/11/16	09/11/23	07/11/19		100
DFCC BANK PLC	DFCC/BD/29/03/23-C2393-12.6	09-04-2018	12.58	100.05	12.6	1	29/03/18	29/03/23	28/03/19		100
DFCC BANK PLC	DFCC/BD/18/03/19-C2345-10.625	30-08-2018	11.00	99.53	10.625	1	18/03/16	18/03/19	16/03/19		100
DFCC BANK PLC	DFCC/BD/09/11/21-C2366-12.15			100.00	12.15	1	09/11/16	09/11/21	07/11/19		100
DFCC BANK PLC	DVBD/BD/10/06/20-C2306-9.4	29-11-2018	13.50	94.54	9.4	1	10/06/15	10/06/20	08/06/19		100
DFCC BANK PLC	DVBD/BD/10/06/20-C2305-9.1	27-09-2018	9.04	100.00	9.1	1	10/06/15	10/06/20	08/06/19		100
FC TREASURIES	FCT/BD/06/02/20-C2295-9.5	17-06-2016	10.50	97.02	9.5	1	06/02/15	06/02/20	29/12/18		100
HDFC	HDFC/BD/20/11/20-C2331-10.5			100.00	10.5	2	20/11/15	20/11/20	19/05/19		100
HDFC	HDFC/BD/20/11/25-C2330-12			100.00	12	1	20/11/15	20/11/25	19/11/19		100
HDFC	HDFC/BD/20/11/20-C2332			100.00	13.78	4	20/11/15	20/11/20	19/02/19		100
HNB	HNB/BC/31/03/2100E			20.90		0	25/05/07	31/03/21			100
HNB	HNB/BC/31/03/2400F			14.68		0	07/06/07	31/03/24			100
HNB	HNB/BC/31/07/22B16.75			100.00	16.75	1	01/08/07	31/07/22	29/06/19	A+	100
HNB	HNB/BC/04/09/21A11.5			100.00	11.5	2	05/09/11	04/09/21	29/12/18	A+	100
HNB	HNB/BD/14/12/24-C2275-8.33			100.00	8.33	2	15/12/14	14/12/24	29/12/18		100
HNB	HNB/BD/01/11/23-C2361-13	16-11-2018	12.99	100.00	13	1	01/11/16	01/11/23	30/10/19		100
HNB	HNB/BD/14/12/19-C2274-7.75	08-12-2017	16.87	85.00	7.75	2	15/12/14	14/12/19	29/12/18		100
HNB	HNB/BC/29/08/23A08	31-12-2014	14.18	70.13	8	1	30/08/13	29/08/23	29/08/19	AA-	100
HNB	HNB/BD/28/03/21-C2346-11.25	11-12-2018	11.19	100.00	11.25	1	28/03/16	28/03/21	27/03/19		100
HNB	HNB/BD/01/11/21-C2362-11.75			100.00	11.75	1	01/11/16	01/11/21	30/10/19		100
LB FINANCE	LFIN/BD/11/12/22-C2387-12.75			100.00	12.75	2	11/12/17	11/12/22	10/06/19		100
LB FINANCE	LFIN/BD/11/12/22-C2388-13.25	14-12-2018	16.79	90.00	13.25	2	11/12/17	11/12/22	10/06/19		100
LOLC FINANCE	LOFC/BD/25/01/20-C2290-9.25			100.00	9.25	1	26/01/15	25/01/20	29/12/18		100
LOLC FINANCE	LOFC/BD/25/01/20-C2289-9.1			100.00	9.1	2	26/01/15	25/01/20	29/12/18		100
LOLC FINANCE	LOFC/BD/25/01/20-C2291-9	18-04-2017	13.00	90.84	9	4	26/01/15	25/01/20	28/12/18		100
LOLC FINANCE	LOFC/BD/31/07/23-C2409-0			49.83	0	0	31/07/18	31/07/23			100
LOLC FINANCE	LOFC/BD/31/07/23-C2408-14.75			100.00	14.75	2	31/07/18	31/07/23	30/01/19		100
L O L C HOLDINGS	LOLC/BD/30/07/19-C2386-12.65			100.00	12.65	2	31/07/17	30/07/19	26/01/19		100
L O L C HOLDINGS	LOLC/BD/30/07/22-C2385-13	19-12-2018	13.00	99.97	13	2	31/07/17	30/07/22	26/01/19		100
L O L C HOLDINGS	LOLC/BD/24/11/19-C2269-9	25-07-2018	16.75	91.00	9	4	24/11/14	24/11/19	28/12/18		100
MERCHANT BANK	MBSL/BD/12/11/19-C2267-8.75			100.00	8.75	2	13/11/14	12/11/19	29/12/18		100

Daily Movements Corporate Debt on 21-12-2018

நிசமீத டீனெஃ சாஃமீத ஶாஃ ஃஃலெஃஃ  
தீனசரீ தனீயார்துறஃக் கடஃகளீன் அசஃஃஃ

Company Name	Code	Last Traded Date	Last Traded Yield	Last Traded Price	Coupon Rate	Coupon Frequency	Issued Date	Maturity Date	Next Coupon Due Date	Credit Rating (As at date of listing)	Par Value (Rs.)
ஃஃஃஃஃஃஃஃ	ஃஃஃஃஃஃஃஃ	ஃஃஃஃஃஃஃஃ	ஃஃஃஃஃஃஃஃ	ஃஃஃஃஃஃஃஃ	ஃஃஃஃஃஃஃஃ	ஃஃஃஃஃஃஃஃ	ஃஃஃஃஃஃஃஃ	ஃஃஃஃஃஃஃஃ	ஃஃஃஃஃஃஃஃ	ஃஃஃஃஃஃஃஃ	ஃஃஃஃஃஃஃஃ
ஃஃஃஃஃஃஃஃ	ஃஃஃஃஃஃஃஃ	ஃஃஃஃஃஃஃஃ	ஃஃஃஃஃஃஃஃ	ஃஃஃஃஃஃஃஃ	ஃஃஃஃஃஃஃஃ	ஃஃஃஃஃஃஃஃ	ஃஃஃஃஃஃஃஃ	ஃஃஃஃஃஃஃஃ	ஃஃஃஃஃஃஃஃ	ஃஃஃஃஃஃஃஃ	ஃஃஃஃஃஃஃஃ

**BANKS FINANCE AND INSURANCE**

MERCHANT BANK	MBSL/BD/02/05/22-C2382-15			100.00	15	1	03/05/17	02/05/22	01/05/19		100
MERCHANT BANK	MBSL/BD/12/11/19-C2266-9	22-06-2015	9.75	97.35	9	1	13/11/14	12/11/19	29/12/18		100
MERCHANT BANK	MBSL/BD/02/05/22-C2380			100.00	12.83	2	03/05/17	02/05/22	01/05/19		100
MERCHANT BANK	MBSL/BD/02/05/22-C2381-14.5			100.00	14.5	2	03/05/17	02/05/22	01/05/19		100
NAT. DEV. BANK	NDB/BC/19/12/25D14	08-01-2018	13.89	100.50	14	1	19/12/13	19/12/25	29/12/18	A+	100
NAT. DEV. BANK	NDB/BC/19/12/23C13.9	26-05-2017	17.59	86.00	13.9	1	19/12/13	19/12/23	29/12/18	A+	100
NAT. DEV. BANK	NDB/BD/24/06/20-C2309-9.4	21-05-2018	17.31	87.00	9.4	1	24/06/15	24/06/20	29/12/18		100
NAT. DEV. BANK	NDB/BD/24/06/20-C2308-0			63.81	0	0	24/06/15	24/06/20			100
NATIONS TRUST	NTB/BD/08/11/21-C2364-12.8	29-03-2017	12.75	100.00	12.8	1	08/11/16	08/11/21	05/11/19		100
NATIONS TRUST	NTB/BD/20/04/23-C2402-12.65			100.00	12.65	2	20/04/18	20/04/23	18/04/19		100
NATIONS TRUST	NTB/BD/08/11/21-C2363			100.00	11.25	2	08/11/16	08/11/21	05/05/19		100
NATIONS TRUST	NTB/BD/08/11/21-C2365-12.65	28-11-2018	14.98	94.60	12.65	2	08/11/16	08/11/21	05/05/19		100
NATIONS TRUST	NTB/BD/20/04/23-C2401-13			100.00	13	1	20/04/18	20/04/23	19/04/19		100
PAN ASIA	PABC/BD/29/09/19-C2312			100.00	11.665	2	29/09/15	29/09/19	27/03/19		100
PAN ASIA	PABC/BC/30/10/19A9.75	31-12-2014	9.75	99.94	9.75	1	30/10/14	30/10/19	26/10/19	BBB	100
PAN ASIA	PABC/BC/30/10/19B9.5233	21-05-2018	9.51	100.00	9.5233	2	30/10/14	30/10/19	26/04/19	BBB	100
PAN ASIA	PABC/BD/29/09/19-C2311-10	27-09-2018	10.00	100.00	10	2	29/09/15	29/09/19	27/03/19		100
PEOPLES LEASING	PLC/BD/12/11/20-C2323-9.95			100.00	9.95	1	13/11/15	12/11/20	09/11/19		100
PEOPLES LEASING	PLC/BD/18/04/22-C2399-12.4			100.00	12.4	1	18/04/18	18/04/22	17/04/19		100
PEOPLES LEASING	PLC/BD/16/11/21-C2375-12.6	11-05-2018	12.60	100.00	12.6	2	16/11/16	16/11/21	14/05/19		100
PEOPLES LEASING	PLC/BD/16/11/19-C2373-11.9	04-05-2018	11.90	100.00	11.9	2	16/11/16	16/11/19	14/05/19		100
PEOPLES LEASING	PLC/BD/18/04/23-C2398-12.8			100.00	12.8	1	18/04/18	18/04/23	17/04/19		100
PEOPLES LEASING	PLC/BD/12/11/19-C2322-9.6			100.00	9.6	2	13/11/15	12/11/19	09/05/19		100
PEOPLES LEASING	PLC/BD/16/11/20-C2374-12.25	04-05-2018	12.25	100.00	12.25	2	16/11/16	16/11/20	14/05/19		100
RDB	RDB/BD/29/01/20-C2294-8.81			100.00	8.81	2	30/01/15	29/01/20	29/12/18		100
RDB	RDB/BD/29/01/20-C2293-8.71	03-12-2015	11.79	90.00	8.71	4	30/01/15	29/01/20	28/12/18		100
RDB	RDB/BD/29/01/20-C2292-9			100.00	9	1	30/01/15	29/01/20	29/12/18		100
SAMPATH	SAMP/BD/18/11/20-C2329			100.00	11.24	2	18/11/15	18/11/20	16/05/19		100
SAMPATH	SAMP/BD/14/12/19-C2273-8.1	07-03-2017	14.90	85.00	8.1	2	15/12/14	14/12/19	29/12/18		100
SAMPATH	SAMP/BD/10/06/21-C2353	16-02-2018	11.27	98.50	11.01	2	10/06/16	10/06/21	07/06/19		100
SAMPATH	SAMP/BD/21/12/22-C2389-12.5			100.00	12.5	2	21/12/17	21/12/22	19/06/19		100
SAMPATH	SAMP/BD/20/03/23-C2390-12.5	24-05-2018	12.03	101.64	12.5	2	20/03/18	20/03/23	18/03/19		100
SAMPATH	SAMP/BD/18/11/20-C2328-9.9	17-10-2018	9.89	100.00	9.9	2	18/11/15	18/11/20	16/05/19		100
SAMPATH	SAMP/BD/10/06/21-C2352-12.75	13-11-2018	12.66	100.00	12.75	1	10/06/16	10/06/21	08/06/19		100
SAMPATH	SAMP/BD/14/12/19-C2271-8.25	19-06-2018	16.02	90.28	8.25	1	15/12/14	14/12/19	29/12/18		100
SANASA DEV. BANK	SDB/BD/31/12/20-C2339-10.3			100.00	10.3	2	31/12/15	31/12/20	29/12/18		100
SANASA DEV. BANK	SDB/BD/31/12/18-C2338-9.6			100.00	9.6	2	31/12/15	31/12/18	29/12/18		100
SANASA DEV. BANK	SDB/BD/31/12/20-C2337-10			100.00	10	2	31/12/15	31/12/20	29/12/18		100
SANASA DEV. BANK	SDB/BD/31/12/18-C2340-9.9			100.00	9.9	2	31/12/15	31/12/18	29/12/18		100
SEYLAN BANK	SEYB/BD/22/12/20-C2280-8.75			100.00	8.75	1	23/12/14	22/12/20	22/12/18		100

**Daily Movements Corporate Debt on 21-12-2018**

நிசைமீத டிஸ்கொ ஃஸானமீத ஓடி ஃஸலிடைடி  
தின்சரி தனியார்துறைக் கடன்களின் அசைவுகள்

Company Name	Code	Last Traded Date	Last Traded Yield	Last Traded Price	Coupon Rate	Coupon Frequency	Issued Date	Maturity Date	Next Coupon Due Date	Credit Rating (As at date of listing)	Par Value (Rs.)
ஃஸானமீத ஓடி	ஃஸானமீத	ஃஸானமீத ஓடி	ஃஸானமீத ஓடி	ஃஸானமீத ஓடி	ஃஸானமீத ஓடி	ஃஸானமீத ஓடி	ஃஸானமீத ஓடி	ஃஸானமீத ஓடி	ஃஸானமீத ஓடி	ஃஸானமீத ஓடி	ஃஸானமீத ஓடி
கம்ஃஸானி ஃஸெயர்	ஃஸானமீத	ஃஸானமீத	ஃஸானமீத	ஃஸானமீத	ஃஸானமீத	ஃஸானமீத	ஃஸானமீத	ஃஸானமீத	ஃஸானமீத	ஃஸானமீத	ஃஸானமீத
		ஃஸானமீத ஓடி	ஃஸானமீத ஓடி	ஃஸானமீத ஓடி	ஃஸானமீத ஓடி	ஃஸானமீத ஓடி	ஃஸானமீத ஓடி	ஃஸானமீத ஓடி	ஃஸானமீத ஓடி	ஃஸானமீத ஓடி	ஃஸானமீத ஓடி

**BANKS FINANCE AND INSURANCE**

SEYLAN BANK	SEYB/BD/29/03/25-C2396-13.2			100.00	13.2	2	29/03/18	29/03/25	27/03/19		100
SEYLAN BANK	SEYB/BD/29/03/23-C2395-12.85	09-04-2018	12.83	100.06	12.85	2	29/03/18	29/03/23	27/03/19		100
SEYLAN BANK	SEYB/BD/29/03/28-C2397-13.5			100.00	13.5	2	29/03/18	29/03/28	27/03/19		100
SEYLAN BANK	SEYB/BD/22/12/20-C2277-8.6	30-03-2015	9.92	94.31	8.6	2	23/12/14	22/12/20	22/12/18		100
SEYLAN BANK	SEYB/BD/15/07/21-C2355-13	17-10-2018	12.98	100.00	13	2	15/07/16	15/07/21	13/01/19		100
SEYLAN BANK	SEYB/BD/15/07/21-C2356			100.00	10.35	2	15/07/16	15/07/21	13/01/19		100
SEYLAN BANK	SEYB/BD/15/07/23-C2354-13.75	17-12-2018	13.74	100.00	13.75	2	15/07/16	15/07/23	13/01/19		100
SEYLAN BANK	SEYB/BD/22/12/19-C2279-8.35			100.00	8.35	2	23/12/14	22/12/19	22/12/18		100
SEYLAN BANK	SEYB/BD/22/12/19-C2278-8.6	07-01-2015	8.60	99.99	8.6	1	23/12/14	22/12/19	22/12/18		100
SEYLAN BANK	SFCL/BD/09/11/19-C2369			100.00	11.49	2	10/11/16	09/11/19	08/05/19		100
SEYLAN BANK	SFCL/BD/09/11/20-C2370			100.00	11.74	2	10/11/16	09/11/20	08/05/19		100
SEYLAN BANK	SFCL/BD/09/11/19-C2372-13.25			100.00	13.25	2	10/11/16	09/11/19	08/05/19		100
SEYLAN BANK	SFCL/BD/09/11/20-C2368-13.75	23-11-2018	13.74	100.00	13.75	2	10/11/16	09/11/20	08/05/19		100
SINGER FINANCE	SFIN/BD/17/06/20-C2307-9.95			100.00	9.95	1	17/06/15	17/06/20	29/12/18		100
SINGER FINANCE	SFIN/BD/06/04/20-C2347-12	02-09-2016	11.99	100.00	12	2	06/04/16	06/04/20	05/04/19		100
SINGER FINANCE	SFIN/BD/06/04/19-C2348-11.5	02-01-2017	11.54	99.88	11.5	2	06/04/16	06/04/19	05/04/19		100
SIYAPATHA FIN	SLFL/BD/20/09/21-C2357-13.5	29-03-2017	13.43	100.00	13.5	1	20/09/16	20/09/21	18/09/19		100
SIYAPATHA FIN	SLFL/BD/04/10/22-C2384-12.5			100.00	12.5	1	04/10/17	04/10/22	02/10/19		100
SIYAPATHA FIN	SLFL/BD/24/12/19-C2281-8.9	02-07-2015	8.88	99.98	8.9	1	24/12/14	24/12/19	29/12/18		100
SIYAPATHA FIN	SLFL/BD/20/09/19-C2358-13	13-11-2018	13.26	99.70	13	1	20/09/16	20/09/19	18/09/19		100
VALLIBEL FINANCE	VFIN/BD/31/03/20-C2298-10.25	20-07-2016	10.48	99.28	10.25	2	31/03/15	31/03/20	28/03/19		100
VALLIBEL FINANCE	VFIN/BC/20/02/19B15	18-04-2017	15.01	100.00	15	2	20/02/14	20/02/19	20/02/19	BB	100
VALLIBEL FINANCE	VFIN/BC/20/02/19A14.75	16-10-2018	14.77	100.00	14.75	4	20/02/14	20/02/19	28/12/18	BB	100
VALLIBEL FINANCE	VFIN/BC/20/02/19C15.5	11-12-2018	13.97	100.00	15.5	1	20/02/14	20/02/19	20/02/19	BB	100

**BEVERAGE FOOD AND TOBACCO**

LION BREWERY	LION/BD/08/12/19-C2270			100.00	7.85	2	08/12/14	08/12/19	28/03/19		100
--------------	------------------------	--	--	--------	------	---	----------	----------	----------	--	-----

**CONSTRUCTION AND ENGINEERING**

ACCESS ENG SL	AEL/BD/18/11/21-C2326-10.45			100.00	10.45	2	18/11/15	18/11/21	16/05/19		100
ACCESS ENG SL	AEL/BD/18/11/22-C2327-10.72			100.00	10.72	2	18/11/15	18/11/22	16/05/19		100
ACCESS ENG SL	AEL/BD/18/11/20-C2324-10.25			100.00	10.25	2	18/11/15	18/11/20	16/05/19		100
ACCESS ENG SL	AEL/BD/17/11/23-C2325-10.95			100.00	10.95	2	18/11/15	17/11/23	16/05/19		100
MTD WALKERS	KAPI/BD/30/09/19-C2410-11.75	09-11-2018	11.68	100.03	11.75	2	01/10/18	30/09/19	30/03/19		100
MTD WALKERS	KAPI/BD/30/09/20-C2411-12.25			100.00	12.25	2	01/10/18	30/09/20	30/03/19		100

**DIVERSIFIED HOLDINGS**

DUNAMIS CAPITAL	CSEC/BC/05/08/19A12.5	21-12-2018	12.50	100.16	12.5	1	05/08/14	05/08/19	29/12/18	BBB	100
DUNAMIS CAPITAL	CSEC/BD/04/12/20-C2334			100.00	12	2	04/12/15	04/12/20	03/06/19		100
DUNAMIS CAPITAL	CSEC/BD/04/12/20-C2333-10.5	21-12-2018	12.50	96.63	10.5	2	04/12/15	04/12/20	03/06/19		100
HAYLEYS	HAYL/BD/31/07/23-C2407			100.00	12.44	2	31/07/18	31/07/23	30/01/19		100
HAYLEYS	HAYL/BD/06/03/19-C2296-7.6			100.00	7.6	2	06/03/15	06/03/19	05/03/19		100
HAYLEYS	HAYL/BD/31/07/23-C2406-			100.00	12.5	2	31/07/18	31/07/23	30/01/19		100

நியமன டின்புலம் சம்பந்தம் கொண்டிருக்கின்ற கட்டிடக்கலை அமைப்புகள்  
 தினசரி தனியார் துறைக்க கட்டிடக்கலை அமைப்புகள்

Company Name	Code	Last Traded Date	Last Traded Yield	Last Traded Price	Coupon Rate	Coupon Frequency	Issued Date	Maturity Date	Next Coupon Due Date	Credit Rating (As at date of listing)	Par Value (Rs.)
சமூகமே தம்	சமூகமே	அக்டோபர் 2018	அக்டோபர் 2018	அக்டோபர் 2018	அக்டோபர் 2018	அக்டோபர் 2018	அக்டோபர் 2018	அக்டோபர் 2018	அக்டோபர் 2018	அக்டோபர் 2018	அக்டோபர் 2018
கம்பனி பெயர்	குறியீடு	இறுதி வியாபாரத்தினம்	இறுதி விலை	வியாபார விலை	வட்டி வீதம்	வட்டி தடவைகள்	வழங்கல் திகதி	முதிர்வு திகதி	அடுத்த வட்டி நின்றுவை திகதி	ஆரம்ப கட்டன் தரப்படுத்தல்	முகப் பெறுமதி

**DIVERSIFIED HOLDINGS**

HAYLEYS	HAYL/BD/31/05/19-C2349	16-11-2018	13.18	99.00	12.35	2	31/05/16	31/05/19	29/05/19		100
HAYLEYS	HAYL/BD/06/03/20-C2297-7.85			100.00	7.85	2	06/03/15	06/03/20	05/03/19		100
HEMAS HOLDINGS	HHL/BC/29/04/19A11	21-12-2018	12.48	99.50	11	2	29/04/14	29/04/19	28/03/19	A+	100
RICHARD PIERIS	RICH/BC/16/05/19C11.25	10-12-2018	14.98	98.50	11.25	2	16/05/14	16/05/19	28/03/19	AA-	100

**HEALTH CARE**

NAWALOKA	NHL/BC/30/09/22E14.4			100.00	14.4	4	30/09/13	30/09/22	28/12/18	A	100
NAWALOKA	NHL/BC/30/09/21D14.35			100.00	14.35	4	30/09/13	30/09/21	28/12/18	A	100
NAWALOKA	NHL/BC/30/09/19B14.15	16-11-2015	10.40	111.80	14.15	4	30/09/13	30/09/19	28/12/18	A	100
NAWALOKA	NHL/BC/30/09/23F14.45	19-12-2018	13.03	105.00	14.45	4	30/09/13	30/09/23	28/12/18	A	100

**PLANTATIONS**

KOTAGALA	KOTA/BC/26/05/19B14.5	11-12-2018	14.54	100.00	14.5	2	27/05/14	26/05/19	29/12/18	BBB-	100
KOTAGALA	KOTA/BC/26/05/21D15	11-12-2018	15.00	100.00	15	2	27/05/14	26/05/21	29/12/18	BBB-	100
KOTAGALA	KOTA/BC/26/05/20C14.75	17-12-2018	14.76	100.00	14.75	2	27/05/14	26/05/20	29/12/18	BBB-	100

**TELECOMMUNICATIONS**

SLT	SLTL/BD/19/04/28-C2400-12.75			100.00	12.75	1	19/04/18	19/04/28	18/04/19		100
SLT	SLTL/BD/19/04/28-C2403-12.75			100.00	12.75	2	19/04/18	19/04/28	17/04/19		100

**TRADING**

ABANS PLC	ABNS/BD/26/12/19-C2286-9	27-04-2018	14.25	92.48	9	2	26/12/14	26/12/19	25/12/18		100
ABANS PLC	ABNS/BD/26/12/18-C2284-8.5			100.00	8.5	2	26/12/14	26/12/18	25/12/18		100
SINGER SRI LANKA	SINS/BD/15/03/19-C2343			100.00	10.1	2	15/03/16	15/03/19	14/03/19		100
SINGER SRI LANKA	SINS/BD/15/03/19-C2344-10.5			100.00	10.5	2	15/03/16	15/03/19	14/03/19		100
SINGER SRI LANKA	SINS/BD/28/09/21-C2412-12			100.00	12	2	28/09/18	28/09/21	28/03/19		100

<b>CORPORATE DEBT</b>	<b>TODAY</b>	<b>PRV.DAY</b>
சான்றிதழ் ஸ்டாக் தனியார் நிறுவனக் கடன்	₹ லட்ச இன்று	₹ லட்ச முன்னைய தினம்
		<b>19-12-2018</b>
VALUE OF TURNOVER(Rs.) பெற்றுள்ள வரலாறு	512,813	100,385,000
VOLUME OF TURNOVER (No.) பெற்றுள்ள பத்திரங்கள்	4,980	1,004,000
TRADES (No.) தொடர்ச்சி செய்த வியாபாரம்	4	2

<b>GOVT. SECURITIES</b>	<b>TODAY</b>	<b>PRV.DAY</b>
சென்ட்ரல் சர்க்கார் பிண்டுகள்	₹ லட்ச இன்று	₹ லட்ச முன்னைய தினம்
		<b>09-07-2012</b>
VALUE OF TURNOVER(Rs.) பெற்றுள்ள வரலாறு	0	3,000,086
VOLUME OF TURNOVER (No.) பெற்றுள்ள பத்திரங்கள்	0	3,325,200
TRADES (No.) தொடர்ச்சி செய்த வியாபாரம்	0	1

**Price changes during the week 17-12-2018 to 21-12-2018**

38

සතිය තුළ මිල වෙනස්වීම්

வாரத்துக்கான விலை அசைவுகள்

Company Name	Prv. Week's Close Price (Rs.)	Cur. Week's Close Price (Rs.)	Highest Price (Rs.)	Lowest Price (Rs.)	Change in Price During the week(Rs.)	Trade Volume (No.)	Share Volume (No.)	Turnover (Rs.)	52 Week Highest Price(Rs.)	52 Week Lowest Price(Rs.)
සමාගමේ නම	පෙර සතියේ සමාජන මිල	මේ සතියේ සමාජන මිල	ඉහළම මිල	පහළම මිල	සතිය තුළදී මිල වෙනස්වීම	ගනුදෙනු ප්‍රමාණය	කොටස් ප්‍රමාණය	පිරිවැටුම	සති 52 තුළ ඉහළම මිල	සති 52 තුළ අවම මිල
கம்பனி பெயர்	கடந்த வார நிறைவு விலை	இவ்வார நிறைவு விலை	உயர்ந்த விலை	குறைந்த விலை	வாரத்தின் விலை அசைவு	வியாபார அளவுகள்	அலகு அளவுகள்	புரள்வு	52வார உயர் விலை	52வார குறைந்த விலை

**AUTOMOBILES & COMPONENTS**

**MAIN BOARD**

KELANI TYRES	36.80	35.20	37.70	35.10	(1.60)	22	3,590	126,939.70	49.50	33.00
--------------	-------	-------	-------	-------	--------	----	-------	------------	-------	-------

**BANKS**

**MAIN BOARD**

COMMERCIAL BANK	116.00	115.50	117.20	115.00	(0.50)	157	1,014,659	116,775,765.40	142.50	107.50
COMMERCIAL BANK	96.00	95.10	97.10	94.50	(0.90)	43	121,620	11,537,388.80	110.00	88.00
DFCC BANK PLC	92.00	90.00	94.70	90.00	(2.00)	58	25,560	2,303,146.80	124.70	87.00
HDFC	27.00	26.00	28.60	26.00	(1.00)	5	1,301	35,028.60	36.50	23.00
HNB	215.00	211.00	215.00	209.50	(4.00)	115	385,690	81,011,850.90	257.50	200.00
HNB	167.50	166.00	168.50	165.50	(1.50)	39	5,044	842,723.80	203.00	150.00
NAT. DEV. BANK	106.90	105.20	107.90	105.00	(1.70)	155	2,753,098	289,102,807.50	141.40	98.00
NATIONS TRUST	90.00	88.10	91.00	88.00	(1.90)	34	33,481	3,012,952.20	93.00	77.00
PAN ASIA	14.50	14.90	15.00	14.40	0.40	69	62,625	920,400.50	17.60	13.00
SAMPATH	237.00	235.30	242.00	235.00	(1.70)	426	4,655,917	*****	335.50	218.00
SANASA DEV. BANK	74.10	74.90	74.90	70.00	0.80	49	2,031	147,297.00	112.90	70.00
SEYLAN BANK	82.50	78.10	85.00	78.10	(4.40)	72	110,073	8,815,944.50	94.80	64.10
SEYLAN BANK	47.00	45.10	48.00	42.00	(1.90)	109	240,718	10,842,299.30	59.00	37.00
UNION BANK	11.10	11.50	11.70	11.00	0.40	168	4,215,618	46,427,809.90	15.80	10.70

**DIRI SAVI BOARD**

AMANA BANK	3.10	3.10	3.10	3.00	0.00	9	3,434	10,404.70	3.70	3.00
------------	------	------	------	------	------	---	-------	-----------	------	------

**CAPITAL GOODS**

**MAIN BOARD**

ACCESS ENG SL	15.10	14.30	15.10	14.00	(0.80)	675	1,031,200	14,825,621.70	24.00	13.50
ACL	36.40	36.90	37.00	36.50	0.50	6	1,125	41,562.50	44.70	36.00
AITKEN SPENCE	46.80	46.20	46.80	45.90	(0.60)	37	20,824	962,067.50	56.50	42.50
ALUFAB	16.90	17.40	17.50	16.20	0.50	72	31,191	516,463.50	24.50	15.00
CENTRAL IND.	28.10	28.20	29.00	28.20	0.10	13	10,403	295,626.80	42.90	26.00
DOCKYARD	55.00	55.50	57.00	54.10	0.50	31	16,824	954,518.50	93.50	50.50
FORT LAND	15.30	14.90	15.30	14.50	(0.40)	18	8,850	133,461.40	22.80	14.10
HAYLEYS	185.20	185.20	193.00	184.10	0.00	31	6,248	1,158,688.30	249.00	175.00
HEMAS HOLDINGS	88.00	89.00	90.00	86.10	1.00	21	4,138	365,547.10	128.00	83.50
JKH	160.50	157.00	161.00	157.00	(3.50)	331	24,208,421	*****	167.00	126.00
LANKA ASHOK	820.00	820.00	800.00	790.00	0.00	14	40	31,909.80	1,240.00	750.10
LANKA TILES	75.00	75.00	75.30	75.00	0.00	3	199	14,932.50	115.00	74.50
LANKA WALLTILE	72.00	70.60	74.00	70.20	(1.40)	18	1,291	93,921.40	109.90	70.20
RENUKA HOLDINGS	16.00	16.50	17.00	16.00	0.50	53	23,443	384,571.20	24.90	14.00
RENUKA HOLDINGS	12.30	12.30	13.30	12.30	0.00	4	27,610	353,309.00	19.00	10.50

**Price changes during the week 17-12-2018 to 21-12-2018**

39

සතිය තුළ මිල වෙනස්වීම්

வாரத்துக்கான விலை அசைவுகள்

Company Name	Prv. Week's Close Price (Rs.)	Cur. Week's Close Price (Rs.)	Highest Price (Rs.)	Lowest Price (Rs.)	Change in Price During the week(Rs.)	Trade Volume (No.)	Share Volume (No.)	Turnover (Rs.)	52 Week Highest Price(Rs.)	52 Week Lowest Price(Rs.)
සමාගමේ නම	පෙර සතියේ සමාජන මිල	මේ සතියේ සමාජන මිල	ඉහළම මිල	පහළම මිල	සතිය තුළදී මිල වෙනස්වීම්	ගනුදෙනු ප්‍රමාණය	කොටස් ප්‍රමාණය	පිරිවැටුම	සති 52 තුළ ඉහළම මිල	සති 52 තුළ අවම මිල
கம்பனி பெயர்	கடந்த வார நிறைவு விலை	இவ்வார நிறைவு விலை	உயர்ந்த விலை	குறைந்த விலை	வாரத்தின் விலை அசைவு	வியாபார அளவுகள்	அலகு அளவுகள்	புரள்வு	52வார உயர் விலை	52வார குறைந்த விலை

**CAPITAL GOODS**

**MAIN BOARD**

RICHARD PIERIS	10.30	10.30	10.50	10.20	0.00	107	4,361,789	45,301,050.50	13.80	9.90
ROYAL CERAMIC	75.00	74.70	75.00	74.50	(0.30)	46	16,989	1,269,786.20	122.00	72.30
SOFTLOGIC	20.10	20.60	21.00	20.00	0.50	108	104,267	2,131,373.60	26.20	11.90

**DIRI SAVI BOARD**

BROWNS	61.00	61.00	60.00	60.00	0.00	3	14	840.00	79.90	46.50
LANKA CERAMIC	149.50	149.50	140.00	140.00	0.00	1	50	7,000.00	178.00	130.00
LANKEM CEYLON	25.10	25.90	29.80	24.50	0.80	12	2,306	58,366.10	50.50	24.00
SERENDIB ENG.GRP	6.50	6.10	6.50	6.00	(0.40)	18	13,527	82,149.20	10.00	5.10
VALLIBEL ONE	16.60	16.50	17.20	16.50	(0.10)	59	303,014	5,022,812.60	25.00	15.90

**WATCH LIST**

MTD WALKERS	11.00	11.10	11.80	11.10	0.10	280	259,104	2,959,573.20	25.50	6.90
SIERRA CABL	2.10	2.10	2.10	2.00	0.00	46	164,025	330,762.30	2.70	1.80

**COMMERCIAL & PROFESSIONAL SERVICES**

**MAIN BOARD**

GESTETNER	100.00	100.00	97.00	96.00	0.00	5	40	3,852.00	125.00	96.00
LAKE HOUSE PRIN.	138.70	162.90	172.00	151.90	24.20	18	372	60,292.50	172.00	107.50

**CONSUMER DURABLES & APPAREL**

**MAIN BOARD**

ABANS	60.50	58.30	60.00	58.30	(2.20)	7	808	48,310.00	95.00	55.00
BLUE DIAMONDS	.50	.60	.60	.50	0.10	12	36,977	21,211.20	1.20	.50
BLUE DIAMONDS	.20	.30	.30	.20	0.10	23	165,428	39,227.40	.60	.20
DANKOTUWA PORCEL	6.20	6.30	6.50	6.10	0.10	23	13,802	85,908.30	8.40	5.90
HAYLEYS FABRIC	9.30	9.30	9.40	9.10	0.00	100	185,438	1,713,161.00	14.90	8.40
HAYLEYS FIBRE	75.00	74.60	78.00	73.60	(0.40)	55	8,361	627,950.60	82.00	60.00
KELSEY	30.40	30.40	32.90	32.90	0.00	1	1	32.90	47.90	24.00
REGNIS	72.00	70.00	70.00	70.00	(2.00)	6	957	66,990.00	123.00	65.10
TEEJAY LANKA	32.90	32.80	33.50	32.50	(0.10)	56	365,402	12,055,223.00	36.60	27.60

**DIRI SAVI BOARD**

AMBEON HOLDINGS	11.20	11.10	11.10	10.80	(0.10)	27	27,582	298,907.50	12.90	8.60
SINGER IND.	64.30	64.00	65.00	64.00	(0.30)	6	258	16,559.80	175.00	62.00

**WATCH LIST**

AMBEON CAPITAL	4.20	4.20	4.40	4.00	0.00	32	22,916	93,230.40	6.20	4.00
----------------	------	------	------	------	------	----	--------	-----------	------	------

**Price changes during the week 17-12-2018 to 21-12-2018**

40

සතිය තුළ මිල වෙනස්වීම්

வாரத்துக்கான விலை அசைவுகள்

Company Name	Prv. Week's Close Price (Rs.)	Cur. Week's Close Price (Rs.)	Highest Price (Rs.)	Lowest Price (Rs.)	Change in Price During the week(Rs.)	Trade Volume (No.)	Share Volume (No.)	Turnover (Rs.)	52 Week Highest Price(Rs.)	52 Week Lowest Price(Rs.)
සමාගමේ නම	පෙර සතියේ සමාජන මිල	මේ සතියේ සමාජන මිල	ඉහළම මිල	පහළම මිල	සතිය තුළදී මිල වෙනස්වීම	ගනුදෙනු ප්‍රමාණය	කොටස් ප්‍රමාණය	පිරිවැටුම	සති 52 තුළ ඉහළම මිල	සති 52 තුළ අවම මිල
கம்பனி பெயர்	கடந்த வார நிறைவு விலை	இவ்வார நிறைவு விலை	உயர்ந்த விலை	குறைந்த விலை	வாரத்தின் விலை அசைவு	வியாபார அளவுகள்	அலகு அளவுகள்	புரள்வு	52வார உயர் விலை	52வார குறைந்த விலை

**CONSUMER SERVICES**

**MAIN BOARD**

A.SPEN.HOT.HOLD.	27.50	27.40	27.50	27.40	(0.10)	9	8,569	234,792.60	35.00	24.00
AHOT PROPERTIES	40.00	39.00	39.10	39.00	(1.00)	4	1,616	63,034.00	57.00	34.80
AMAYA LEISURE	42.70	37.70	39.90	36.90	(5.00)	8	487	18,831.90	58.00	36.20
CITRUS LEISURE	4.90	4.90	5.20	4.90	0.00	15	8,161	40,611.60	9.10	4.80
HOTEL SIGIRIYA	52.70	54.00	54.00	53.00	1.30	37	368	19,752.00	76.50	45.00
HOTELS CORP.	11.10	11.00	12.00	11.00	(0.10)	6	931	10,472.00	17.30	11.00
HUNAS FALLS	75.10	76.00	83.00	76.00	0.90	2	200	15,900.00	104.00	50.00
KANDY HOTELS	5.00	5.00	5.00	5.00	0.00	7	2,620	13,100.00	6.50	4.70
KEELLS HOTELS	7.80	7.80	8.00	7.80	0.00	61	151,652	1,201,510.10	10.10	7.40
KINGSBURY	15.00	14.50	15.00	14.50	(0.50)	6	504,658	7,567,566.00	19.60	12.90
RENUKA CITY HOT.	236.20	265.00	265.00	250.00	28.80	5	186	48,105.00	356.00	210.00
TANGERINE	37.00	37.00	37.20	37.20	0.00	2	14	520.80	52.00	34.20

**DIRI SAVI BOARD**

BANSEI RESORTS	6.00	6.20	6.30	6.00	0.20	8	49,776	308,521.70	7.50	4.10
BERUWALA RESORTS	.70	.70	.70	.60	0.00	3	601	410.70	.90	.50
CITRUS HIKKADUWA	3.80	3.90	4.00	3.70	0.10	39	51,105	194,593.40	12.00	3.70
CITRUS WASKADUWA	2.70	2.50	2.80	2.30	(0.20)	29	23,871	64,125.10	3.90	2.30
EDEN HOTEL LANKA	12.70	13.00	13.50	12.00	0.30	14	1,568	19,567.70	18.60	10.00
FORTRESS RESORTS GALADARI	9.30	9.10	9.50	9.00	(0.20)	25	9,372	84,962.00	12.30	8.60
LIGHTHOUSE HOTEL	29.00	28.60	28.60	28.60	(0.40)	4	200	5,720.00	45.00	27.10
MAHAWELI REACH	13.60	12.80	13.20	12.60	(0.80)	13	1,178	15,114.80	19.80	12.60
MARAWILA RESORTS	1.70	1.70	1.80	1.70	0.00	29	19,674	33,508.40	2.70	1.70
NUWARA ELIYA	950.00	950.00	960.00	960.00	0.00	2	30	28,800.00	1,350.00	891.00
PEGASUS HOTELS	21.60	23.00	23.00	21.10	1.40	8	510	11,184.90	33.00	20.00
RAMBODA FALLS	17.50	17.50	20.30	20.30	0.00	1	2	40.60	22.20	15.90
RENUKA HOTELS	51.00	51.00	51.00	50.50	0.00	3	2,517	128,366.50	125.00	35.00
ROYAL PALMS	15.30	15.00	15.90	15.00	(0.30)	7	2,747	41,247.80	21.90	15.00
SERENDIB HOTELS	17.00	17.00	18.10	18.10	0.00	1	10	181.00	22.70	14.00
TAL LANKA	13.30	13.20	13.80	13.00	(0.10)	18	7,519	99,227.70	19.60	11.30

**WATCH LIST**

ANILANA HOTELS	1.30	1.20	1.30	1.20	(0.10)	20	12,269	15,034.20	1.60	.90
BROWNS BEACH	12.60	12.60	13.30	12.50	0.00	16	850	10,707.70	17.40	12.00



**Price changes during the week 17-12-2018 to 21-12-2018**

41

සතිය තුළ මිල වෙනස්වීම්

வாரத்துக்கான விலை அசைவுகள்

Company Name	Prv. Week's Close Price (Rs.)	Cur. Week's Close Price (Rs.)	Highest Price (Rs.)	Lowest Price (Rs.)	Change in Price During the week(Rs.)	Trade Volume (No.)	Share Volume (No.)	Turnover (Rs.)	52 Week Highest Price(Rs.)	52 Week Lowest Price(Rs.)
සමාගමේ නම	පෙර සතියේ සමාජන මිල	මේ සතියේ සමාජන මිල	ඉහළම මිල	පහළම මිල	සතිය තුළදී මිල වෙනස්වීම්	ගනුදෙනු ප්‍රමාණය	කොටස් ප්‍රමාණය	පිරිවැටුම	සති 52 තුළ ඉහළම මිල	සති 52 තුළ අවම මිල
கம்பனி பெயர்	கடந்த வார நிறைவு விலை	இவ்வார நிறைவு விலை	உயர்ந்த விலை	குறைந்த விலை	வாரத்தின் விலை அசைவு	வியாபார அளவுகள்	அலகு அளவுகள்	புரள்வு	52வார உயர் விலை	52வார குறைந்த விலை

**DIVERSIFIED FINANCIALS**

**MAIN BOARD**

ALLIANCE	57.00	58.80	59.60	56.80	1.80	31	7,339	420,230.20	74.00	56.50
ASIA ASSET	.90	.90	1.00	.80	0.00	114	352,326	316,291.70	1.50	.80
CDB	84.00	82.60	83.00	82.60	(1.40)	2	900	74,620.00	94.00	62.30
CDB	72.90	70.20	70.20	70.20	(2.70)	1	154	10,810.80	82.50	55.00
CENTRAL FINANCE	90.00	89.70	92.00	89.70	(0.30)	43	11,924	1,078,536.30	110.00	87.00
CEYLON GUARDIAN	68.00	66.20	68.90	66.00	(1.80)	16	5,343	352,799.00	99.80	65.00
CEYLON INV.	37.10	37.20	38.40	36.70	0.10	12	1,193	44,239.30	49.00	33.00
DUNAMIS CAPITAL	42.00	37.60	42.90	37.50	(4.40)	37	6,572	262,843.30	45.00	17.00
FIRST CAPITAL	31.30	30.00	31.30	30.00	(1.30)	121	181,990	5,556,218.70	37.40	24.50
L O L C HOLDINGS	88.60	87.00	90.00	87.00	(1.60)	32	35,672	3,156,442.70	138.00	82.40
LANKA VENTURES	42.00	42.00	42.10	42.10	0.00	3	60	2,526.00	55.50	38.20
LB FINANCE	121.50	122.10	122.10	121.60	0.60	17	40,263	4,911,975.60	132.00	110.00
NATION LANKA	.60	.60	.70	.60	0.00	21	12,551	8,453.00	1.40	.60
PEOPLES LEASING	16.20	16.30	16.50	15.90	0.10	67	100,812	1,626,518.80	17.30	13.90
S M B LEASING	.50	.50	.60	.40	0.00	89	7,811,403	3,906,752.90	.80	.40
S M B LEASING	.20	.30	.30	.20	0.10	10	25,736	7,410.80	.30	.20
SINGER FINANCE	13.50	13.90	14.10	13.60	0.40	39	13,414	187,144.20	17.00	12.50
VALLIBEL FINANCE	70.50	68.70	71.80	68.50	(1.80)	46	41,881	2,901,312.80	75.90	60.00

**DIRI SAVI BOARD**

ASIA SIYAKA	2.00	2.10	2.10	2.00	0.10	26	124,043	248,657.30	2.80	1.90
BIMPUATH FINANCE	31.00	32.30	34.40	30.20	1.30	33	12,542	397,250.00	49.70	26.50
CFI	51.00	51.00	51.00	51.00	0.00	1	72	3,672.00	69.00	40.00
CIT	58.10	58.10	58.30	58.30	0.00	1	1	58.30	89.90	56.00
COM.CREDIT	29.00	29.90	29.90	27.50	0.90	3	1,099	30,462.70	45.10	.00
DIALOG FINANCE	41.30	43.00	47.50	42.10	1.70	40	1,484	64,948.40	78.70	22.00
GUARDIAN CAPITAL	22.50	22.30	22.40	20.70	(0.20)	8	2,150	44,749.00	35.00	19.50
MULTI FINANCE	13.90	13.90	14.60	12.20	0.00	20	354	4,542.70	16.90	9.20
ORIENT FINANCE	15.20	15.00	15.50	14.50	(0.20)	114	88,390	1,310,427.10	21.70	10.50
PRIME FINANCE	18.20	18.10	18.30	18.10	(0.10)	10	2,654	48,251.00	24.30	14.40
RENUKA CAPITAL	4.30	4.00	4.40	4.00	(0.30)	27	20,262	82,193.40	5.00	3.70
SOFTLOGIC CAP	6.20	6.20	6.20	6.10	0.00	56	475,890	2,904,605.80	6.40	4.30
SOFTLOGIC FIN	24.50	26.40	28.00	26.30	1.90	5	2,909	76,708.10	40.00	22.90

**WATCH LIST**

ABANS FINANCIAL	18.00	17.60	17.90	17.60	(0.40)	3	198	3,514.20	25.50	16.20
ARPICO	160.00	150.00	150.00	150.00	(10.00)	1	291	43,650.00	178.40	140.00
ASIA CAPITAL	6.50	6.70	6.80	6.60	0.20	9	9,127	60,798.10	10.40	5.90
COMM LEASE & FIN	2.60	2.60	2.70	2.50	0.00	9	1,084	2,763.00	3.10	1.90

**Price changes during the week 17-12-2018 to 21-12-2018**

42

සතිය තුළ මිල වෙනස්වීම්

வாரத்துக்கான விலை அசைவுகள்

Company Name	Prv. Week's Close Price (Rs.)	Cur. Week's Close Price (Rs.)	Highest Price (Rs.)	Lowest Price (Rs.)	Change in Price During the week(Rs.)	Trade Volume (No.)	Share Volume (No.)	Turnover (Rs.)	52 Week Highest Price(Rs.)	52 Week Lowest Price(Rs.)
සමාගමේ නම	පෙර සතියේ සමාජන මිල	මේ සතියේ සමාජන මිල	ඉහළම මිල	පහළම මිල	සතිය තුළදී මිල වෙනස්වීම	ගනුදෙනු ප්‍රමාණය	කොටස් ප්‍රමාණය	පිරිවැටුම	සති 52 තුළ ඉහළම මිල	සති 52 තුළ අවම මිල
கம்பனி பெயர்	கடந்த வார நிறைவு விலை	இவ்வார நிறைவு விலை	உயர்ந்த விலை	குறைந்த விலை	வாரத்தின் விலை அசைவு	வியாபார அளவுகள்	அலகு அளவுகள்	புரள்வு	52வார உயர் விலை	52வார குறைந்த விலை

**DIVERSIFIED FINANCIALS**

**WATCH LIST**

LOLC DEV FINANCE	40.70	39.40	40.00	38.00	(1.30)	3	140	5,520.00	84.00	21.10
LOLC FINANCE	3.60	3.70	3.70	3.50	0.10	81	262,830	922,954.50	4.20	3.00
MERCHANT BANK	8.50	8.50	8.70	8.30	0.00	59	39,900	333,006.40	14.70	7.40
PEOPLE'S MERCH	10.80	10.80	12.00	11.00	0.00	2	11	131.00	14.00	8.20
SINHAPUTHRA FIN	8.30	8.50	9.00	8.20	0.20	57	62,966	558,841.60	12.80	7.50
THE FINANCE CO.	2.00	2.10	2.40	2.00	0.10	46	50,471	112,424.30	5.70	2.00
THE FINANCE CO.	1.20	1.20	1.20	1.10	0.00	7	13,850	15,805.00	2.60	.90
TRADE FINANCE	58.00	58.00	60.90	58.00	0.00	5	5,042	292,543.80	75.00	42.00

**ENERGY**

**MAIN BOARD**

LANKA IOC	24.60	24.50	25.00	24.30	(0.10)	245	305,645	7,500,874.40	37.00	24.00
LAUGFS GAS	19.00	18.80	19.00	17.80	(0.20)	33	41,581	756,324.00	39.80	14.60
LAUGFS GAS	15.20	15.20	15.30	15.00	0.00	28	17,152	259,284.20	31.00	12.10

**FOOD & STAPLES RETAILING**

**MAIN BOARD**

C T HOLDINGS	165.00	170.50	179.90	166.00	5.50	14	14,815	2,517,379.50	195.00	145.00
CARGILLS	200.00	200.00	201.00	195.00	0.00	8	2,012	401,719.00	210.00	180.00

**DIRI SAVI BOARD**

TESS AGRO	.60	.50	.60	.50	(0.10)	56	782,650	397,496.40	1.20	.40
TESS AGRO	.50	.40	.50	.40	(0.10)	13	159,892	68,546.00	1.20	.40

**FOOD, BEVERAGE & TOBACCO**

**MAIN BOARD**

AGALAWATTE	13.90	13.90	13.90	13.90	0.00	2	190	2,641.00	22.80	12.50
BAIRAHA FARMS	124.00	124.10	125.80	121.00	0.10	31	2,295	280,739.60	152.00	115.00
BALANGODA	11.70	12.20	12.20	11.30	0.50	67	10,354	120,320.10	32.30	11.30
BUKIT DARAH	205.00	200.00	201.10	200.00	(5.00)	26	3,333	666,754.30	274.90	200.00
CARSONS	165.00	170.00	178.00	170.00	5.00	11	2,463	418,806.00	240.00	156.00
CEYLON TOBACCO	1,435.00	1,424.00	1,500.00	1,424.00	(11.00)	26	180,060	256,150,394.00	1,500.00	.00
CONVENIENCE FOOD	450.00	450.00	449.90	449.00	0.00	3	14	6,296.80	570.00	325.00
GRAIN ELEVATORS	58.90	58.50	58.90	57.00	(0.40)	60	54,532	3,149,711.00	76.00	54.50
HORANA	14.00	15.00	15.00	15.00	1.00	2	1,165	17,475.00	28.90	13.80
KAHAWATTE	40.00	39.50	39.60	33.80	(0.50)	5	220	8,125.00	44.00	30.40
KEGALLE	59.00	55.00	55.10	54.90	(4.00)	7	812	44,662.30	78.00	50.00
KOTAGALA	7.10	7.50	7.60	6.80	0.40	34	68,242	511,971.00	13.10	6.50
LANKEM DEV.	4.10	4.00	4.30	4.00	(0.10)	85	368,369	1,504,968.60	8.80	4.00

**Price changes during the week 17-12-2018 to 21-12-2018**

43

සතිය තුළ මිල වෙනස්වීම්

வாரத்துக்கான விலை அசைவுகள்

Company Name	Prv. Week's Close Price (Rs.)	Cur. Week's Close Price (Rs.)	Highest Price (Rs.)	Lowest Price (Rs.)	Change in Price During the week(Rs.)	Trade Volume (No.)	Share Volume (No.)	Turnover (Rs.)	52 Week Highest Price(Rs.)	52 Week Lowest Price(Rs.)
සමාගමේ නම	පෙර සතියේ සමාජන මිල	මේ සතියේ සමාජන මිල	ඉහළම මිල	පහළම මිල	සතිය තුළදී මිල වෙනස්වීම	ගනුදෙනු ප්‍රමාණය	කොටස් ප්‍රමාණය	පිරිවැටුම	සති 52 තුළ ඉහළම මිල	සති 52 තුළ අවම මිල
கம்பனி பெயர்	கடந்த வார நிறைவு விலை	இவ்வார நிறைவு விலை	உயர்ந்த விலை	குறைந்த விலை	வாரத்தின் விலை அசைவு	வியாபார அளவுகள்	அலகு அளவுகள்	புரள்வு	52வார உயர் விலை	52வார குறைந்த விலை

**FOOD, BEVERAGE & TOBACCO**

**MAIN BOARD**

LION BREWERY	555.00	555.00	555.10	555.00	0.00	6	7,151	3,968,807.20	679.00	.00
LMF	140.00	130.00	135.00	129.90	(10.00)	15	4,416	577,654.00	195.00	129.90
MALWATTE	7.90	7.70	7.70	7.20	(0.20)	6	2,910	21,114.40	11.80	5.40
MALWATTE	4.20	4.30	4.30	4.00	0.10	48	50,895	211,143.40	10.70	4.00
MELSTACORP	52.00	50.20	52.50	50.20	(1.80)	18	14,593	755,912.50	71.50	.00
NAMUNUKULA	58.00	58.10	61.40	58.00	0.10	20	1,525	88,866.60	114.90	55.50
NESTLE	1,700.10	1,690.40	1,750.00	1,680.00	(9.70)	22	223	380,756.60	1,899.00	1,600.00
RENUKA AGRI	2.00	2.00	2.10	1.90	0.00	72	836,175	1,667,769.80	2.60	1.80
RENUKA FOODS	13.60	13.20	14.00	13.10	(0.40)	7	1,855	24,951.50	20.00	10.50
RENUKA FOODS	10.80	10.50	11.00	10.50	(0.30)	10	1,096	11,981.50	17.00	8.00
SUNSHINE HOLDING	53.80	53.80	52.00	50.00	0.00	7	141	7,223.20	60.00	45.10
TALAWAKELLE	47.50	47.50	47.60	47.00	0.00	8	6,280	298,417.00	61.00	42.50
TEA SMALLHOLDER	23.00	26.00	26.10	26.00	3.00	12	868	22,571.10	40.00	21.00
THREE ACRE FARMS	102.00	102.00	104.80	100.80	0.00	26	5,372	544,472.50	120.00	.00
WATAWALA	20.00	19.10	19.90	19.00	(0.90)	33	11,651	225,733.40	31.70	19.00

**DIRI SAVI BOARD**

BOGAWANTALAWA	9.50	9.40	9.50	9.00	(0.10)	24	2,319	21,493.60	18.60	8.60
BROWNS CAPITAL	3.50	3.50	3.60	3.40	0.00	172	150,983	524,344.20	4.80	2.90
BROWNS INVSTMNTS	1.90	1.90	1.90	1.80	0.00	87	228,194	415,496.60	3.40	1.80
DILMAH CEYLON	620.00	619.80	620.00	619.50	(0.20)	8	173	107,232.40	630.00	530.00
ELPITIYA	19.80	18.80	19.80	18.00	(1.00)	23	4,832	87,299.40	30.70	18.00
HAPUGASTENNE	16.80	16.00	16.80	16.00	(0.80)	8	705	11,417.00	32.00	13.50
HATTON	6.80	6.70	7.00	6.70	(0.10)	14	1,228	8,300.80	10.70	6.50
KEELLS FOOD	135.00	134.00	138.00	134.00	(1.00)	6	2,994	401,233.30	149.00	121.00
MASKELIYA	9.60	9.60	9.60	9.60	0.00	1	2	19.20	24.00	8.30
RAIGAM SALTERNS	1.90	2.00	2.10	1.90	0.10	62	310,979	620,199.40	2.50	1.80
UDAPUSSELLAWA	28.10	28.10	28.10	26.00	0.00	2	15	411.00	46.70	24.00

**WATCH LIST**

DISTILLERIES	16.40	16.20	16.50	15.80	(0.20)	56	1,647,754	26,200,779.20	35.00	15.80
GOOD HOPE	902.60	902.60	990.00	990.00	0.00	5	22	21,780.00	1,387.00	712.00
HVA FOODS	4.40	4.20	4.50	4.10	(0.20)	44	129,953	554,269.30	7.50	4.10
KOTMALE HOLDINGS	165.00	170.00	170.00	165.00	5.00	5	761	126,116.00	225.00	150.00
MADULSIMA	6.20	6.00	6.20	6.00	(0.20)	9	513	3,093.90	14.90	5.70
SELINSING	830.30	830.30	715.00	699.90	0.00	7	34	23,934.30	849.70	550.00

**Price changes during the week 17-12-2018 to 21-12-2018**

44

සඟිය තුළ මිල වෙනස්වීම්

வாரத்துக்கான விலை அசைவுகள்

Company Name	Prv. Week's Close Price (Rs.)	Cur. Week's Close Price (Rs.)	Highest Price (Rs.)	Lowest Price (Rs.)	Change in Price During the week(Rs.)	Trade Volume (No.)	Share Volume (No.)	Turnover (Rs.)	52 Week Highest Price(Rs.)	52 Week Lowest Price(Rs.)
සමාගමේ නම	පෙර සතියේ සමාජන මිල	මේ සතියේ සමාජන මිල	ඉහළම මිල	පහළම මිල	සඟිය තුළදී මිල වෙනස්වීම්	ගනුදෙනු ප්‍රමාණය	කොටස් ප්‍රමාණය	පිරිවැටුම	සති 52 තුළ ඉහළම මිල	සති 52 තුළ අවම මිල
கம்பனி பெயர்	கடந்த வார நிறைவு விலை	இவ்வார நிறைவு விலை	உயர்ந்த விலை	குறைந்த விலை	வாரத்தின் விலை அசைவு	வியாபார அளவுகள்	அலகு அளவுகள்	புரள்வு	52வார உயர் விலை	52வார குறைந்த விலை

**HEALTH CARE EQUIPMENT & SERVICES**

**MAIN BOARD**

ASIRI	22.90	22.10	22.90	22.00	(0.80)	47	98,153	2,162,039.80	27.60	21.50
ASIRI SURG	9.50	9.50	9.80	9.40	0.00	17	13,915	132,238.00	11.60	9.20
DURDANS	74.90	75.00	75.00	72.00	0.10	3	1,009	75,645.00	87.00	70.10
MULLERS	.60	.70	.70	.60	0.10	28	853,780	513,124.10	1.20	.50
NAWALOKA	4.50	4.40	4.70	4.40	(0.10)	18	82,214	364,689.90	4.80	4.10

**DIRI SAVI BOARD**

E - CHANNELLING	4.70	4.30	4.60	4.30	(0.40)	13	10,416	44,912.60	7.00	4.00
-----------------	------	------	------	------	--------	----	--------	-----------	------	------

**WATCH LIST**

LANKA HOSPITALS	41.60	39.40	41.60	39.10	(2.20)	14	2,591	103,588.10	64.00	39.00
SINGHE HOSPITALS	1.30	1.40	1.40	1.30	0.10	2	2,000	2,650.00	1.90	1.10

**HOUSEHOLD & PERSONAL PRODUCTS**

**DIRI SAVI BOARD**

BPPL HOLDINGS	12.00	11.30	11.80	11.30	(0.70)	16	52,855	597,962.50	14.20	11.30
---------------	-------	-------	-------	-------	--------	----	--------	------------	-------	-------

**INSURANCE**

**MAIN BOARD**

A I A INSURANCE	1,826.50	1,703.80	1,844.00	1,655.10	(122.70)	381	6,158	10,927,601.60	1,990.00	317.00
CEYLINCO INS.	1,996.00	1,990.00	1,996.00	1,605.00	(6.00)	8	549	1,093,325.00	2,100.00	1,380.00
CEYLINCO INS.	953.20	950.00	960.00	930.00	(3.20)	13	650	614,820.00	1,078.80	825.00
HNB ASSURANCE	125.50	126.00	128.00	125.00	0.50	151	103,548	13,016,425.80	129.00	71.50
JANASHAKTHI INS.	29.80	29.20	29.80	28.60	(0.60)	322	797,329	23,161,304.40	33.50	15.70
PEOPLE'S INS	19.80	19.00	19.60	18.90	(0.80)	85	59,519	1,131,780.20	24.00	18.70

**DIRI SAVI BOARD**

AMANA LIFE	11.80	9.10	10.70	9.10	(2.70)	2	13,210	120,227.00	13.50	1.00
AMANA TAKAFUL	6.50	6.60	6.70	6.50	0.10	7	5,803	38,180.90	9.40	.60
ARPICO INSURANCE	19.00	18.30	19.00	18.30	(0.70)	36	18,506	343,790.20	20.00	15.50
Softlogic Life	37.90	36.60	39.00	30.70	(1.30)	194	71,328,242	*****	42.00	20.50
UNION ASSURANCE	350.60	342.80	350.60	336.00	(7.80)	55	1,906	656,127.40	364.00	134.00

**MATERIALS**

**MAIN BOARD**

ACL PLASTICS	75.00	75.00	76.20	73.00	0.00	17	3,352	247,289.00	133.70	67.00
ACME	4.60	4.40	4.70	4.20	(0.20)	22	68,834	303,469.00	7.20	4.00
CHEMANEX	50.00	50.00	52.20	50.00	0.00	10	2,814	140,730.80	70.00	40.00
CHEVRON	73.10	72.00	75.00	70.00	(1.10)	376	316,076	22,675,469.30	122.00	64.80
CIC	40.10	41.30	41.30	40.00	1.20	13	1,600	64,430.30	66.70	38.00
CIC	30.10	31.20	31.20	30.10	1.10	14	12,976	394,793.00	52.00	28.00

**Price changes during the week 17-12-2018 to 21-12-2018**

45

සතිය තුළ මිල වෙනස්වීම්

வாரத்துக்கான விலை அசைவுகள்

Company Name	Prv. Week's Close Price (Rs.)	Cur. Week's Close Price (Rs.)	Highest Price (Rs.)	Lowest Price (Rs.)	Change in Price During the week(Rs.)	Trade Volume (No.)	Share Volume (No.)	Turnover (Rs.)	52 Week Highest Price(Rs.)	52 Week Lowest Price(Rs.)
සමාගමේ නම	පෙර සතියේ සමාජන මිල	මේ සතියේ සමාජන මිල	ඉහළම මිල	පහළම මිල	සතිය තුළදී මිල වෙනස්වීම	ගනුදෙනු ප්‍රමාණය	කොටස් ප්‍රමාණය	පිරිවැටුම	සති 52 තුළ ඉහළම මිල	සති 52 තුළ අවම මිල
கம்பனி பெயர்	கடந்த வார நிறைவு விலை	இவ்வார நிறைவு விலை	உயர்ந்த விலை	குறைந்த விலை	வாரத்தின் விலை அசைவு	வியாபார அளவுகள்	அலகு அளவுகள்	புரள்வு	52வார உயர் விலை	52வார குறைந்த விலை

**MATERIALS**

**MAIN BOARD**

DIPPED PRODUCTS	85.00	85.00	85.00	85.00	0.00	12	4,228	359,380.00	100.00	66.20
HAYCARB	134.90	130.00	134.90	120.50	(4.90)	21	11,275	1,443,906.90	148.90	119.10
PIRAMAL GLASS	3.80	3.80	3.80	3.70	0.00	59	431,505	1,636,508.30	6.20	3.70
SAMSON INTERNAT.	100.00	100.00	94.50	94.00	0.00	2	5	471.00	118.70	73.10
SWISSTEK	40.90	40.20	40.50	36.60	(0.70)	6	722	29,181.00	68.70	36.00
TOKYO CEMENT	25.40	25.60	25.80	24.90	0.20	68	67,634	1,700,904.10	69.90	22.00
TOKYO CEMENT	23.00	22.70	23.00	22.60	(0.30)	57	58,502	1,339,753.00	62.00	20.00

**DIRI SAVI BOARD**

AGSTAR PLC	3.60	3.90	3.90	3.60	0.30	7	6,350	23,025.00	5.40	3.20
ALUMEX PLC	14.00	14.00	14.20	13.50	0.00	21	19,861	274,408.20	19.00	12.70
RICH PIERIS EXP	211.90	206.90	210.00	203.90	(5.00)	66	8,455	1,750,053.60	228.00	160.00

**WATCH LIST**

INDUSTRIAL ASPH.	375.00	375.00	308.00	305.00	0.00	4	30	9,162.00	410.00	273.90
------------------	--------	--------	--------	--------	------	---	----	----------	--------	--------

**PHARMACEUTICALS, BIOTECHNOLOGY & LI**

**WATCH LIST**

MORISONS	532.90	532.90	533.00	465.00	0.00	2	9	4,525.00	664.00	360.70
----------	--------	--------	--------	--------	------	---	---	----------	--------	--------

**REAL ESTATE**

**MAIN BOARD**

CARGO BOAT	69.00	70.00	70.00	69.00	1.00	10	13,025	903,725.00	90.90	63.50
COLOMBO CITY	749.80	730.00	730.00	730.00	(19.80)	1	646	471,580.00	999.00	611.00
COLOMBO LAND	15.00	14.80	15.30	14.80	(0.20)	19	9,634	144,217.00	23.00	14.20
LANKA REALTY	20.00	21.40	21.50	20.00	1.40	11	2,925	62,106.30	40.00	18.00
ON'ALLY	92.80	103.00	103.10	100.00	10.20	25	55,495	5,564,965.00	118.80	.00
OVERSEAS REALTY	16.50	16.00	16.60	15.80	(0.50)	25	7,081	114,620.10	18.80	15.30
R I L PROPERTY	6.90	6.70	6.90	6.70	(0.20)	19	41,347	283,335.30	7.90	6.60
SEYLAN DEVTS	10.50	11.00	11.40	10.30	0.50	31	35,486	388,589.50	14.90	10.00
YORK ARCADE	86.00	85.00	85.00	85.00	(1.00)	2	549	46,665.00	143.90	13.00

**DIRI SAVI BOARD**

C T LAND	28.30	28.10	28.70	28.00	(0.20)	12	1,649	46,757.00	63.90	26.20
EQUITY TWO PLC	48.00	50.10	55.20	50.10	2.10	24	928	50,185.60	77.80	42.00
MILLENNIUM HOUSE	8.50	8.50	8.60	8.40	0.00	16	26,068	219,071.10	13.00	7.20

**WATCH LIST**

CITY HOUSING	4.70	4.50	4.90	4.50	(0.20)	17	7,647	35,920.60	7.00	4.00
EAST WEST	13.10	13.70	13.90	13.00	0.60	81	123,697	1,629,038.50	24.90	9.50
PDL	115.00	115.00	115.00	112.00	0.00	3	1,360	155,020.00	132.00	76.10

**Price changes during the week 17-12-2018 to 21-12-2018**

46

සතිය තුළ මිල වෙනස්වීම්

வாரத்துக்கான விலை அசைவுகள்

Company Name	Prv. Week's Close Price (Rs.)	Cur. Week's Close Price (Rs.)	Highest Price (Rs.)	Lowest Price (Rs.)	Change in Price During the week(Rs.)	Trade Volume (No.)	Share Volume (No.)	Turnover (Rs.)	52 Week Highest Price(Rs.)	52 Week Lowest Price(Rs.)
සමාගමේ නම	පෙර සතියේ සමාජන මිල	මේ සතියේ සමාජන මිල	ඉහළම මිල	පහළම මිල	සතිය තුළදී මිල වෙනස්වීම	ගනුදෙනු ප්‍රමාණය	කොටස් ප්‍රමාණය	පිරිවැටුම	සති 52 තුළ ඉහළම මිල	සති 52 තුළ අවම මිල
கம்பனி பெயர்	கடந்த வார நிறைவு விலை	இவ்வார நிறைவு விலை	உயர்ந்த விலை	குறைந்த விலை	வாரத்தின் விலை அசைவு	வியாபார அளவுகள்	அலகு அளவுகள்	புரள்வு	52வார உயர் விலை	52வார குறைந்த விலை

**RETAILING**

**MAIN BOARD**

AUTODROME	81.40	77.80	83.00	74.20	(3.60)	14	642	51,272.60	105.00	65.00
C M HOLDINGS	50.00	48.10	50.00	48.00	(1.90)	12	3,825	187,180.30	75.00	42.00
DIMO	342.40	343.50	350.00	336.00	1.10	31	1,509	526,243.00	500.00	325.40
EASTERN MERCHANT HUNTERS	4.40	4.20	4.30	4.10	(0.20)	9	12,799	54,335.80	6.40	3.90
SINGER SRI LANKA	400.00	400.00	401.00	401.00	0.00	1	5	2,005.00	510.00	341.00
UNITED MOTORS	29.80	29.40	29.50	28.60	(0.40)	5	270	7,900.00	45.00	28.00
UNITED MOTORS	75.00	75.00	76.00	75.00	0.00	5	5,109	383,233.00	87.40	70.10

**DIRI SAVI BOARD**

C.W.MACKIE	45.00	43.00	43.00	43.00	(2.00)	11	1,241	53,363.00	52.40	40.00
CEYLON TEA BRKRS	2.70	2.90	2.90	2.70	0.20	76	1,873,278	5,245,955.00	4.60	2.70
JOHN KEELLS	50.90	52.50	52.80	50.00	1.60	7	1,415	71,041.00	70.00	48.00

**WATCH LIST**

ODEL PLC	29.20	27.30	30.00	27.30	(1.90)	23	3,261	92,446.00	32.50	20.90
----------	-------	-------	-------	-------	--------	----	-------	-----------	-------	-------

**TELECOMMUNICATION SERVICES**

**MAIN BOARD**

DIALOG	10.30	10.00	10.60	9.90	(0.30)	866	13,767,400	137,725,935.00	14.80	9.90
SLT	21.30	21.50	22.00	20.90	0.20	42	12,619	270,374.80	30.00	18.90

**TRANSPORTATION**

**MAIN BOARD**

EXPOLANKA	4.20	4.10	4.20	4.00	(0.10)	97	1,610,313	6,596,572.40	5.80	3.80
-----------	------	------	------	------	--------	----	-----------	--------------	------	------

**UTILITIES**

**MAIN BOARD**

LVL ENERGY	8.00	8.00	8.40	8.00	0.00	36	145,775	1,169,242.00	10.50	7.30
PANASIAN POWER	3.10	3.10	3.10	3.00	0.00	43	409,416	1,229,689.30	3.50	2.60
RESUS ENERGY	22.50	22.50	23.40	22.50	0.00	4	10,103	227,410.20	25.00	17.10
VALLIBEL	6.50	6.40	6.50	6.40	(0.10)	63	125,101	803,522.40	7.80	6.30
VIDULLANKA	4.50	4.80	4.90	4.70	0.30	6	2,331	11,168.90	5.40	4.10

**WATCH LIST**

LOTUS HYDRO	4.90	4.50	4.90	4.50	(0.40)	26	18,093	82,656.10	6.00	4.20
-------------	------	------	------	------	--------	----	--------	-----------	------	------

**GICS Industry Group Statistics**

GICS ක්ෂේත්‍ර සමූහයන්හි සංඛ්‍යා දත්ත

GICS துறைத் தொகுதி புள்ளிவிபரங்கள்

Industry Group	Market capitalization	Turnover		Trades (No.)	PER	PBV	DY Companies		Companies Listed
ක්ෂේත්‍ර සමූහය	වෙළෙඳපොළ ප්‍රාග්ධනීකරණය	වටිනාකම	ප්‍රමාණය	ගනුදෙනු	මිල ඉපයුම් අනුපාතය	මිල පොත් අගයෙහි අනුපාතයක් ලෙස	ලාභාංශ ඵලදාව	ගනුදෙනු වූ සමාගම්	ලැයිස්තුගත සමාගම්
துறைத் தொகுதி	சந்தை முதலாக்கம்	பெறுமதி	அளவு	வியாபாரம்	விலை உழைப்பு வீகீதம்	விலை புத்தகப் பெறுமதி	பங்குலாப விளைவு	வியாபாரம் நிறைவுற்ற கம்பனிகள்	பட்டியல் படுத்தப்பட்ட கம்பனிகள்
AUTOMOBILES & COMPONENTS	3,031,080,000.00	126,939.70	3,590.00	22	4.70	.58	7.1	1	1
BANKS	408,961,295,603.20	1,696,880,250.70	13,630,869.00	1,508	6.00	.81	2.58	12	16
CAPITAL GOODS	437,114,831,018.20	3,949,468,814.70	30,616,892.00	2,007	10.96	.84	3.72	24	31
COMMERCIAL & PROFESSIONAL SERVICES	3,068,632,991.00	64,144.50	412.00	23	N/A	.97	.11	2	5
CONSUMER DURABLES & APPAREL	38,702,116,583.10	15,066,712.10	827,930.00	348	25.41	1.03	1.9	11	14
CONSUMER SERVICES	118,906,494,927.20	10,821,433.00	943,773.00	454	66.33	1.63	.99	31	39
DIVERSIFIED FINANCIALS	238,834,237,816.60	32,399,299.00	9,828,369.00	1,329	5.30	.81	3.01	40	53
ENERGY	20,133,811,389.30	8,516,482.60	364,378.00	306	N/A	1.00	1.72	2	3
FOOD & STAPLES RETAILING	88,071,626,585.70	3,385,140.90	959,369.00	91	15.12	2.17	2.96	3	5
FOOD, BEVERAGE & TOBACCO	799,695,271,063.60	300,817,659.00	4,118,661.00	1,202	15.57	2.48	3.1	43	55
HEALTH CARE EQUIPMENT & SERVICES	49,010,960,692.30	3,398,887.50	1,064,078.00	142	15.37	1.79	3.65	8	10
HOUSEHOLD & PERSONAL PRODUCTS	5,557,991,934.10	597,962.50	52,855.00	16	13.69	1.83	2.26	1	2
INSURANCE	151,955,215,686.50	2,244,992,844.30	72,335,420.00	1,254	4.23	1.68	3.05	10	11
MATERIALS	57,351,415,907.10	32,392,934.50	1,014,219.00	775	7.04	.90	8.36	15	22
PHARMACEUTICALS, BIOTECHNOLOGY & LIFE SCIENCE	4,992,226,650.00	4,525.00	9.00	2	4.74	1.44	2.21	1	2
REAL ESTATE	53,918,796,074.90	10,115,796.00	327,537.00	296	4.99	.56	4.41	15	20
RETAILING	41,169,108,674.30	6,674,974.70	1,903,354.00	194	15.37	.68	5.29	11	12
TELECOMMUNICATION SERVICES	122,685,407,571.50	137,996,309.80	13,780,019.00	908	7.64	.87	4.45	2	2
TRANSPORTATION	8,227,387,754.00	6,596,572.40	1,610,313.00	97	20.30	.74	3.57	1	2
UTILITIES	16,932,279,848.00	3,523,688.90	710,819.00	178	8.72	2.10	4.96	6	6

**GICS Industry Group Wise Top 5 Gainers for the week /**

සතිස තුළ ඉහළ මිලින් වර්තා කළ සමාගම් අතර ප්‍රමුඛතම සමාගම් 05 (කර්මාන්ත සමූහයන් වශයෙන්) /

வாரத்தில் துறையடிப்படையில் முதல் 5 சிறந்த ஆதாயமீட்டிய பிணையங்கள்

MATERIALS				CAPITAL GOODS			
Company Name සමාගමේ නම கம்பனி பெயர்	Current Close Price (Rs.) වත්මන් සමාජන මිල	Previous Close Price (Rs.) පෙර සමාජන	Change වෙනස %	Company Name සමාගමේ නම கம்பனி பெயர்	Current Close Price (Rs.) වත්මන් සමාජන මිල	Previous Close Price (Rs.) පෙර සමාජන	Change වෙනස %
	தற்போதைய நிறைவு விலை	முன்னைய நிறைவு விலை	அசைவு %		தற்போதைய நிறைவு விலை	முன்னைய நிறைவு விலை	அசைவு %
AGSTAR PLC	3.90	3.60	8.33	LANKEM CEYLON	25.90	25.10	3.19
CIC[CIC.X0000]	31.20	30.10	3.65	RENUKA HOLDINGS	16.50	16.00	3.13
CIC	41.30	40.10	2.99	ALUFAB	17.40	16.90	2.96
TOKYO CEMENT	25.60	25.40	.79	SOFTLOGIC	20.60	20.10	2.49
				ACL	36.90	36.40	1.37
COMMERCIAL & PROFESSIONAL SERVICES				CONSUMER DURABLES & APPAREL			
Company Name සමාගමේ නම கம்பனி பெயர்	Current Close Price (Rs.) වත්මන් සමාජන මිල	Previous Close Price (Rs.) පෙර සමාජන	Change වෙනස %	Company Name සමාගමේ නම கம்பனி பெயர்	Current Close Price (Rs.) වත්මන් සමාජන මිල	Previous Close Price (Rs.) පෙර සමාජන	Change වෙනස %
	தற்போதைய நிறைவு விலை	முன்னைய நிறைவு விலை	அசைவு %		தற்போதைய நிறைவு விலை	முன்னைய நிறைவு விலை	அசைவு %
LAKE HOUSE PRIN.	162.90	138.70	17.45	BLUE DIAMONDS[BLUE.X0000]	.30	.20	50.00
				BLUE DIAMONDS	.60	.50	20.00
				DANKOTUWA PORCEL	6.30	6.20	1.61
CONSUMER SERVICES				RETAILING			
Company Name සමාගමේ නම கம்பனி பெயர்	Current Close Price (Rs.) වත්මන් සමාජන මිල	Previous Close Price (Rs.) පෙර සමාජන	Change වෙනස %	Company Name සමාගමේ නම கம்பனி பெயர்	Current Close Price (Rs.) වත්මන් සමාජන මිල	Previous Close Price (Rs.) පෙර සමාජන	Change වෙනස %
	தற்போதைய நிறைவு விலை	முன்னைய நிறைவு விலை	அசைவு %		தற்போதைய நிறைவு விலை	முன்னைய நிறைவு விலை	அசைவு %
RENUKA CITY HOT.	265.00	236.20	12.19	CEYLON TEA BRKRS	2.90	2.70	7.41
PEGASUS HOTELS	23.00	21.60	6.48	JOHN KEELLS	52.50	50.90	3.14
BANSEI RESORTS	6.20	6.00	3.33	DIMO	343.50	342.40	.32
CITRUS HIKKADUWA	3.90	3.80	2.63				
HOTEL SIGIRIYA	54.00	52.70	2.47				
FOOD & STAPLES RETAILING				FOOD, BEVERAGE & TOBACCO			
Company Name සමාගමේ නම கம்பனி பெயர்	Current Close Price (Rs.) වත්මන් සමාජන මිල	Previous Close Price (Rs.) පෙර සමාජන	Change වෙනස %	Company Name සමාගමේ නම கம்பனி பெயர்	Current Close Price (Rs.) වත්මන් සමාජන මිල	Previous Close Price (Rs.) පෙර සමාජන	Change වෙනස %
	தற்போதைய நிறைவு விலை	முன்னைய நிறைவு விலை	அசைவு %		தற்போதைய நிறைவு விலை	முன்னைய நிறைவு விலை	அசைவு %
C T HOLDINGS	170.50	165.00	3.33	TEA SMALLHOLDER	26.00	23.00	13.04
				HORANA	15.00	14.00	7.14
				KOTAGALA	7.50	7.10	5.63
				RAIGAM SALTERNS	2.00	1.90	5.26
				BALANGODA (+)	12.20	11.70	4.27
HEALTH CARE EQUIPMENT & SERVICES				BANKS			
Company Name සමාගමේ නම கம்பனி பெயர்	Current Close Price (Rs.) වත්මන් සමාජන මිල	Previous Close Price (Rs.) පෙර සමාජන	Change වෙනස %	Company Name සමාගමේ නම கம்பனி பெயர்	Current Close Price (Rs.) වත්මන් සමාජන මිල	Previous Close Price (Rs.) පෙර සමාජන	Change වෙනස %
	தற்போதைய நிறைவு விலை	முன்னைய நிறைவு விலை	அசைவு %		தற்போதைய நிறைவு விலை	முன்னைய நிறைவு விலை	அசைவு %
MULLERS	.70	.60	16.67	UNION BANK (+)	11.50	11.10	3.60
SINGHE HOSPITALS	1.40	1.30	7.69	PAN ASIA (+)	14.90	14.50	2.76
DURDANS	75.00	74.90	.13	SANASA DEV. BANK (+)	74.90	74.10	1.08



**GICS Industry Group Wise Top 5 Gainers for the week /**

සති 5 තුළ ඉහළ මිලින් වර්තමාන කළ සමාගම් අතර ප්‍රමුඛතම සමාගම් 05 (කර්මාන්ත සමූහයන් වශයෙන්) /

வாரத்தில் துறையடிப்படையில் முதல் 5 சிறந்த ஆதாயமீட்டிய பிணையங்கள்

DIVERSIFIED FINANCIALS			
Company Name සමාගමේ නම கம்பனி பெயர்	Current Close Price (Rs.) වත්මන් සමාජිත මිල	Previous Close Price (Rs.) පෙර සමාජිත	Change වෙනස %
	தற்போதைய நிறைவு விலை	முன்னைய நிறைவு விலை	அசைவு %
S M B LEASING[SEMB.X0000] (+)	.30	.20	50.00
SOFTLOGIC FIN	26.40	24.50	7.76
ASIA SIYAKA	2.10	2.00	5.00
THE FINANCE CO.	2.10	2.00	5.00
BIMPUTH FINANCE	32.30	31.00	4.19

INSURANCE			
Company Name සමාගමේ නම கம்பனி பெயர்	Current Close Price (Rs.) වත්මන් සමාජිත මිල	Previous Close Price (Rs.) පෙර සමාජිත	Change වෙනස %
	தற்போதைய நிறைவு விலை	முன்னைய நிறைவு விலை	அசைவு %
AMANA TAKAFUL (+)	6.60	6.50	1.54
HNB ASSURANCE (+)	126.00	125.50	.40

TELECOMMUNICATION SERVICES			
Company Name සමාගමේ නම கம்பனி பெயர்	Current Close Price (Rs.) වත්මන් සමාජිත මිල	Previous Close Price (Rs.) පෙර සමාජිත	Change වෙනස %
	தற்போதைய நிறைவு விலை	முன்னைய நிறைவு விலை	அசைவு %
SLT (+)	21.50	21.30	.94

UTILITIES			
Company Name සමාගමේ නම கம்பனி பெயர்	Current Close Price (Rs.) වත්මන් සමාජිත මිල	Previous Close Price (Rs.) පෙර සමාජිත	Change වෙනස %
	தற்போதைய நிறைவு விலை	முன்னைய நிறைவு விலை	அசைவு %
VIDULLANKA	4.80	4.50	6.67

REAL ESTATE			
Company Name සමාගමේ නම கம்பனி பெயர்	Current Close Price (Rs.) වත්මන් සමාජිත මිල	Previous Close Price (Rs.) පෙර සමාජිත	Change වෙනස %
	தற்போதைய நிறைவு விலை	முன்னைய நிறைவு விலை	அசைவு %
ON'ALLY	103.00	92.80	10.99
LANKA REALTY	21.40	20.00	7.00
SEYLAN DEVTS (+)	11.00	10.50	4.76
EAST WEST	13.70	13.10	4.58
EQUITY TWO PLC	50.10	48.00	4.38

**GICS Industry Group Wise Top 5 Losers for the week /**

මිල ගණන් පහළ ගිය සමාගම් අතර ප්‍රමුඛතම සමාගම් 05 (කර්මාන්ත සමූහයන් වශයෙන්)

வாரத்தில் துறையடிப்படையில் முதல் 5 மதிப்பிழந்த பிணையங்கள்

ENERGY			
Company Name සමාගමේ නම கம்பனி பெயர்	Current Close Price (Rs.) වත්මන් සමාජිත මිල	Previous Close Price (Rs.) පෙර සමාජිත	Change (%) වෙනස %
	தற்போதைய நிறைவு விலை	முன்னைய நிறைவு விலை	அசைவு %
LAUGFS GAS	18.80	19.00	- 1.05
LANKA IOC	24.50	24.60	- .41

MATERIALS			
Company Name සමාගමේ නම கம்பனி பெயர்	Current Close Price (Rs.) වත්මන් සමාජිත මිල	Previous Close Price (Rs.) පෙර සමාජිත	Change (%) වෙනස %
	தற்போதைய நிறைவு விலை	முன்னைய நிறைவு விலை	அசைவு %
ACME	4.40	4.60	- 4.35
HAYCARB	130.00	134.90	- 3.63
RICH PIERIS EXP	206.90	211.90	- 2.36
SWISSTEK	40.20	40.90	- 1.71
CHEVRON (+)	72.00	73.10	- 1.50

CAPITAL GOODS			
Company Name සමාගමේ නම கம்பனி பெயர்	Current Close Price (Rs.) වත්මන් සමාජිත මිල	Previous Close Price (Rs.) පෙර සමාජිත	Change (%) වෙනස %
	தற்போதைய நிறைவு விலை	முன்னைய நிறைவு விலை	அசைவு %
SERENDIB ENG.GRP	6.10	6.50	- 6.15
ACCESS ENG SL	14.30	15.10	- 5.30
FORT LAND	14.90	15.30	- 2.61
JKH	157.00	160.50	- 2.18

**GICS Industry Group Wise Top 5 Losers for the week /**

மேல்கண் பக்க 50-51-ல் உள்ளது. 05 (காலாந்த சமூகசன வகைசன)

வாரத்தில் துறையடிப்படையில் முதல் 5 மதிப்பிழந்த பிணையங்கள்

**CAPITAL GOODS**

Company Name சமூகசன கம்பனி பெயர்	Current Close Price (Rs.) வந்தன சமூகசன தற்போதைய நிறைவு விலை	Previous Close Price (Rs.) சேர் சமூகசன முன்னைய நிறைவு விலை	Change (%) வகைசன % அகைசவு %
LANKA WALLTILE	70.60	72.00	- 1.94

**TRANSPORTATION**

Company Name சமூகசன கம்பனி பெயர்	Current Close Price (Rs.) வந்தன சமூகசன தற்போதைய நிறைவு விலை	Previous Close Price (Rs.) சேர் சமூகசன முன்னைய நிறைவு விலை	Change (%) வகைசன % அகைசவு %
EXPOLANKA	4.10	4.20	- 2.38

**AUTOMOBILES & COMPONENTS**

Company Name சமூகசன கம்பனி பெயர்	Current Close Price (Rs.) வந்தன சமூகசன தற்போதைய நிறைவு விலை	Previous Close Price (Rs.) சேர் சமூகசன முன்னைய நிறைவு விலை	Change (%) வகைசன % அகைசவு %
KELANI TYRES	35.20	36.80	- 4.35

**CONSUMER DURABLES & APPAREL**

Company Name சமூகசன கம்பனி பெயர்	Current Close Price (Rs.) வந்தன சமூகசன தற்போதைய நிறைவு விலை	Previous Close Price (Rs.) சேர் சமூகசன முன்னைய நிறைவு விலை	Change (%) வகைசன % அகைசவு %
ABANS	58.30	60.50	- 3.64
REGNIS (+)	70.00	72.00	- 2.78
AMBEON HOLDINGS	11.10	11.20	- .89
HAYLEYS FIBRE	74.60	75.00	- .53
SINGER IND. (+)	64.00	64.30	- .47

**CONSUMER SERVICES**

Company Name சமூகசன கம்பனி பெயர்	Current Close Price (Rs.) வந்தன சமூகசன தற்போதைய நிறைவு விலை	Previous Close Price (Rs.) சேர் சமூகசன முன்னைய நிறைவு விலை	Change (%) வகைசன % அகைசவு %
AMAYA LEISURE	37.70	42.70	- 11.71
ANILANA HOTELS	1.20	1.30	- 7.69
CITRUS WASKADUWA	2.50	2.70	- 7.41
MAHAWELI REACH	12.80	13.60	- 5.88
KINGSBURY	14.50	15.00	- 3.33

**RETAILING**

Company Name சமூகசன கம்பனி பெயர்	Current Close Price (Rs.) வந்தன சமூகசன தற்போதைய நிறைவு விலை	Previous Close Price (Rs.) சேர் சமூகசன முன்னைய நிறைவு விலை	Change (%) வகைசன % அகைசவு %
ODEL PLC	27.30	29.20	- 6.51
EASTERN MERCHANT	4.20	4.40	- 4.55
C.W.MACKIE	43.00	45.00	- 4.44
AUTODROME	77.80	81.40	- 4.42
C M HOLDINGS	48.10	50.00	- 3.80

**FOOD & STAPLES RETAILING**

Company Name சமூகசன கம்பனி பெயர்	Current Close Price (Rs.) வந்தன சமூகசன தற்போதைய நிறைவு விலை	Previous Close Price (Rs.) சேர் சமூகசன முன்னைய நிறைவு விலை	Change (%) வகைசன % அகைசவு %
TESS AGRO[TESS.X0000]	.40	.50	- 20.00
TESS AGRO	.50	.60	- 16.67

**FOOD, BEVERAGE & TOBACCO**

Company Name சமூகசன கம்பனி பெயர்	Current Close Price (Rs.) வந்தன சமூகசன தற்போதைய நிறைவு விலை	Previous Close Price (Rs.) சேர் சமூகசன முன்னைய நிறைவு விலை	Change (%) வகைசன % அகைசவு %
LMF	130.00	140.00	- 7.14
KEGALLE	55.00	59.00	- 6.78
ELPITIYA	18.80	19.80	- 5.05
HAPUGASTENNE (+)	16.00	16.80	- 4.76
HVA FOODS	4.20	4.40	- 4.55

**HOUSEHOLD & PERSONAL PRODUCTS**

Company Name சமூகசன கம்பனி பெயர்	Current Close Price (Rs.) வந்தன சமூகசன தற்போதைய நிறைவு விலை	Previous Close Price (Rs.) சேர் சமூகசன முன்னைய நிறைவு விலை	Change (%) வகைசன % அகைசவு %
BPPL HOLDINGS	11.30	12.00	- 5.83

**HEALTH CARE EQUIPMENT & SERVICES**

Company Name சமூகசன கம்பனி பெயர்	Current Close Price (Rs.) வந்தன சமூகசன தற்போதைய நிறைவு விலை	Previous Close Price (Rs.) சேர் சமூகசன முன்னைய நிறைவு விலை	Change (%) வகைசன % அகைசவு %
E - CHANNELLING	4.30	4.70	- 8.51
LANKA HOSPITALS (+)	39.40	41.60	- 5.29
ASIRI	22.10	22.90	- 3.49
NAWALOKA	4.40	4.50	- 2.22

**BANKS**

**BANKS**

**BANKS**

**GICS Industry Group Wise Top 5 Losers for the week /**

மேல்கூறிய பட்டியலில் 51 சமூகமே ஈழப் பத்திரிகை சமூகமே 05 (கூறிய சமூகமே வகைகள்)

வாரத்தில் துறையடிப்படையில் முதல் 5 மதிப்பிழந்த பிணையங்கள்

**BANKS**

Company Name சமூகமே ஈழ கம்பனி பெயர்	Current Close Price (Rs.) வந்த சமூகமே தற்போதைய நிறைவு விலை	Previous Close Price (Rs.) பேர் சமூகமே (முன்னைய நிறைவு விலை)	Change (%) வேகம் % அசைவு %
SEYLAN BANK (+)	78.10	82.50	- 5.33
SEYLAN BANK[SEYB.X0000] (+)	45.10	47.00	- 4.04
HDFC (+)	26.00	27.00	- 3.70
DFCC BANK PLC	90.00	92.00	- 2.17
NATIONS TRUST (+)	88.10	90.00	- 2.11

**DIVERSIFIED FINANCIALS**

Company Name சமூகமே ஈழ கம்பனி பெயர்	Current Close Price (Rs.) வந்த சமூகமே தற்போதைய நிறைவு விலை	Previous Close Price (Rs.) பேர் சமூகமே (முன்னைய நிறைவு விலை)	Change (%) வேகம் % அசைவு %
DUNAMIS CAPITAL	37.60	42.00	- 10.48
RENUKA CAPITAL	4.00	4.30	- 6.98
ARPICO	150.00	160.00	- 6.25
FIRST CAPITAL	30.00	31.30	- 4.15
CDB[CDB.X0000]	70.20	72.90	- 3.70

**INSURANCE**

Company Name சமூகமே ஈழ கம்பனி பெயர்	Current Close Price (Rs.) வந்த சமூகமே தற்போதைய நிறைவு விலை	Previous Close Price (Rs.) பேர் சமூகமே (முன்னைய நிறைவு விலை)	Change (%) வேகம் % அசைவு %
AMANA LIFE (+)	9.10	11.80	- 22.88
A I A INSURANCE (+)	1,703.80	1,826.50	- 6.72
PEOPLE'S INS (+)	19.00	19.80	- 4.04
ARPICO INSURANCE (+)	18.30	19.00	- 3.68
Softlogic Life (+)	36.60	37.90	- 3.43

**TELECOMMUNICATION SERVICES**

Company Name சமூகமே ஈழ கம்பனி பெயர்	Current Close Price (Rs.) வந்த சமூகமே தற்போதைய நிறைவு விலை	Previous Close Price (Rs.) பேர் சமூகமே (முன்னைய நிறைவு விலை)	Change (%) வேகம் % அசைவு %
DIALOG (+)	10.00	10.30	- 2.91

**UTILITIES**

Company Name சமூகமே ஈழ கம்பனி பெயர்	Current Close Price (Rs.) வந்த சமூகமே தற்போதைய நிறைவு விலை	Previous Close Price (Rs.) பேர் சமூகமே (முன்னைய நிறைவு விலை)	Change (%) வேகம் % அசைவு %
LOTUS HYDRO	4.50	4.90	- 8.16
VALLIBEL	6.40	6.50	- 1.54

**REAL ESTATE**

Company Name சமூகமே ஈழ கம்பனி பெயர்	Current Close Price (Rs.) வந்த சமூகமே தற்போதைய நிறைவு விலை	Previous Close Price (Rs.) பேர் சமூகமே (முன்னைய நிறைவு விலை)	Change (%) வேகம் % அசைவு %
CITY HOUSING	4.50	4.70	- 4.26
OVERSEAS REALTY (+)	16.00	16.50	- 3.03
R I L PROPERTY	6.70	6.90	- 2.90
COLOMBO CITY	730.00	749.80	- 2.64
COLOMBO LAND (+)	14.80	15.00	- 1.33

Daily Movements Corporate Debt on 21-12-2018

நிசமீத டீலிங் டிஸ்கவெரி செய்து கொடுக்கப்பட்டுள்ள பின்புலம்  
 தினசரி தனியார்துறைக் கட்டண்களின் அளவுகள்

Company Name	Code	Date	Coupon Rate	Tom (Rs.)	Spot (Rs.)	Coupon Frequency	Issued Date	Maturity Date	Next Int. Due Date	Quantity Issued	Par Value (Rs.)
சுமாதெ னை	கூடு	திகதி	கூலிதானி அளவு	புலி பலகை	புலி பலகை	கூலி வகை	கூலி திகதி	கூலி திகதி	கூலி திகதி	கூலி அளவு	கூலி மதிப்பு

**BANKS**

COMMERCIAL BANK	COMB/BD/27/10/26-C2359-12.25		12.25	100	100	2	28/10/16	27/10/26	26/04/19	19282000	100
COMMERCIAL BANK	COMB/BD/22/07/28-C2405-12.5		12.5	100	100	2	23/07/18	22/07/28	22/01/19	16061600	100
COMMERCIAL BANK	COMB/BD/22/07/23-C2404-12		12	100	100	2	23/07/18	22/07/23	22/01/19	83938400	100
COMMERCIAL BANK	COMB/BD/27/10/21-C2360-12	13-06-2018	12	100	102.6572	2	28/10/16	27/10/21	26/04/19	50718000	100
COMMERCIAL BANK	COMB/BD/08/03/26-C2342-11.25	17-12-2018	11.25	100	100	2	09/03/16	08/03/26	07/03/19	17490900	100
COMMERCIAL BANK	COMB/BD/08/03/21-C2341-10.75	27-07-2017	10.75	100	81.4	2	09/03/16	08/03/21	07/03/19	44303400	100
DFCC BANK PLC	DFCC/BD/29/03/23-C2393-12.6	09-04-2018	12.6	100.05	100	1	29/03/18	29/03/23	28/03/19	29134700	100
DFCC BANK PLC	DFCC/BD/18/03/19-C2345-10.625	30-08-2018	10.625	99.534	99.1795	1	18/03/16	18/03/19	16/03/19	53154500	100
DFCC BANK PLC	DFCC/BD/09/11/23-C2367-12.75	29-03-2017	12.75	100	100	1	09/11/16	09/11/23	07/11/19	60431400	100
DFCC BANK PLC	DFCC/BD/09/11/21-C2366-12.15		12.15	100	100	1	09/11/16	09/11/21	07/11/19	9568600	100
DFCC BANK PLC	DFCC/BD/29/03/25-C2394-13		13	100	100	1	29/03/18	29/03/25	28/03/19	40865300	100
HDFC	HDFC/BD/20/11/25-C2330-12		12	100	100	1	20/11/15	20/11/25	19/11/19	14087700	100
HDFC	HDFC/BD/20/11/20-C2331-10.5		10.5	100	100	2	20/11/15	20/11/20	19/05/19	20129900	100
HDFC	HDFC/BD/20/11/20-C2332		13.78	100	100	4	20/11/15	20/11/20	19/02/19	5782400	100
HNB	HNB/BD/01/11/23-C2361-13	16-11-2018	13	100	100	1	01/11/16	01/11/23	30/10/19	40000000	100
HNB	HNB/BD/01/11/21-C2362-11.75		11.75	100	100	1	01/11/16	01/11/21	30/10/19	20000000	100
HNB	HNB/BD/28/03/21-C2346-11.25	11-12-2018	11.25	89.4	100	1	28/03/16	28/03/21	27/03/19	70000000	100
HNB	HNB/BD/14/12/24-C2275-8.33		8.33	100	100	2	15/12/14	14/12/24	29/12/18	840400	100
HNB	HNB/BC/31/03/2100E			20.900	20.90039	0	25/05/07	31/03/21		5143445	100
HNB	HNB/BC/31/07/22B16.75		16.75	100	100	1	01/08/07	31/07/22	29/06/19	7000000	100
HNB	HNB/BC/31/03/2400F		14.676	14.67567		0	07/06/07	31/03/24		13628000	100
HNB	HNB/BC/04/09/21A11.5		11.5	100	100	2	05/09/11	04/09/21	29/12/18	20000000	100
HNB	HNB/BC/29/08/23A08	31-12-2014	8	70.131	82.2407	1	30/08/13	29/08/23	29/08/19	20000000	100
HNB	HNB/BD/14/12/19-C2274-7.75	08-12-2017	7.75	100	85	2	15/12/14	14/12/19	29/12/18	27572400	100
NAT. DEV. BANK	NDB/BD/24/06/20-C2309-9.4	21-05-2018	9.4	101.64	87	1	24/06/15	24/06/20	29/12/18	70000000	100
NAT. DEV. BANK	NDB/BD/24/06/20-C2308-0		0	63.814	63.8136	0	24/06/15	24/06/20		30000000	100
NAT. DEV. BANK	NDB/BC/19/12/25D14	08-01-2018	14	119.95	100.5	1	19/12/13	19/12/25	29/12/18	35904300	100
NAT. DEV. BANK	NDB/BC/19/12/23C13.9	26-05-2017	13.9	117.05	86	1	19/12/13	19/12/23	29/12/18	36379800	100
NATIONS TRUST	NTB/BD/20/04/23-C2401-13		13	100	100	1	20/04/18	20/04/23	19/04/19	12870000	100
NATIONS TRUST	NTB/BD/20/04/23-C2402-12.65		12.65	100	100	2	20/04/18	20/04/23	18/04/19	22130000	100
NATIONS TRUST	NTB/BD/08/11/21-C2365-12.65	28-11-2018	12.65	100	94.6	2	08/11/16	08/11/21	05/05/19	38858000	100
NATIONS TRUST	NTB/BD/08/11/21-C2364-12.8	29-03-2017	12.8	100	100	1	08/11/16	08/11/21	05/11/19	11117900	100
NATIONS TRUST	NTB/BD/08/11/21-C2363		11.25	100	100	2	08/11/16	08/11/21	05/05/19	24100	100
PAN ASIA	PABC/BD/29/09/19-C2312		11.665	100	100	2	29/09/15	29/09/19	27/03/19	8351812	100
PAN ASIA	PABC/BD/29/09/19-C2311-10	27-09-2018	10	100	100	2	29/09/15	29/09/19	27/03/19	18556741	100
PAN ASIA	PABC/BC/30/10/19B9.52	21-05-2018	9.5233	100	100	2	30/10/14	30/10/19	26/04/19	10880000	100

Daily Movements Corporate Debt on 21-12-2018

நிதிகளை உடனடி பிடிக்கக் கூடியவைகள்  
 தினசரி தனியார்துறைக் கட்டண்களின் அமைப்புகள்

Company Name	Code	Date	Coupon Rate	Tom (Rs.)	Spot (Rs.)	Coupon Frequency	Issued Date	Maturity Date	Next Int. Due Date	Quantity Issued	Par Value (Rs.)
சுமுகமே நம	சுமுகமே	திகதி	கூலிநீர் அளவு	பிடிக்க கூடிய	பிடிக்க கூடிய	பிடிக்க கூடிய	பிடிக்க கூடிய	பிடிக்க கூடிய	பிடிக்க கூடிய	பிடிக்க கூடிய	பிடிக்க கூடிய
கம்பனி பெயர்	குறியீடு	திகதி	வட்டி வீதம்	மறுதின பலகை	நிகழ்கால வட்டி	வட்டி வீத தடவைகள்	வழங்கல் திகதி	முதிர்ப்பு திகதி	அடுத்த வட்டி நிலுவை	வழங்கப்பட்ட அளவு	முகப் பெறுமதி
33											
PAN ASIA	PABC/BC/30/10/19A9.75	31-12-2014	9.75	99.937	100	1	30/10/14	30/10/19	26/10/19	19120000	100
SAMPATH	SAMP/BD/21/12/22-C2389-12.5		12.5	100	100	2	21/12/17	21/12/22	19/06/19	60000000	100
SAMPATH	SAMP/BD/20/03/23-C2390-12.5	24-05-2018	12.5	101.64	100	2	20/03/18	20/03/23	18/03/19	75000000	100
SAMPATH	SAMP/BD/10/06/21-C2353	16-02-2018	11.01	98.5	100	2	10/06/16	10/06/21	07/06/19	473500	100
SAMPATH	SAMP/BD/10/06/21-C2352-12.75	13-11-2018	12.75	99	100	1	10/06/16	10/06/21	08/06/19	59526500	100
SAMPATH	SAMP/BD/14/12/19-C2271-8.25	19-06-2018	8.25	94.664	90.2822	1	15/12/14	14/12/19	29/12/18	31765500	100
SAMPATH	SAMP/BD/14/12/19-C2273-8.1	07-03-2017	8.1	94.081	85	2	15/12/14	14/12/19	29/12/18	38234500	100
SAMPATH	SAMP/BD/18/11/20-C2328-9.9	17-10-2018	9.9	99.868	100	2	18/11/15	18/11/20	16/05/19	67412700	100
SAMPATH	SAMP/BD/18/11/20-C2329		11.24	100	100	2	18/11/15	18/11/20	16/05/19	2587300	100
SANASA DEV. BANK	SDB/BD/31/12/18-C2340-9.9		9.9	100	100	2	31/12/15	31/12/18	29/12/18	14380500	100
SANASA DEV. BANK	SDB/BD/31/12/20-C2339-10.3		10.3	100	100	2	31/12/15	31/12/20	29/12/18	5619500	100
SANASA DEV. BANK	SDB/BD/31/12/18-C2338-9.6		9.6	100	100	2	31/12/15	31/12/18	29/12/18	15973900	100
SANASA DEV. BANK	SDB/BD/31/12/20-C2337-10		10	100	100	2	31/12/15	31/12/20	29/12/18	4026100	100
SEYLAN BANK	SEYB/BD/29/03/25-C2396-13.2		13.2	100	100	2	29/03/18	29/03/25	27/03/19	7150000	100
SEYLAN BANK	SEYB/BD/29/03/28-C2397-13.5		13.5	100	100	2	29/03/18	29/03/28	27/03/19	16090000	100
SEYLAN BANK	SEYB/BD/29/03/23-C2395-12.85	09-04-2018	12.85	100.06	100	2	29/03/18	29/03/23	27/03/19	39100000	100
SEYLAN BANK	SEYB/BD/15/07/21-C2356		10.35	100	100	2	15/07/16	15/07/21	13/01/19	174000	100
SEYLAN BANK	SEYB/BD/22/12/20-C2277-8.6	30-03-2015	8.6	94.310	100	2	23/12/14	22/12/20	22/12/18	25055200	100
SEYLAN BANK	SEYB/BD/22/12/19-C2278-8.6	07-01-2015	8.6	99.986	100	1	23/12/14	22/12/19	22/12/18	18665200	100
SEYLAN BANK	SEYB/BD/22/12/19-C2279-8.35		8.35	100	100	2	23/12/14	22/12/19	22/12/18	300	100
SEYLAN BANK	SEYB/BD/22/12/20-C2280-8.75		8.75	100	100	1	23/12/14	22/12/20	22/12/18	3005200	100
SEYLAN BANK	SEYB/BD/15/07/23-C2354-13.75	17-12-2018	13.75	106.20	100	2	15/07/16	15/07/23	13/01/19	32722800	100
SEYLAN BANK	SEYB/BD/15/07/21-C2355-13	17-10-2018	13	100	100	2	15/07/16	15/07/21	13/01/19	17103200	100
<b>CAPITAL GOODS</b>											
ACCESS ENG SL	AEL/BD/18/11/20-C2324-10.25		10.25	100	100	2	18/11/15	18/11/20	16/05/19	49984100	100
ACCESS ENG SL	AEL/BD/17/11/23-C2325-10.95		10.95	100	100	2	18/11/15	17/11/23	16/05/19	5400	100
ACCESS ENG SL	AEL/BD/18/11/21-C2326-10.45		10.45	100	100	2	18/11/15	18/11/21	16/05/19	10300	100
ACCESS ENG SL	AEL/BD/18/11/22-C2327-10.72		10.72	100	100	2	18/11/15	18/11/22	16/05/19	200	100
HAYLEYS	HAYL/BD/06/03/19-C2296-7.6		7.6	100	100	2	06/03/15	06/03/19	05/03/19	4978700	100
HAYLEYS	HAYL/BD/06/03/20-C2297-7.85		7.85	100	100	2	06/03/15	06/03/20	05/03/19	15021300	100
HAYLEYS	HAYL/BD/31/05/19-C2349	16-11-2018	12.35	98.5	99	2	31/05/16	31/05/19	29/05/19	20000000	100
HAYLEYS	HAYL/BD/31/07/23-C2406-12.5		12.5	100	100	2	31/07/18	31/07/23	30/01/19	25257200	100
HAYLEYS	HAYL/BD/31/07/23-C2407		12.44	100	100	2	31/07/18	31/07/23	30/01/19	10011000	100
HEMAS	HHL/BC/29/04/19A11	21-12-2018	11	102.17	99.5	2	29/04/14	29/04/19	28/03/19	10000000	100

Daily Movements Corporate Debt on 21-12-2018

நிசமீத டீலிங் டாஸ்கீலிங் டாஸ்கீலிங் டாஸ்கீலிங்  
 தினசரி தனியார்துறைக் கட்டள்களின் அஸைவுகள்

Company Name	Code	Date	Coupon Rate	Tom (Rs.)	Spot (Rs.)	Coupon Frequency	Issued Date	Maturity Date	Next Int. Due Date	Quantity Issued	Par Value (Rs.)
ஊஸ்கீலிங் டாஸ்கீலிங்	ஊஸ்கீலிங்	டீலிங்	ஊஸ்கீலிங் டாஸ்கீலிங்	ஊஸ்கீலிங் டாஸ்கீலிங்	ஊஸ்கீலிங் டாஸ்கீலிங்	ஊஸ்கீலிங் டாஸ்கீலிங்	ஊஸ்கீலிங் டாஸ்கீலிங்	ஊஸ்கீலிங் டாஸ்கீலிங்	ஊஸ்கீலிங் டாஸ்கீலிங்	ஊஸ்கீலிங் டாஸ்கீலிங்	ஊஸ்கீலிங் டாஸ்கீலிங்
கம்பனி பெயர்	குறியீடு	திகதி	வட்டி வீதம்	மறுதின பலகை	நிகழ்கால வட்டி	வட்டி வீத தடவைகள்	வழங்கல் திகதி	முதிர்ப்பு திகதி	அடுத்த வட்டி நிலுவை	வழங்கப்பட்ட அளவு	முகப் பெறுமதி

**HOLDINGS**

MTD WALKERS	KAPI/BD/30/09/19-C2410-11.75	09-11-2018	11.75	100.03	100.0267	2	01/10/18	30/09/19	30/03/19	10629670	100
MTD WALKERS	KAPI/BD/30/09/20-C2411-12.25		12.25	100	100	2	01/10/18	30/09/20	30/03/19	8867200	100
RICHARD PIERIS	RICH/BC/16/05/19C11.25	10-12-2018	11.25	98.2	98.5	2	16/05/14	16/05/19	28/03/19	19250000	100

**DIVERSIFIED FINANCIALS**

ALLIANCE	ALLI/BD/29/12/19-C2287-9.35		9.35	100	100	1	29/12/14	29/12/19	28/12/18	8000000	100
ALLIANCE	ALLI/BD/29/12/18-C2288-9		9	100	100	1	29/12/14	29/12/18	28/12/18	2000000	100
CDB	CDB/BD/03/06/21-C2351		11.49	100	100	2	03/06/16	03/06/21	31/05/19	16300	100
CDB	CDB/BD/03/06/21-C2350-12.75	21-12-2018	12.75	99.825	99.9784	2	03/06/16	03/06/21	31/05/19	9983700	100
CDB	CDB/BD/27/03/23-C2391-14.2		14.2	100	100	1	28/03/18	27/03/23	27/03/19	9330100	100
CDB	CDB/BD/27/03/23-C2392-13.75	17-05-2018	13.75	99.956	100	2	28/03/18	27/03/23	26/03/19	10669900	100
CENTRAL FINANCE	CFIN/BD/01/06/19-C2300-9		9	100	100	2	01/06/15	01/06/19	29/12/18	5000000	100
CENTRAL FINANCE	CFIN/BD/01/06/20-C2302-9.52	11-08-2015	9.52	101.15	100	1	01/06/15	01/06/20	29/12/18	17500000	100
FIRST CAPITAL	CFVF/BC/12/03/19C14	14-08-2014	14	100	110.3374	1	12/03/14	12/03/19	29/12/18	1854000	100
COMM LEASE & FIN	CLC/BD/21/07/20-C2310-9.75	13-10-2017	9.75	100.67	100	1	21/07/15	21/07/20	29/12/18	50000000	100
COM.CREDIT	COCR/BD/10/12/20-C2335-10.4		10.4	100	100	2	10/12/15	10/12/20	07/06/19	17499900	100
COM.CREDIT	COCR/BD/01/06/20-C2299-10.5	23-05-2018	10.5	99	100	4	01/06/15	01/06/20	28/12/18	10000000	100
COM.CREDIT	COCR/BD/10/12/20-C2336		11.51	100	100	2	10/12/15	10/12/20	07/06/19	2500100	100
SOFTLOGIC FIN	CRL/BC/29/08/19A10	11-10-2018	10	100	100	4	29/08/14	29/08/19	28/12/18	9498700	100
SOFTLOGIC FIN	CRL/BC/29/08/19B7.69	06-06-2018	10.06	100	100	4	29/08/14	29/08/19	28/12/18	4501300	100
DUNAMIS CAPITAL	CSEC/BC/05/08/19A12.5	21-12-2018	12.5	99.973	100.1556	1	05/08/14	05/08/19	29/12/18	10000000	100
DUNAMIS CAPITAL	CSEC/BD/04/12/20-C2333-10.5	21-12-2018	10.5	94.668	96.6302	2	04/12/15	04/12/20	03/06/19	9989500	100
DUNAMIS CAPITAL	CSEC/BD/04/12/20-C2334		12	100	100	2	04/12/15	04/12/20	03/06/19	10500	100
LB FINANCE	LFIN/BD/11/12/22-C2387-12.75		12.75	100	100	2	11/12/17	11/12/22	10/06/19	10000000	100
LB FINANCE	LFIN/BD/11/12/22-C2388-13.25	14-12-2018	13.25	100	90	2	11/12/17	11/12/22	10/06/19	20000000	100
LOLC FINANCE	LOFC/BD/25/01/20-C2289-9.1		9.1	100	100	2	26/01/15	25/01/20	29/12/18	10300	100
LOLC FINANCE	LOFC/BD/25/01/20-C2290-9.25		9.25	100	100	1	26/01/15	25/01/20	29/12/18	47489100	100
LOLC FINANCE	LOFC/BD/25/01/20-C2291-9	18-04-2017	9	86.634	90.8351	4	26/01/15	25/01/20	28/12/18	2500600	100
LOLC FINANCE	LOFC/BD/31/07/23-C2408-14.75		14.75	100	100	2	31/07/18	31/07/23	30/01/19	17937993	100
LOLC FINANCE	LOFC/BD/31/07/23-C2409-0		0	49.83	49.83	0	31/07/18	31/07/23		14172200	100
L O L C HOLDINGS	LOLC/BD/24/11/19-C2269-9	25-07-2018	9	93.604	91	4	24/11/14	24/11/19	28/12/18	50000000	100
L O L C HOLDINGS	LOLC/BD/30/07/19-C2386-12.65		12.65	100	100	2	31/07/17	30/07/19	26/01/19	7500000	100
L O L C HOLDINGS	LOLC/BD/30/07/22-C2385-13	19-12-2018	13	99.965	100	2	31/07/17	30/07/22	26/01/19	20000000	100
MERCHANT BANK	MBSL/BD/02/05/22-C2382-15		15	100	100	1	03/05/17	02/05/22	01/05/19	8057600	100
MERCHANT BANK	MBSL/BD/02/05/22-C2381-14.5		14.5	100	100	2	03/05/17	02/05/22	01/05/19	11932300	100



Daily Movements Corporate Debt on 21-12-2018

நிதிகளை உடனடியாக மாற்றுவதற்கான சான்றிதழ்கள்  
 தினசரி தனியார்துறைக் கட்டுப்பாட்டின் அனுமதி

Company Name	Code	Date	Coupon Rate	Tom (Rs.)	Spot (Rs.)	Coupon Frequency	Issued Date	Maturity Date	Next Int. Due Date	Quantity Issued	Par Value (Rs.)
சுயமாக நல	கோடு	திகதி	ஈடுதொகை	பின்னாதி	இன்றைய	வார	தேதி	முடிவு	அடுத்த தேதி	வெளியீடு	மதிப்பு
MERCHANT BANK	MBSL/BD/02/05/22-C2380		12.83	100	100	2	03/05/17	02/05/22	01/05/19	10100	100
MERCHANT BANK	MBSL/BD/12/11/19-C2267-8.75		8.75	100	100	2	13/11/14	12/11/19	29/12/18	10902300	100
MERCHANT BANK	MBSL/BD/12/11/19-C2266-9	22-06-2015	9	97.350	100	1	13/11/14	12/11/19	29/12/18	9097700	100
ORIENT FINANCE	ORIN/BD/26/12/19-C2283-9.05		9.05	100	100	2	26/12/14	26/12/19	25/12/18	10000000	100
PEOPLES LEASING	PLC/BD/16/11/21-C2375-12.6	11-05-2018	12.6	100	99.9619	2	16/11/16	16/11/21	14/05/19	67986100	100
PEOPLES LEASING	PLC/BD/16/11/20-C2374-12.25	04-05-2018	12.25	100	100	2	16/11/16	16/11/20	14/05/19	6593500	100
PEOPLES LEASING	PLC/BD/16/11/19-C2373-11.9	04-05-2018	11.9	100	100	2	16/11/16	16/11/19	14/05/19	5420400	100
PEOPLES LEASING	PLC/BD/12/11/20-C2323-9.95		9.95	100	100	1	13/11/15	12/11/20	09/11/19	38242200	100
PEOPLES LEASING	PLC/BD/12/11/19-C2322-9.6		9.6	100	100	2	13/11/15	12/11/19	09/05/19	21757800	100
PEOPLES LEASING	PLC/BD/18/04/23-C2398-12.8		12.8	100	100	1	18/04/18	18/04/23	17/04/19	52954000	100
PEOPLES LEASING	PLC/BD/18/04/22-C2399-12.4		12.4	100	100	1	18/04/18	18/04/22	17/04/19	7046000	100
SENKADAGALA	SFCL/BD/09/11/20-C2368-13.75	23-11-2018	13.75	98.5	100	2	10/11/16	09/11/20	08/05/19	23509400	100
SENKADAGALA	SFCL/BD/09/11/19-C2369		11.49	100	100	2	10/11/16	09/11/19	08/05/19	100	100
SENKADAGALA	SFCL/BD/09/11/20-C2370		11.74	100	100	2	10/11/16	09/11/20	08/05/19	622700	100
SENKADAGALA	SFCL/BD/09/11/19-C2372-13.25		13.25	100	100	2	10/11/16	09/11/19	08/05/19	1895100	100
SINGER FINANCE	SFIN/BD/17/06/20-C2307-9.95		9.95	100	100	1	17/06/15	17/06/20	29/12/18	15000000	100
SINGER FINANCE	SFIN/BD/06/04/20-C2347-12	02-09-2016	12	100	100	2	06/04/16	06/04/20	05/04/19	5907000	100
SINGER FINANCE	SFIN/BD/06/04/19-C2348-11.5	02-01-2017	11.5	98.463	99.88	2	06/04/16	06/04/19	05/04/19	4093000	100
VALLIBEL FINANCE	VFIN/BC/20/02/19A14.75	16-10-2018	14.75	100	100	4	20/02/14	20/02/19	28/12/18	3507400	100
VALLIBEL FINANCE	VFIN/BC/20/02/19C15.5	11-12-2018	15.5	116.02	100	1	20/02/14	20/02/19	20/02/19	1294600	100
VALLIBEL FINANCE	VFIN/BC/20/02/19B15	18-04-2017	15	100	100	2	20/02/14	20/02/19	20/02/19	198000	100
VALLIBEL FINANCE	VFIN/BD/31/03/20-C2298-10.25	20-07-2016	10.25	100	99.2805	2	31/03/15	31/03/20	28/03/19	10000000	100
<b>FOOD, BEVERAGE &amp; TOBACCO</b>											
KOTAGALA	KOTA/BC/26/05/19B14.5	11-12-2018	14.5	102.67	100	2	27/05/14	26/05/19	29/12/18	2500000	100
KOTAGALA	KOTA/BC/26/05/20C14.75	17-12-2018	14.75	103.00	100	2	27/05/14	26/05/20	29/12/18	2500000	100
KOTAGALA	KOTA/BC/26/05/21D15	11-12-2018	15	103.28	100	2	27/05/14	26/05/21	29/12/18	2500000	100
LION BREWERY	LION/BD/08/12/19-C2270		7.85	100	100	2	08/12/14	08/12/19	28/03/19	20000000	100
<b>HEALTH CARE EQUIPMENT &amp; SERVICE</b>											
NAWALOKA	NHL/BC/30/09/21D14.35		14.35	100	100	4	30/09/13	30/09/21	28/12/18	1645500	100
NAWALOKA	NHL/BC/30/09/19B14.15	16-11-2015	14.15	100	111.8039	4	30/09/13	30/09/19	28/12/18	2696000	100
NAWALOKA	NHL/BC/30/09/23F14.45	19-12-2018	14.45	100	105	4	30/09/13	30/09/23	28/12/18	110600	100
NAWALOKA	NHL/BC/30/09/22E14.4		14.4	100	100	4	30/09/13	30/09/22	28/12/18	120000	100
<b>RETAILING</b>											
SINGER SRI LANKA	SINS/BD/15/03/19-C2343		10.1	100	100	2	15/03/16	15/03/19	14/03/19	15394400	100
SINGER SRI LANKA	SINS/BD/28/09/21-C2412-12		12	100	100	2	28/09/18	28/09/21	28/03/19	6568000	100
SINGER SRI LANKA	SINS/BD/15/03/19-C2344-10.5		10.5	100	100	2	15/03/16	15/03/19	14/03/19	4605600	100

**Daily Movements Corporate Debt on 21-12-2018**

56

நிசமீத டீனெடு ஊடுகமீக ஊடு ஊடுகமீக  
தினசரி தனியார்துறைக் கட்டுகளின் அசைவுகள்

Company Name	Code	Date	Coupon Rate	Tom (Rs.)	Spot (Rs.)	Coupon Frequency	Issued Date	Maturity Date	Next Int. Due Date	Quantity Issued	Par Value (Rs.)
ஊடுகமீக ஊடு	ஊடுகமீக	டீனெடு	ஊடுகமீக ஊடுகமீக	ஊடுகமீக ஊடுகமீக	ஊடுகமீக ஊடுகமீக	ஊடுகமீக ஊடுகமீக	ஊடுகமீக ஊடுகமீக	ஊடுகமீக ஊடுகமீக	ஊடுகமீக ஊடுகமீக	ஊடுகமீக ஊடுகமீக	ஊடுகமீக ஊடுகமீக
கம்பனி பெயர்	ஊடுகமீக	தினெடு	ஊடுகமீக ஊடுகமீக	ஊடுகமீக ஊடுகமீக	ஊடுகமீக ஊடுகமீக	ஊடுகமீக ஊடுகமீக	ஊடுகமீக ஊடுகமீக	ஊடுகமீக ஊடுகமீக	ஊடுகமீக ஊடுகமீக	ஊடுகமீக ஊடுகமீக	ஊடுகமீக ஊடுகமீக

**TELECOMMUNICATION SERVICE**

SLT	SLTL/BD/19/04/28-C2403-12.75		12.75	100	100	2	19/04/18	19/04/28	17/04/19	49240000	100
SLT	SLTL/BD/19/04/28-C2400-12.75		12.75	100	100	1	19/04/18	19/04/28	18/04/19	20760000	100



DEFINITIONS AND NOTES / திர்வென ஹாஸ்டென் / வரைவிலக்கணம் மற்றும் குறிப்புகள்					
V.W.A. Volume Weighted Average	பு. வ. சா புறமுகம் மன வர வடிகு சாலாழை	எ.நி.ச எண்ணிக்கை நிறையளிக்கப்பட்ட சராசரி	XD Excluding dividend	லாஹ-ஹர்	பங்கிலாபம் தவிரந்த
XC Excluding scrip issue	கோடீகர் கிஷுவல ஹர்	முதலாக்கல் தவிரந்த	XR Excluding rights	கிஷை ஹர்	உரிமைப்பங்கு தவிரந்த
DPS Dividends Per Share	கோடீகர் லாஹ-ஹ	பங்கொன்றிற்கான பங்கிலாபம்	EPS Earnings Per Share	கோடீகர் ஓபுடி	பங்கொன்றிற்கான உழைப்பு
BV Book Value	பொன் வலிவாகம்	விலை - புத்தக பெறுமதி	PP Partly Paid	கோடீகர் ஹெல லடி	பகுதிவாரியாக செலுத்தப்பட்டது
RM Remarks	ஹஸ்டென்	குறிப்புகள்	DY Dividend Yield	லாஹ-ஹ ஸ்டெல	பங்கிலாப விலைவு
PER Price Earnings Ratio	மீல ஓபுடி ஹுபாழை	விலை உழைப்பு விகிதம்	PBV Price to Book Value	பொன் வலிவாகமே மீல	விலை - புத்தக பெறுமதி
TF Tax Free	வெலிலீன் கிடிஹ	வாரி விலக்கழிக்கப்பட்டது	Prem Premium	ஹமீல	தவணைக்கட்டணம்
RCAPF Redeemable Cumulative Class 'A' Preference Stock	கிடிஹ கரண ஹகி ஹலிலிவ A ப-வியே வரகிய கோல	உயர் தர தெரிவை கோண்ட மீட்பு தெரிவுடைய மொத்த பங்குகள்	W Warrants	வலபு	பங்குஆணைப்பத்திரம்
X Non-Voting Shares	கிடிஹ கோடீகர்	வாக்குரிமைபற்ற பங்குகள்	RSD Redeemable Secured Debentures	கிடிஹ கரண ஹகி ஹகை	மீட்கத்தகு பாதுகாப்பான தொகுதிக்கடன்கள்
URD Unsecured Redeemable Debentures	வகைமீ ரகி ஹகை	பாதுகாப்பற்ற மீட்கத்தகு தொகுதிக்கடன்கள்	USRD Unsecured Subordinated Redeemable Debentures	வகைமீ ரகி ஹபுடைய கிடிஹ கரண ஹகி ஹகை	பாதுகாப்பற்ற கீழிலை மீட்கத்தகு தொகுதிக்கடன்கள்
GRD Guaranteed Redeemable Debentures	வகைமீ ஹகி கிடிஹ கரண ஹகி ஹகை	உத்தரவாதமளிக்கப்பட்ட தொகுதிக்கடன்கள்	CGRD Capital Guaranteed Redeemable Debentures	புரண்டிய ஹகி கரண ஹகி ஹகை	முலதனம் உத்தரவாதமளிக்கப்பட்ட தொகுதிக்கடன்கள்
RCCPS Redeemable Cumulative Convertible Preference Shares	கிடிஹ கரண ஹகி ஹலிலிவ பரீவரணய கல ஹகி வரகிய கோல	மீட்கத்தகு ஒன்றுதிரட்டிய மாற்றத்தகு முதன்மை பங்குகள்	DS Dealings Suspended	ஹபுடி மீல ஹகி ஹலிலிவ ஹகி	கொடுக்கல் வாங்கல்கள் இடைநிறுத்தப்பட்டுள்ளன
TS Trading Suspended	வெலிலீன் கிடிஹ ஹகி ஹலிலிவ ஹகி	வியாபாரம் - இடைநிறுத்தப்பட்டுள்ளது	TH Trading Halted	ஹபுடி கிடிஹ ஹகி ஹலிலிவ ஹகி ஹலிலிவ ஹகி	வியாபாரம் நிறுத்தப்பட்டுள்ளது
ANNA Annual Report	வாண்டி வரண	வருடாந்த கணக்கறிக்கை	MAIN BOARD	புடைய புவரூ	பிரதான பலகை
DIRI SAVI BOARD	கிடிஹ புவரூ	திரி சவி பலகை	DEFAULT BOARD	கடிகை புவரூ	மீழுவோர் பட்டியல் பலகை
BANKS FINANCE AND INSURANCE	வாஹு மீல ஹ ரணகை	வங்கி, நிதி மற்றும் காப்புறுதி	BEVERAGE FOOD AND TOBACCO	ஹகை, மீல ஹ ஹகை	உணவு, குடிபானம் மற்றும் புகையிலை
CHEMICALS AND PHARMACEUTICALS	ரணயன ஹல ஹ ஹகை	இரசாயனப் பொருட்களும், மருந்து வகையும்	CLOSED END FUNDS	ஹகை ஹகை ஹகை	முடிய நிதியங்கள்
CONSTRUCTION AND ENGINEERING	ஹகை மீல ஹ ஹகை	கட்டிடநிர்மாண மற்றும் பொறியியல் துறை	DIVERSIFIED HOLDINGS	மீலஹகை ஹகை	பன்முகப்படுத்தப்பட்ட வியாபாரத் துறைகள்
FOOTWEAR AND TEXTILES	பாலிஹ ஹ ஹகை ஹகை	பாதணி மற்றும் துணிவகைகள்	HEALTH CARE	ஹகை ஹகை	ககாதார பராமரிப்பு
HOTELS AND TRAVELS	ஹகை ஹ ஹகை	ஹகை ஹகை மற்றும் பிரயாணம்	INFORMATION TECHNOLOGY	ஹகை ஹகை ஹகை	தகவல் தொழில்நுட்பம்
INVESTMENT TRUSTS	ஹகை ஹகை ஹகை	முதலீடு நம்பிக்கைப் பொறுப்புக்கள்	LAND AND PROPERTY	ஹகை ஹகை	காணியும், ஆதனங்கள்
MANUFACTURING	ஹகை ஹகை	உற்பத்திகள்	MOTORS	ஹகை ஹகை	மோட்டார்
OIL PALMS	ஹகை ஹகை	ஹகை ஹகை	PLANTATIONS	ஹகை ஹகை	பெருந்தோட்டத்துறை
POWER AND ENERGY	ஹகை ஹகை ஹகை	மின் மற்றும் வலு	SERVICES	ஹகை ஹகை	சேவைகள்
STORES AND SUPPLIES	ஹகை ஹகை	களஞ்சியப்படுத்தல் மற்றும் வழங்கல்கள்	TELECOMMUNICATIONS	ஹகை ஹகை	தொலைத் தொடர்புத்துறை
TRADING	ஹபுடி	வியாபாரம்	(+) - December Companies	ஹகை ஹகை ஹகை ஹகை	(+) - ஹகை கம்பனிகள்

**DEFINITIONS AND NOTES / නිර්වචන හා සටහන් / வரைவிலக்கணம் மற்றும் குறிப்புகள்**

<p><b>Members &amp; Trading Members:</b> Eligible to trade securities through Automated Trading System (ATS) and Debt Trading System (DEX), and have participant status into the Central Depository System (CDS).</p>	<p>සාමාජිකයින් හා ගනුදෙනුකරන සාමාජිකයින් : ස්වයංක්‍රීය ගනුදෙනු පද්ධතිය හා ණය ගනුදෙනු පද්ධතිය ඔස්සේ සුරැකුම්පත් ගනුදෙනු කිරීමට හැකියාව ඇති මධ්‍යම තැන්පතු ක්‍රමය සාමාජික තත්වයට හිමිකම් කියන සාමාජිකයින්.</p>	<p><b>அங்கத்துவர்கள் மற்றும் வியாபார அங்கத்துவர்கள் :</b> தன்னியக்க வியாபார முறைமை மற்றும் கடன் பிணையங்கள் வியாபார முறைமைகளில் வியாபாரம் செய்யக் கூடிய அதிகாரத்தினைக் கொண்டிருப்பதுடன், மத்திய வைப்புத்திட்டத்தில் பங்குபற்றல் அனுமதியையும் கொண்ட பங்குத்தரகர் அமைப்புக்கள்</p>
<p><b>Entitlement Date:</b> Shareholder is not entitled to this dividend/rights/bonus issue beyond this date.</p>	<p>නම් කරන ලද දිනය : මෙම දිනයෙන් ඔබට කොටස් හිමියන්ට මෙම ලාභාංශ/හිමිකම්/පාරිභෝගික සඳහා හිමිකම් කිව නොහැක.</p>	<p>உரித்தாக்கல் திகதி: இத்திகதிக்கு அப்பால் வழங்கப்படும் பங்கிலாபம்/முதலாக்கல் செயலொழுங்கு/உரிமைவழங்கல் போன்றவற்றுக்கு உரிமைகள் இல்லை</p>
<p><b>All Share Price Index =</b> Price movement of all listed securities. (Base year - 1985).</p>	<p>සියලු කොටස් මිල දර්ශකය - සියලු ලැයිස්තුගත ඡන්ද බලය හිමි සාමාන්‍ය කොටස් සඳහා මිල සංවලනය. (පදනම් වන වසර - 1985)</p>	<p>அனைத்து பங்கு விலைச் சுட்டி பட்டியல் படுத்தப்பட்ட அனைத்து பங்குகளினதும் விலையசைவுகளின் சராசரி (அடியாண்டு - 1985)</p>
<p><b>S&amp;P Sri Lanka 20 Index =</b> Price movement of a basket of 20 Securities (Based- 17th December 2004)</p>	<p>S&amp;P ශ්‍රී ලංකා 20 මිල දර්ශකය - සුරැකුම්පත් 20 ක සමූහයක් සඳහා මිල සංවලනය (පදනම - 2004 දෙසැම්බර් 17)</p>	<p>S&amp;P ஸ்ரீலங்கா 20 விலைச்சுட்டி - தெரிவு செய்யப்பட்ட 20 பங்குகளின் விலையசைவுகளின் சராசரி (டிசம்பர் 17, 2004க்கு அமைவாக)</p>

**DISCLAIMER**

This publication is intended to assist investors and others and reasonable care is taken to ensure that the information contained is current and accurate. Although the information contained in this publication has been compiled with great care, the CSE does not accept any liability for any errors, omissions or other inaccuracies or the consequences thereof and nothing in this publication may be construed as creating any right or obligation.

**ව්‍යවහාර වගකීම**

ආයෝජකයින් හා අනෙකුත් අය හට කොටස් වෙළෙඳපොළ පිළිබඳව අවබෝධය ලබාදීමට අපේක්ෂිත මෙම ප්‍රකාශනයෙහි සඳහන් සියලු කරුණු හා තොරතුරුවල නත්කාලීන බව හා නිරවද්‍ය බව තහවුරු කිරීම සඳහා ඉතා සැලකිල්ලෙන් සම්පාදනය කෙරී ඇත. එය එසේ වුවද මෙහි සඳහන් කරුණක් අරභයා ඇති වරදක් අඩුපාඩුවක් හෝ ප්‍රමාද දෝෂයක් හෝ ඒ නිසා ඇති විය හැකි ප්‍රතිඵල පිළිබඳව වගකීම බාර ගැනීමට කොළඹ ව්‍යාපාර වස්තු හුවමාරුව බැඳී නොසිටින අතර මෙහි සඳහන් කිසිදු කරුණක් අයිතියක් හෝ බැඳීමක් ලෙස සැලකිය නොහැකි වේ.

**உரிமைத்தரப்பு**

இந்த வெளியீடானது, முதலீட்டாளர்களுக்கும், ஏனையவர்களுக்கும் உதவியளிக்கும் வகையில், உள்ளடக்கப்படும் அனைத்து விடயங்களும், மிகப்பிந்திய மற்றும் துல்லியமான விபரங்களை உள்ளடக்கியதாக வெளிவருகிறது. இந்த ஆவணம், அதிக கவனத்துடன் தயாரிக்கப்படுகின்ற போதிலும், ஏற்படும் எந்த தவறுகள், விடுபடுதல்கள் அல்லது இதர மாற்றங்கள் அல்லது அவற்றின் மூலம் ஏற்படும் விளைவுகளுக்கு கொடும்பு பங்குப்பரிவர்த்தனை பொறுப்பேற்க மாட்டாது. இந்த பிரசுரத்தில் வெளியிடப்படும் எந்தவிடயமும் உரிமையானதாகவோ, கடப்பாடாக கொள்ளப்படக்கூடாது.



<p>Level 04, West Block, World Trade Centre, Echelon Square, Colombo 01, Sri Lanka. Tel: 2356456, 2446581, Fax: 2445279 E Mail: <a href="mailto:info@cse.lk">info@cse.lk</a>, Website: <a href="http://www.cse.lk">www.cse.lk</a></p>	<p>04-01 බටහිර කොටස ලෝක වෙළෙඳ මධ්‍යස්ථානය එච්ලන් වතුරුය කොළඹ 01 ශ්‍රී ලංකාව දුරකථන: 2356456, 2446581 ෆැක්ස්: 2445279 ඊමේල්: <a href="mailto:info@cse.lk">info@cse.lk</a>, වෙබ් අඩවිය: <a href="http://www.cse.lk">www.cse.lk</a></p>	<p>04 ஆம் மாடி, மேற்கு தொகுதி, உலக வர்த்தக மையம், எச்சிலன் சதுக்கம், கொழும்பு 01. ஸ்ரீலங்கா. தொ. 2356456, 2446581. பெக்ஸ்: 2445279 ஈமெயில்: <a href="mailto:info@cse.lk">info@cse.lk</a>. இணையத்தளம்: <a href="http://www.cse.lk">www.cse.lk</a>.</p>
<b>BRANCHES / (බව) / கிளைகள்</b>		
<p><b>MATARA BRANCH</b> 1st Floor, E.H. Cooray Tower, No.24, Anagarika Dharmapala Mawatha, Matara. Tel: 041-2220094, 95 Fax: 041-4390546</p>	<p><b>මතර බව</b> 01 වන මහල, ඊ එච් කූරේ කුළුණ නො. 24, අනාරික ධර්මපාල මාවත, මතර. දුරකථන : 041- 2220094, 95 ෆැක්ස් : 041 - 4390546</p>	<p><b>மாத்தறைக் கிளை</b> 1 ஆம் மாடி, நா.ர் குரே கோபுரம், இல. 24, அனகாரிக தர்மபால மாவத்தை, மாத்தறை. தொலைபேசி: 041-2220094, 95 தொலைநகல்: 041-4390546</p>
<p><b>KANDY BRANCH</b> "Ceybank House", 88 Dalada Veediya, Kandy. Tel: 081-4474407, 09 Fax: 081-4474475</p>	<p><b>මහුව බව</b> සී වෑනක් හවුස්, 88, දළදා වීදිය, මහුවර දුරකථන : 081 = 4474407, 09 ෆැක්ස් : 081 = 4474475</p>	<p><b>கண்டி கிளை:</b> சீபாங்க் இல்லம், 88, தலதா வீதி, கண்டி. தொ. 081-4474407, 09 பெக்ஸ்: 081-4474475.</p>
<p><b>KURUNEGALA BRANCH</b> 1st Floor, Union Assurance Building, 6, Rajapihilla Mawatha, Kurunegala. Tel: 037-4691802, 04 Fax: 037-4691803</p>	<p><b>කුරුණෑගල බව</b> පළමු මහල, යුනියන් ඇෂුරන්ස් හෙඩ්කාර්ටර්ස්, 6, රජපිහිල්ල මාවත, කුරුණෑගල දුරකථන : 037 = 4691802, 04 ෆැක්ස් : 037 = 4691803</p>	<p><b>குருநாகல் கிளை:</b> முதலாம் மாடி, யூனியன் அசூரன்ஸ் கட்டிடம், 6, ராஜபிஹில் வீதி, குருநாகல். தொ. 037- தொ. 037-4691802, 04. பெக்ஸ்: 037-4691803.</p>
<p><b>NEGOMBO BRANCH</b> 72A, 2/1, Old Chilaw Road, Negombo Tel: 031-2227859, 61 Fax: 031-2227860</p>	<p><b>නීගමුව බව</b> 72එ, 2/1, පරණ හලවත පාර, නීගමුව දුරකථන : 031 = 2227859, 61 ෆැක්ස් : 031 = 2227860</p>	<p><b>நீர்கொழும்பு கிளை:</b> 72 A 2/1, பழைய சிலாபம் வீதி, நீர்கொழும்பு. தொ. 031-2227859, 61. பெக்ஸ்: 031-2227860.</p>
<p><b>JAFFNA BRANCH</b> No. 147-2/3, KKS Road, Jaffna. Tel: 021-2221455, 5672444 Fax: 021-2221466</p>	<p><b>යාපනය බව</b> අංක 147-2/3, කේ කේ එස් පාර, යාපනය දුරකථන : 021 = 2221455, 5672444 ෆැක්ස් : 021 = 2221466</p>	<p><b>யாழ்ப்பாண கிளை:</b> இல. 147-2/3, KKS வீதி, யாழ்ப்பாணம். தொ. 021-2221455, 5672444 பெக்ஸ்: 021-2221466.</p>
<p><b>ANURADHAPURA BRANCH</b> 2nd Floor, 488/8/2, Town Hall Place, Maithripala Senanayake Mw, Anuradhapura. Tel: 025-2235244 Fax: 025 2235233</p>	<p><b>අනුරාධපුර බව</b> දෙවන මහල, 488/8/2, නගර ශාලා පෙදෙස, මෙහිමාව ස්නානායක මාවත, අනුරාධපුර දුරකථන : 025-2235244 ෆැක්ස් : 025-2235233</p>	<p><b>அநுராதபுர கிளை</b> 2 ஆம் மாடி, 488/8/2, நகர மண்டப பிரதேசம், மைத்திரிபால சேனாநாயக்க மாவத்தை, அநுராதபுரம். தொலைபேசி: 025-2235244 பெக்ஸ்: 025-2235233</p>
<p><b>AMBALANTOTA BRANCH</b> 52, Hambantota Road, Ambalantota. Tel: 047-2225462 / 047-2225464 Fax: 047-2225463</p>	<p><b>අම්බලන්තොට බව</b> අංක 52 හම්බන්තොට පාර අම්බලන්තොට දුරකථන - 047-2225462 047-2225463 ෆැක්ස් - 047-2225464</p>	<p><b>அம்பலாந்தோட்டை கிளை</b> 52, ஹம்பாந்தோட்டை வீதி. <b>அம்பலாந்தோட்டை</b> தொ:பே.047-2225462;.0472225463 தொநகல்.047-2225464</p>
<p><b>RATNAPURA BRANCH</b> First Floor, No.131, Colombo Road Ratnapura. Tel: 045-2232388, 99 Fax : 045-2232388</p>	<p><b>රත්නපුර බව</b> පළමුවන මහල, 131, කොළඹ පාර, රත්නපුර දුරකථන : 045-2232388, 99 ෆැක්ස් : 045-2232388</p>	<p><b>இரத்தினபுரி கிளை</b> முதலாம் மாடி, இல. 131, கொழும்பு வீதி, இரத்தினபுரி. தொலைபேசி:045 2232388, 99 பெக்ஸ்:045 2232388</p>