

EQUITY MARKET / කොටස් වෙළෙඳපොළ / பங்குச்சந்தை

PRICE INDICES

මිල දර්ශකයන්
විවිධ සඳහා

This Week
මෙම සතිය තුළ
இந்த வாரம்

Prv. Week
පසුගිය සතිය තුළ
கடந்த வாரம்

All Share Index **6,062.55**

6,069.22

සියලු කොටස් මිල දර්ශකය
அனைத்து பங்கு விலைச்சட்டி

S&P SL 20 Index **3149.43**

3193.99

S&P ශ්‍රී ලංකා 20 මිල දර්ශකය
S&P ஸ்ரீலங்கா 20 விலைச்சட்டி

EQUITY DETAILS

කොටස් පිළිබඳ දත්ත
உரிமைப்பங்கு விபரங்கள்

This Week
මෙම සතිය තුළ
இந்த வாரம்

Prv. Week
පසුගිය සතිය තුළ
கடந்த வாரம்

VALUE OF TURNOVER (Rs.) **3,135,646,644**

3,072,610,437

පිරිවැටුමේ වටිනාකම
புரள்வின் பெறுமதி

Domestic Purchases **2,448,386,912**

2,330,719,191

දේශීය මිලදී ගැනීම්
உள்நாட்டு கொள்வனவுகள்

Domestic Sales **1,484,923,529**

1,401,598,538

දේශීය විකිණීම්
உள்நாட்டு விற்பனைகள்

Foreign Purchases **687,259,732**

741,891,246

විදේශීය මිලදී ගැනීම්
வெளிநாட்டு கொள்வனவுகள்

Foreign Sales **1,650,723,115**

1,671,011,899

විදේශීය විකිණීම්
வெளிநாட்டு விற்பனைகள்

VOLUME OF TURNOVER (No.) **69,952,974**

103,306,806

පිරිවැටුමේ ප්‍රමාණය
புரள்வின் அளவு

Domestic **53,000,368**

86,517,757

දේශීය
உள்நாட்டு

Foreign **16,952,606**

16,789,049

විදේශීය
வெளிநாட்டு

TRADES (No.) **15,594**

21,058

ගනුදෙනු සංඛ්‍යාව
வியாபாரம்

Domestic **14,719**

20,203

දේශීය
உள்நாட்டு

Foreign **875**

855

විදේශීය
வெளிநாட்டு

Listed Companies (No.) **297**

297

ලැයිස්තුවේ සමාගම් සංඛ්‍යාව
பட்டியல் படுத்தப்பட்ட கம்பனிகள்

Traded Companies (No.) **260**

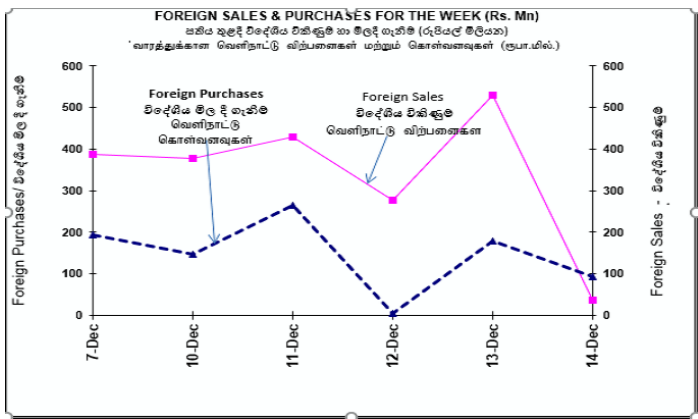
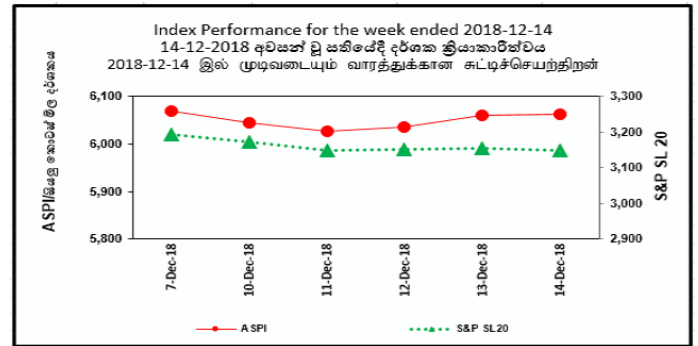
261

ගනුදෙනු කළ සමාගම් සංඛ්‍යාව
வியாபாரம் நிறைவுற்ற கம்பனிகள்

Market Days **5**

5

වෙළෙඳපොළ දින
சந்தை நாட்கள்



EQUITY DETAILS

கொடுக்கப்பட்ட பின்னர்
உரிமைப்பங்கு விபரங்கள்

This Week
மேலே சந்திரன்
இந்த வாரம்

Prv. Week
பின்னர் சந்திரன்
கடந்த வாரம்

TOTAL TURNOVER (Rs.) / மொத்தப் புரள்வு

This Week
மேலே சந்திரன்
இந்த வாரம்

Prv. Week
பின்னர் சந்திரன்
கடந்த வாரம்

PER மேலே சந்திரன் விபரம் உடனடி விபரம்	9.66	9.67	Equity கொடுக்கப்பட்ட பின்னர்	3,135,646,644	3,072,610,437
PBV மேலே சந்திரன் விபரம் உடனடி விபரம்	1.18	1.18	Closed End Funds மூலம் நிதியங்கள்	502	828
DY மேலே சந்திரன் விபரம் உடனடி விபரம்	3.08	3.08	Corporate Debt கொடுக்கப்பட்ட பின்னர்	1,940,976	4,776,748
Market Capitalization (Rs.) மேலே சந்திரன் விபரம் உடனடி விபரம்	2,844,223,932,657	2,847,352,361,101	Government Debt மேலே சந்திரன் விபரம் உடனடி விபரம்	0	0

CLOSED END FUND DETAILS / மூலம் நிதியங்களின் விபரங்கள்

Volume of Turnover (No.) மேலே சந்திரன் விபரம் உடனடி விபரம்	67	128
Trades (No.) மேலே சந்திரன் விபரம் உடனடி விபரம்	3	2
Funds Traded (No.) மேலே சந்திரன் விபரம் உடனடி விபரம்	1	1

TOP 5 GAINERS / மேலே சந்திரன்
விபரம் உடனடி விபரம்

Company	VWA Week Close (Rs.)	VWA Prv. Week Close (Rs.)	Change (Rs.)	Change %	High (Rs.)	Low (Rs.)	No of Shares	Turnover (Rs.)	No of Trades
கம்பனி	மேலே சந்திரன் விபரம் உடனடி விபரம்	மேலே சந்திரன் விபரம் உடனடி விபரம்	மேலே சந்திரன் விபரம் உடனடி விபரம்	மேலே சந்திரன் விபரம் உடனடி விபரம்	மேலே சந்திரன் விபரம் உடனடி விபரம்	மேலே சந்திரன் விபரம் உடனடி விபரம்	மேலே சந்திரன் விபரம் உடனடி விபரம்	மேலே சந்திரன் விபரம் உடனடி விபரம்	மேலே சந்திரன் விபரம் உடனடி விபரம்
A I A INSURANCE	1,826.50	1,259.30	567.20	45.04	1,990.00	1,299.90	13,732	22,378,135.60	986
MORISONS [X]	532.90	432.20	100.70	23.30	540.00	530.90	111	59,152.10	9
DUNAMIS CAPITAL	42.00	35.40	6.60	18.64	45.00	34.00	161,524	6,669,034.00	308
JETWING SYMPHONY	12.00	10.80	1.20	11.11	12.00	12.00	1,000	12,000.00	2
HNB ASSURANCE	125.50	113.50	12.00	10.57	129.00	113.00	1,031,949	118,992,517.50	361

TOP 5 LOSERS / மேலே சந்திரன்
விபரம் உடனடி விபரம்

Company	VWA Week Close (Rs.)	VWA Prv. Week Close (Rs.)	Change (Rs.)	Change %	High (Rs.)	Low (Rs.)	No of Shares	Turnover (Rs.)	No of Trades
கம்பனி	மேலே சந்திரன் விபரம் உடனடி விபரம்	மேலே சந்திரன் விபரம் உடனடி விபரம்	மேலே சந்திரன் விபரம் உடனடி விபரம்	மேலே சந்திரன் விபரம் உடனடி விபரம்	மேலே சந்திரன் விபரம் உடனடி விபரம்	மேலே சந்திரன் விபரம் உடனடி விபரம்	மேலே சந்திரன் விபரம் உடனடி விபரம்	மேலே சந்திரன் விபரம் உடனடி விபரம்	மேலே சந்திரன் விபரம் உடனடி விபரம்
S M B LEASING [X]	.20	.30	(0.10)	(33.33)	.30	.20	161,398	32,345.20	18
BLUE DIAMONDS	.50	.60	(0.10)	(16.67)	.60	.50	67,202	39,695.30	27
PARAGON	50.10	59.10	(9.00)	(15.23)	59.00	50.10	1,465	77,846.50	3
MULLERS	.60	.70	(0.10)	(14.29)	.70	.60	22,545	15,771.30	11
CEYLON PRINTERS	65.00	75.50	(10.50)	(13.91)	65.00	63.20	551	35,813.20	3




INDICES COMPARISON FOR THE YEAR / மேலே சந்திரன்
விபரம் உடனடி விபரம்

	Today	Year Open	Year Highest	Year Lowest	Year Change %
ASI	6,062.55	6,369.26	6,598.73	5,761.09	(4.82)
S&P SL 20	3,149.43	3,671.72	3,810.05	2,909.08	-14.22

RIGHTS ISSUES / கிணை நிකුචු / உரிமை வழங்கல்

COMPANY සමාගම கம்பனி	PROPORTION සමානුපාතය விகிதாசாரம்	EGM / PROV. ALLOTMENT විශේෂ මහා සහ රැස්වීම/කොට ස් වෙදා දීම විශේෂ பொதுக்கூட்ட ம்	XR DATE දිනය திகதி	DESPATCH OF PROV. LETTER OF ALLOTMENT කොටස් ලබාදීමේ ලිපිය නිකුත් කිරීම ஒதுக்கலுக்கா ள கடிதம் அனுப்புதல்	TRADING OF RIGHTS COMMENCES ON கிணை நிகுචු ගනුදෙනුවීම ආරම්භ වන දිනය பங்குஉரிமைக ள் வர்த்தக ஆரம்பத்திகதி	RENUNCIATION ප්‍රතික්ෂේපය பொறுப்பளித்த ல்	LAST DATE OF ACCEPTANCE & PAYMENT පිළිගැනීම සහ ගෙවීම සඳහා අවසන් දිනය கொடுப்பளவு மற்றும் அனுமதிக்கப்படு ம் நாதித்திகதி.
Agalawatte Plantations PLC	Twenty One (21) new ordinary Voting Shares for every Four (04) ordinary Voting Shares.	Dates to be Notified					
Issue Price Rs. 15.30 the purpose for which the proceeds are utilised: to part settle related party borrowings amounting to LKR 2008125000.00 obtained during the period from April 2017 to December 2017 for the purposes of settling AGAL's out standing bank borrowings statutory dues and funding working capital requirements existed during the period in concern.							
Blue Diamonds Jewellery Worldwide PLC	One (01) New Ordinary Voting share for every Four (04) Ordinary Voting & Non-Voting shares.	Dates to be Notified					
Issue Price Rs. 01/= For Further details please visit https://cdn.cse.lk/cmt/upload_cse_announcements/1481519786206_.pdf							
Pelwatte Sugar Industries PLC	01 for 04	* The company informed that the Rights Issue would be delayed until the outcome of the proposed Act with regard to the acquisition of its land by the State is known.					
(Issue Price: Rs 18/= To raise capital considering that the net assets of the company is less than half of its stated capital.)							
Adam Capital PLC	02 for 01	Dates to be Notified					
(Issue Price Rs. 1.50 the company seeks to utilize the proceeds of the said issue as investment into its subsidiaries in order of priority to enhance the working capital of such subsidiaries.)							
Adam Investments PLC	01 for 01	Dates to be Notified					
(Issue Price Rs. 1.00 the company seeks to utilize the proceeds of the said issue as an investment into Adam Capital PLC Adam Apparel (Pvt) Ltd Network communications (Pvt) Ltd in order of priority to enhance the working capital of such companies after deduction of expenses pertationing to issue.)							
Asia Asset Finance PLC	Tranche 1 - Three (03) new voting shares for Ten (10) shares. Tranche 2 - Two (02) new voting shares for Ten (10) shares.	Dates to be Notified					
(Issue Price Rs. 10.00 for the purpose of strengthening the tier 1 capital base of the Company in keeping with company's expansion and maintaining the new capital adequacy requirements as stipulated by the Central Bank of Sri Lank and to support the working capital requirements of the new Branch Operations which will be opened on a staggered basis.							
Hikkaduwa Beach Resorts PLC	Two (02) new Ordinary Shares for every Five (05) Ordinary Shares.	Dates to be Notified					
Issue Price Rs. 3.90 per share For Further details please visit https://cdn.cse.lk/cmt/upload_cse_announcements/6831542603480_.pdf							


RIGHTS ISSUES ARE SUBJECT TO SHAREHOLDER APPROVAL AT A GENERAL MEETING / கிணை நிකුචු මහා සහ රැස්වීමකදී කොටස් හිමියන් ලබාදෙන ඉඩම් සටං යටත් වටිනාකමක් ලෙසින් සලකා බැලිය යුතුය. பொதுக் கூட்டத்தில் பங்குதாரர்களின் அனுமதிக்கு அமையவண்டது. ලබාදෙන කොටස් හිමියන්ගේ ඉඩම් සටං යටත් වටිනාකමක් ලෙසින් සලකා බැලිය යුතුය. பங்குதாரர்களின் பொதுவான தீர்மானத்திற்கு அமையவண்டது.

	Announcements for the day දිනය සඳහා නිවේදනයන් குறித்த தினத்திற்கான அறிவித்தல்கள்		XC /XR/XD Falling Due on the next day එළඹෙන දිනයේදී ගෙවිය යුතු XC /XR/XD மறுதினம் உரிமை காலாவதியாகும் XC /XR/XD		Amended වෙනස්කිරීම திருத்த
---	--	---	---	---	----------------------------------

RIGHTS ISSUES / சிலைகிழி கிழிவு / உரிமை வழங்கல்

COMPANY සමාගම கம்பனி	PROPORTION සමානුපාතය விகிதாசாரம்	EGM / PROV. ALLOTMENT විශේෂ මහා සභා රැස්වීම/කොට ස් බෙදා දීම විசேட பொதுக்கூட்ட ம்	XR DATE දිනය திகதி	DESPATCH OF PROV. LETTER OF ALLOTMENT කොටස් ලබාදීමේ ලිපිය නිකුත් කිරීම ஒதுக்கலுக்கா ள் கடிதம் அனுப்புதல்	TRADING OF RIGHTS COMMENCES ON சிலைகிழி கிழிவு மனுடெனுதீம் காரம்பி වන දිනය பங்குஉரிமைக ள் வர்த்தக ஆரம்பத்திகதி	RENUNCIATION ප්‍රතික්ෂේපය பொறுப்பளித்த ல்	LAST DATE OF ACCEPTANCE & PAYMENT පිළිගැනීම සහ ගෙවීම සඳහා අවසන් දිනය கொடுப்பனவு மற்றும் அனுமதிக்கப்படு ம் நாதித்திகதி.
Waskaduwa Beach Resorts PLC	Nine (09) new Ordinary Shares for every Five (05) Ordinary Shares.				Dates to be Notified		
Issue Price Rs. 2.40 per share For Further details please visit https://cdn.cse.lk/cmt/upload_cse_announcements/6311542603504_.pdf							
Citrus Leisure PLC	Nine (09) new Ordinary Shares for every Five (05) Ordinary Shares				Dates to be Notified		
Issue Price Rs. 5/- per share For Further details please visit https://cdn.cse.lk/cmt/upload_cse_announcements/7421542603522_.pdf							

RIGHTS ISSUES ARE SUBJECT TO SHAREHOLDER APPROVAL AT A GENERAL MEETING / சிலைகிழி கிழிவு மீது அல்லது உரிமை வழங்கல்கள், பொதுக் கூட்டத்தில் பங்குதாரர்களின் அனுமதிக்கு அமைவானது. ලබාදෙන කොටස් சிலைகிழி கிழிவு மீது அல்லது உரிமை வழங்கல்கள், பொதுக் கூட்டத்தில் பங்குதாரர்களின் அனுமதிக்கு அமைவானது.

	Announcements for the day දිනය සඳහා නිවේදනයන් குறித்த தினத்திற்கான அறிவித்தல்கள்	XC /XR/XD Falling Due on the next day ජලමහන දිනයේදී ගෙවිය යුතු மறுதினம் உரிமை காலாவதியாகும்	XC /XR/XD XC /XR/XD XC /XR/XD	BOLD Amended වෙනස්කිරීම திருத்த
---	--	---	-------------------------------------	---

CAPITALIZATION OF RESERVES / සංචිත ප්‍රාග්ධනීකරණය / උපලභනමාකකල්

COMPANY සමාගම கம்பனி	PROPORTION සමානුපාතය விகிதாசாரம்	GENERAL MEETING / ALLOTMENT මහා සභා රැස්වීම / කොටස් බෙදාදීම பொதுக்கூட்டம் / ஒதுக்கம்	XC DATE / දිනය / திகதி	CONSIDERATION (RS.) අපේක්ෂිත ලාභය (රු.) கருத்தில் கொள்ளப்படும் பெறுமதி(ரூபா)
Ceylon & Foreign Trades PLC	1 : 1		To be notified	560,784,000

DIVIDEND ANNOUNCEMENTS / லாப-ஹிஸ்டரி / பங்குலாப அறிவித்தல்கள்

COMPANY சமூக கம்பனி	DIVIDEND PER SHARE (RS.) கொடுக்கப்படும் லாப-ஹிஸ்டரி (ரூபா) பங்குகொள்வதற்கான பங்கிலாபம் (ரூபா)	FINAL / INTERIM முடிவான / முடிவற்ற இறுதி / இடைக்கால	SHAREHOLDER'S MEETING கொடுக்கல் சிபிசின் மீட்டிங் பங்குதாரர் கூட்டம்	XD DATE நினைவு திகதி	DATE OF PAYMENT செலுத்தல் நினைவு திகதி
The Lanka Hospital Corporation PLC	1.00	Interim	Not applicable	05-12-2018	14-12-2018
Office Equipment PLC	1.50	Final	12-12-2018	13-12-2018	21-12-2018
Hatton National Bank PLC	1.50	Interim	Not applicable	10-12-2018	19-12-2018
Access Engineering PLC	0.25	Interim	Not applicable	11-12-2018	20-12-2018
Panasian Power PLC	0.06	Interim	Not applicable	21-12-2018	02-01-2019
John Keells Hotels PLC	0.15	Interim	Not applicable	21-12-2018	03-01-2019

UNLESS THE COMPANY'S ARTICLES PROVIDE OTHERWISE, DIVIDENDS ARE SUBJECT TO SHAREHOLDER APPROVAL BY AN ORDINARY RESOLUTION. /கொடுக்கல் சிபிசின் மீட்டிங் மூலமாக அனுமதிக்கப்பட வேண்டும். பங்குகொள்வதற்கான பங்கிலாபம், பங்குதாரர்களின் பொதுவான நியமனத்திற்கு உட்பட்டதாகும்.

	Announcements for the week சமூக ஹிஸ்டரி அறிவித்தல்கள் குறித்த தினத்திற்கான அறிவித்தல்கள்	XC /XR/XD Falling Due on the next week பின்புறம் சிபிசின் மீட்டிங் மூலமாக மறுநினைவு உடனடியாகவும் XC /XR/XD	BOLD	Amended தொகுத்தல் திருத்தம்
--	--	--	-------------	-----------------------------------

REPURCHASE OF SHARES /கொடுக்கல் சிபிசின் மீட்டிங் / பங்குகளின் மீள்கொள்வனவு

COMPANY NAME சமூக கம்பனியின் பெயர்	REPURCHASE PRICE(Rs.) சிபிசின் மீட்டிங் கொடுக்கல் சிபிசின் (ரூபா) மீள்கொள்வனவு விலை	PROPORTION சமூகவாசியை அளவு	DATE OF OPENING THE OFFER TO REPURCHASE சிபிசின் மீட்டிங் மூலமாக முடிவற்ற நினைவு மீள்கொள்வனவுக்கான கொடுக்கல் முனைவின் அறிவிப்பு திகதி	DATE OF CLOSING OF OFFER TO REPURCHASE சிபிசின் மீட்டிங் மூலமாக மீள்கொள்வனவுக்கான கொடுக்கல் முனைவின் முடிவுறு திகதி
John Keells Holdings PLC	Rs. 160.00	1 for 20 on a Pro Rata basis	14-12-2018	10-01-2019

WATCH LIST/වෙළුම් ලිස්ට්/බ්ලாக් ලිස්ට්

Company	Initial Date of Transfer to the Default Board	Date of transfer to the Watch List	Reason
Miramar Beach Hotel PLC	9-Jun-08	1-Jan-18	Non Submission of Annual Reports for the F/Y Ended 31-MAR-2010 to 31-MAR-2017.
		1-Jan-18	Non submission of Financial Statements for the quarters ended 30-SEP-2010 to 31-MAR-2011 30-JUN-2012 to 30-SEP-2017
		21-Feb-18	Non submission of Financial Statements for the quarter ended 31-DEC-2017
		7-Jun-18	In terms of Rule 7.4 (c) (vii) of the CSE Listing Rules (Enforcement Rules) - Non-Submission of Interim Financial Statements for the quarter ended 31st March 2018.
		23-Aug-18	Non-submission of Interim Financial Statements for the quarter ended 30-JUN-2018.
		07- Sep-2018	Non Submission of Annual Report for the year ended 31-MAR-2018
		23-Nov-18	Non-submission of Interim Financial Statements for the quarter ended 30-SEP-2018.
Lanka Cement PLC	21-May-13	1-Jan-18	Non submission of Financial Statements for the quarters ended 30-SEP-2014 to 31-DEC-2016
		7-Jun-18	Non-Submission of Annual Report 2017.
		2-Jul-18	Non-Compliance with Corporate Governance Requirements in term of Rule 7.10 of the CSE Listing Rules.
		23-Aug-18	Non-submission of Interim Financial Statements for the quarter ended 30-JUN-2018.
		23-Nov-18	Non-submission of Interim Financial Statements for the quarter ended 30-SEP-2018.
Central Investments & Finance PLC	10-Sep-13	1-Jan-18	Non submission of Annual Report for the F/Y Ended 31-MAR-2013 to 31-MAR-2017.
		1-Jan-18	Non submission of Financial Statements for the quarters ended 30-SEP-2013 to 30-Sep-2017
		21-Feb-18	Non submission of Financial Statements for the quarter ended 31-DEC-2017
		7-Jun-18	Non submission of Financial Statements for the quarter ended 31-MAR-2018
		23-Aug-18	Non-submission of Interim Financial Statements for the quarter ended 30-JUN-2018.
		07- Sep-2018	Non Submission of Annual Report for the year ended 31-MAR-2018
		23-Nov-18	Non-submission of Interim Financial Statements for the quarter ended 30-SEP-2018.
PC House PLC	5-Jun-14	1-Jan-18	Non submission of Annual Report for the F/Y Ended 31-MAR-2014 to 31-MAR-2017.
		1-Jan-18	Non submission of Financial Statements for the quarter ended 31-DEC-2015 to 30-Sep-2017
		21-Feb-18	Non submission of Financial Statements for the quarter ended 31-DEC-2017
		7-Jun-18	Non submission of Financial Statements for the quarter ended 31-MAR-2018
		23-Aug-18	Non-submission of Interim Financial Statements for the quarter ended 30-JUN-2018.
		07- Sep-2018	Non Submission of Annual Report for the year ended 31-MAR-2018
		23-Nov-18	Non-submission of Interim Financial Statements for the quarter ended 30-SEP-2018.

WATCH LIST/பொலி டிஸ்ட்/வொட்ஸ் லிஸ்ட்

Company	Initial Date of Transfer to the Default Board	Date of transfer to the Watch List	Reason
PC Pharma PLC	5-Jun-14	1-Jan-18	Non submission of Annual Report for the F/Y Ended 31-MAR-2014 to 31-MAR-2017.
		1-Jan-18	Non submission of Financial Statements for the quarters ended 31-DEC-2015 to 30-Sep-2017
		21-Feb-18	Non submission of Financial Statements for the quarter ended 31-DEC-2017
		7-Jun-18	Non submission of Financial Statements for the quarter ended 31-MAR-2018
		23-Aug-18	Non-submission of Interim Financial Statements for the quarter ended 30-JUN-2018.
		07- Sep-2018	Non Submission of Annual Report for the year ended 31-MAR-2018
Entrust Securities PLC	26-Aug-16	1-Jan-18	Non submission of Annual Report for the F/Y Ended 31-MAR-2016 & 31-MAR-2017.
		11-Jan-18	In terms of Rule 7.5 (c) (1) (3) of the CSE Listing Rules (Enforcement Rules)- Qualified Opinion in the Independent Auditor's Report on the Annual Report for the year ended 31 st March 2016.
		07- Sep-2018	Non Submission of Annual Report for the year ended 31-MAR-2018
		23-Nov-18	Non-submission of Interim Financial Statements for the quarter ended 30-SEP-2018.
Huejay International Investments PLC	27-Sep-16	1-Jan-18	Non-compliance of CSE Listing Rules in Annual Report 2016/2017
		2-Jul-18	Non-compliance with minimum public holding requirement in terms of Rule 7.13.1 of the CSE Listing Rules.
		2-Jul-18	Non-compliance with Corporate Governance Requirements in terms of Rule 7.10 of the CSE Listing Rules.
		23-Aug-18	Non-submission of Interim Financial Statements for the quarter ended 30-JUN-2018.
		07- Sep-2018	Non Submission of Annual Report for the year ended 31-MAR-2018
		23-Nov-18	Non-submission of Interim Financial Statements for the quarter ended 30-SEP-2018.
Blue Diamonds Jewellery Worldwide PLC	27-Sep-16	23-Nov-18	Non-submission of Interim Financial Statements for the quarter ended 30-SEP-2018.
Swarnamahar Financial Services PLC	19-Jan-17	1-Jan-18	In view of several significant issues (which are set out in the SEC directive dated 18 th January 2017) the SEC has requested the CSE to transfer the securities of the company to the Default Board of the CSE with immediate effect until the company complies with Rules 7.10.2(a) 7.10.5(a) and 7.10.6(a) of the CSE Listing Rules.
		07-Sep-18	In terms of Rule 7.5 (d) (1) (3) of the CSE Listing Rules (Enforcement Rules)- Qualified Opinion in the Independent Auditor's Report on the Annual Report for the year ended 31st March 2018.

WATCH LIST/වෙළුම් ලිස්ට්/බ්ලாக් ලිස්ට්

Company	Initial Date of Transfer to the Default Board	Date of transfer to the Watch List	Reason
Radiant Gems International PLC	19-Sep-17	07- Sep-2018	Non Submission of Annual Report for the year ended 31-MAR-2018
		23-Nov-18	Non-submission of Interim Financial Statements for the quarter ended 30-SEP-2018.
Standard Capital PLC	19-Sep-17	1-Jan-18	Non-Submission of Annual Report for the year ended 31-Mar-2017.
		07- Sep-2018	Non Submission of Annual Report for the year ended 31-MAR-2018
Adam Investments PLC		07- Sep-2018	Non Submission of Annual Report for the year ended 31-MAR-2018
		23-Nov-18	Non-submission of Interim Financial Statements for the quarter ended 30-SEP-2018.
Mackwoods Energy PLC	19-Sep-17	23-Mar-18	In terms of Rule 7.5 (c) (1) (3) of the CSE Listing Rules (Enforcement Rules)- Qualified Opinion in the Independent Auditor's Report on the Audited Financial Statements for the year ended 31 st March 2017.
		07- Sep-2018	Non Submission of Annual Report for the year ended 31-MAR-2018
		22-Oct-18	In terms of Rule 7.10.7 (c) of the CSE Listing Rules (Enforcement Rules)-Non-Compliance with Corporate governance Requirements.
Janashakthi PLC	-	4-Apr-18	In terms of Rule 7.5 (c) (1) (3) of the CSE Listing Rules (Enforcement Rules) – Qualified Opinion in the Independent Auditor's Report on the Audited Financial Statements for the year ended 31st March 2017
		2-Jul-18	Non-Compliance with Corporate Governance Requirements in term of Rule 7.10 of the CSE Listing Rules.
		07- Sep-2018	Non Submission of Annual Report for the year ended 31-MAR-2018
Asia Capital PLC	-	2-Jul-18	Non-Compliance with minimum public holding requirement in term of Rule 7.13.1. of the CSE Listing Rules.
		7-Sep-18	In terms of Rule 7.5 (d) (II) (3) of the CSE Listing Rules (Enforcement Rules) – Emphasis of matter on going concern in the Independent Auditor's Report on the Audited Financial Statements for the year ended 31st March 2018.
Arpico Finance Company PLC	-	2-Jul-18	Non-Compliance with minimum public holding requirement in term of Rule 7.13.1. of the CSE Listing Rules.
Industrial Asphalts (Ceylon) PLC	-	2-Jul-18	Non-Compliance with minimum public holding requirement in term of Rule 7.13.1. of the CSE Listing Rules.
Browns Beach Hotels PLC	-	2-Jul-18	Non-Compliance with minimum public holding requirement in term of Rule 7.13.1. of the CSE Listing Rules.
Commercial Development Company PLC	-	2-Jul-18	Non-Compliance with minimum public holding requirement in term of Rule 7.13.1. of the CSE Listing Rules.
Ceylon Printers PLC	-	2-Jul-18	Non-Compliance with minimum public holding requirement in term of Rule 7.13.1. of the CSE Listing Rules.
Distilleries Company of Sri Lanka PLC	-	2-Jul-18	Non-Compliance with minimum public holding requirement in term of Rule 7.13.1. of the CSE Listing Rules.

WATCH LIST/වෙළුම් ලිස්ට්/வொட்ச் லிஸ்ட்

Company	Initial Date of Transfer to the Default Board	Date of transfer to the Watch List	Reason
Goodhope PLC	-	2-Jul-18	Non-Compliance with minimum public holding requirement in term of Rule 7.13.1. of the CSE Listing Rules.
Lotus Hydro Power PLC	-	2-Jul-18	Non-Compliance with minimum public holding requirement in term of Rule 7.13.1. of the CSE Listing Rules.
Indo Malay PLC	-	2-Jul-18	Non-Compliance with minimum public holding requirement in term of Rule 7.13.1. of the CSE Listing Rules.
MTD Walkers PLC	-	2-Jul-18	Non-Compliance with minimum public holding requirement in term of Rule 7.13.1. of the CSE Listing Rules.
Kotmale Holdings PLC	-	2-Jul-18	Non-Compliance with minimum public holding requirement in term of Rule 7.13.1. of the CSE Listing Rules.
Madulsima Plantations PLC	-	2-Jul-18	Non-Compliance with minimum public holding requirement in term of Rule 7.13.1. of the CSE Listing Rules.
Morison PLC	-	2-Jul-18	Non-Compliance with minimum public holding requirement in term of Rule 7.13.1. of the CSE Listing Rules.
Office Equipment PLC	-	2-Jul-18	Non-Compliance with minimum public holding requirement in term of Rule 7.13.1. of the CSE Listing Rules.
Paragon Ceylon PLC	-	2-Jul-18	Non-Compliance with minimum public holding requirement in term of Rule 7.13.1. of the CSE Listing Rules.
Property Development PLC	-	2-Jul-18	Non-Compliance with minimum public holding requirement in term of Rule 7.13.1. of the CSE Listing Rules.
Selinsing PLC	-	2-Jul-18	Non-Compliance with minimum public holding requirement in term of Rule 7.13.1. of the CSE Listing Rules.
Shalimar (Malay) PLC	-	2-Jul-18	Non-Compliance with minimum public holding requirement in term of Rule 7.13.1. of the CSE Listing Rules.
Serendib Land PLC	-	2-Jul-18	Non-Compliance with minimum public holding requirement in term of Rule 7.13.1. of the CSE Listing Rules.
Abans Finance PLC	-	2-Jul-18	Non-Compliance with minimum public holding requirement in term of Rule 7.13.1. of the CSE Listing Rules.
AMW Capital Leasing and Finance PLC	-	2-Jul-18	Non-Compliance with minimum public holding requirement in term of Rule 7.13.1. of the CSE Listing Rules.
Commercial Leasing and Finance PLC	-	2-Jul-18	Non-Compliance with minimum public holding requirement in term of Rule 7.13.1. of the CSE Listing Rules.
Brac Lanka Finance PLC	-	2-Jul-18	Non-Compliance with minimum public holding requirement in term of Rule 7.13.1. of the CSE Listing Rules.

WATCH LIST/වෙළු ලිස්ට්/බ්ලැක් ලිස්ට්

Company	Initial Date of Transfer to the Default Board	Date of transfer to the Watch List	Reason
Odel PLC	-	2-Jul-18	Non-Compliance with minimum public holding requirement in term of Rule 7.13.1. of the CSE Listing Rules.
Senkadagala Finance PLC	-	2-Jul-18	Non-Compliance with minimum public holding requirement in term of Rule 7.13.1. of the CSE Listing Rules.
Ambeon Capital PLC (Taprobane Holdings PLC)	-	2-Jul-18	Non-Compliance with minimum public holding requirement in term of Rule 7.13.1. of the CSE Listing Rules.
Trade Finance and Investments PLC	-	2-Jul-18	Non-Compliance with minimum public holding requirement in term of Rule 7.13.1. of the CSE Listing Rules
People's Merchant Finance PLC	-	17-July-2018	In terms of Rule 7.5 (c) (II) (3) of the CSE Listing Rules (Enforcement Rules) – Emphasis of matter on going concern in the Independent Auditor's Report on the Audited Financial Statements for the year ended 31st March 2018.
		17-Aug-2018	In terms of Rule 7.10.7 (c) of the CSE Listing Rules (Enforcement Rules) –Non-Compliance with Corporate governance Requirements.
Merchant Bank of Sri Lanka and Finance PLC	-	17- July -2018	In terms of Rule 7.5 (c) (II) (3) of the CSE Listing Rules (Enforcement Rules) – Emphasis of matter on going concern in the Independent Auditor's Report on the Audited Financial Statements for the year ended 31st December 2017.
Lanka Hospital Corporation PLC	-	08- Aug -2018	Non-Compliance with minimum public holding requirement in term of Rule 7.13.1. of the CSE Listing Rules.
Aitken Spence Plantation Managements PLC	-	08- Aug -2018	Non-Compliance with minimum public holding requirement in term of Rule 7.13.1. of the CSE Listing Rules.
Mercantile Investments and Finance PLC	-	08- Aug -2018	Non-Compliance with minimum public holding requirement in term of Rule 7.13.1. of the CSE Listing Rules.
The Finance Company PLC	-	17- Aug -2018	Qualified Opinion in the Independent Auditor's Report on the Audited Financial Statements for the year ended 31st March 2018.
Lucky Lanka Milk Processing Company PLC	-	07- Sep-2018	Non Submission of Annual Report for the year ended 31-MAR-2018
		19-Sep-2018	In terms of Rule 7.10.7 (c) of the CSE Listing Rules (Enforcement Rules) –Non-Compliance with Corporate Governance Requirements.
		23-Nov-18	Non-submission of Interim Financial Statements for the quarter ended 30-SEP-2018.
Hotel Developers (Lanka) PLC	-	04- Sep -2018	Non-Compliance with minimum public holding requirement in term of Rule 7.13.1. of the CSE Listing Rules.
		23-Nov-18	Non-submission of Interim Financial Statements for the quarter ended 30-SEP-2018.
Pelwatte Sugar Industries PLC	-	04- Sep -2018	Non-Compliance with minimum public holding requirement in term of Rule 7.13.1. of the CSE Listing Rules.

WATCH LIST/වෙළුම් ලිස්ට්/வொட்ச் லிஸ்ட்

Company	Initial Date of Transfer to the Default Board	Date of transfer to the Watch List	Reason
Lee Hedges PLC	-	07- Sep -2018	In terms of Rule 7.5 (d) (II) (3) of the CSE Listing Rules (Enforcement Rules) – Emphasis of matter on going concern in the Independent Auditor’s Report on the Audited Financial Statements for the year ended 31st March 2018.
Sierra Cables PLC	-	07- Sep -2018	In terms of Rule 7.5 (d) (II) (3) of the CSE Listing Rules (Enforcement Rules) – Emphasis of matter on going concern in the Independent Auditor’s Report on the Audited Financial Statements for the year ended 31st March 2018.
Sinhaputhra Finance PLC	-	07-Nov-2018	In terms of Rule 7.5 (d) (II) (3) of the CSE Listing Rules (Enforcement Rules) – Emphasis of matter on going concern in the Independent Auditor’s Report on the Audited Financial Statements for the year ended 31st March 2018.
Singhe Hospitals PLC	-	26- Sep -2018	“In terms of Rule 7.5 (d) (II) (3) of the CSE Listing Rules (Enforcement Rules) – Emphasis of matter on going concern in the Independent Auditor’s Report on the Audited Financial Statements for the year ended 31st March 2018.”
Ceylon & Foreign Trades PLC	-	07- Sep -2018	Non Submission of Annual Report for the year ended 31-MAR-2018
		23-Nov-18	Non-submission of Interim Financial Statements for the quarter ended 30-SEP-2018.
Adam Capital PLC	-	07- Sep -2018	Non Submission of Annual Report for the year ended 31-MAR-2018
		23-Nov-18	Non-submission of Interim Financial Statements for the quarter ended 30-SEP-2018.
City Housing and Real Estate Company PLC	-	10- Sep -2018	In terms of Rule 7.5 (d) (I) (3) of the CSE Listing Rules (Enforcement Rules)- Qualified Opinion in the Independent Auditor’s Report on the Annual Report for the year ended 31st March 2018.
HVA Foods PLC (HVA)	-	13- Sep -2018	“In terms of Rule 7.5 (d) (I) (3) of the CSE Listing Rules (Enforcement Rules) - Qualified Opinion in the Independent Auditor’s Report on the Audited Financial Statements for the year ended 31st March 2018.
Mercantile Shipping Company PLC (MSL)	-	13- Sep -2018	“In terms of Rule 7.5 (d) (I) (3) of the CSE Listing Rules (Enforcement Rules) - Qualified Opinion in the Independent Auditor’s Report on the Audited Financial Statements for the year ended 31st March 2018.
LOLC Finance PLC	-	07-Nov-2018	The securities of the above company have been transferred to Watch List with effective from 7th November 2018 due to Non-Compliance with Minimum Public Holding Requirement in terms of Rule 7.13.1 of the CSE Listing Rules.
East West Properties PLC (EAST)	-	12-Dec-2018	- In terms of Rule 7.5 (d) (II) (3) of the CSE Listing Rules (Enforcement Rules) – Emphasis of matter on going concern in the Independent Auditor’s Report on the Audited Financial Statements for the year ended 31st March 2018.
Anilana Hotels and Properties PLC	-	14 -Dec-2018	In terms of Rules 7.5(d) (I) (3) and 7.5 (d) (II) (3) of the CSE Listing Rules (Enforcement Rules) – Modified Audit Opinion and Emphasis of matter on going concern in the Independent Auditor’s Report on the Audited Financial Statements for the year ended 31st March 2018.

NARRATION CHANGE

Blue Diamonds Jewellery Worldwide PLC - Submission of Annual Report for the year ended 31-MAR-2018

TRANSFERRED OUT

East West Properties PLC - Submission of Annual Report for the year ended 31-MAR-2018

Anilana Hotels & Properties PLC- Submission of Annual Report for the year ended 31-MAR-2018

NARRATION CHANGE

City Housing and Real Estate Company PLC - submission of Interim Financial Statements for the quarter ended 30-SEP-2018.

Blue Diamonds Jewellery Worldwide PLC - compliance of CSE Listing Rules in Annual Report 2016/2017

TRANSFERRED IN

East West Properties PLC (EAST) - In terms of Rule 7.5 (d) (II) (3) of the CSE Listing Rules (Enforcement Rules) – Emphasis of matter on going concern in the Independent Auditor's Report on the Audited Financial Statements for the year ended 31st March 2018.

NARRATION CHANGE

Mackwoods Energy PLC-Submission of Interim Financial Statements for the quarter ended 30-SEP-2018.

TRANSFERRED IN

Anilana Hotels and Properties PLC

In terms of Rules 7.5(d) (I) (3) and 7.5 (d) (II) (3) of the CSE Listing Rules (Enforcement Rules) – Modified Audit Opinion and Emphasis of matter on going concern in the Independent Auditor's Report on the Audited Financial Statements for the year ended 31st March 2018.

DEALING SUSPENDED COMPANIES/கனடென்ட் கிரிம் ஈன்சிபிடுவா ஈழி கலமலெ/கொடுக்கல்வாங்கல் நிறுத்தி வைக்கப்பட்டுள்ள கம்பனிகள்

COMPANY கம்பனி	EFFECTIVE DATE உருவாக்க செல்லுபடியாகும் திகதி	REASON ஈன்ஜல காரணம்
Vanik Incorporation PLC	06-Oct-2008	Trading suspended pursuant to a request made by the company based on the Stay Order issued on 21 st November 2008 on the winding up order dated 3 rd October 2008 issued by the District Court of Colombo in Case No.84/CO.
Hotel Developers (Lanka) PLC	11-Nov-2011	Vested with the state in terms of Revival of Underperforming Enterprises or Underutilized Assets Act No.43 of 2011.
Pelwatte Sugar Industries PLC(Under Liquidation)	11-Nov-2011	Vested with the state in terms of Revived of Underperforming Enterprises or Underutilized Assets Act No.43 of 2011.
Touchwood Investments PLC (Under Liquidation)	05-Jun-2014	Dealing suspended due to Winding up order issued by the Colombo Commercial High Court.
Orient Garments PLC	06-Apr-2016	Dealing suspended pursuant to the appointment of a Provisional Liquidator.

TRADING SUSPENDED COMPANIES/වෙළෙඳපොළ ගනුදෙනු කිරීම අත්හිටුවා ඇති සමාගම්/ வியாபாரம் நிறுத்தி வைக்கப்பட்டுள்ள கம்பனிகள்

COMPANY සමාගම கம்பனி	EFFECTIVE DATE වලංගු දිනය செல்லுபடியாகும் திகதி	REASON හේතුව காரணம்
Miramar Beach Hotel PLC	26-Feb-2015	Trading in shares of MIRA has been suspended with effect from 26 th February 2015 as per the Directive issued by the SEC on 26 th January 2015.
	02-Apr- 2018	Trading suspended in terms Rule 7.4 (c) (vii) and Rule 7.5 (e) (7) of the CSE Listing Rules (Enforcement Rules).
Entrust Securities PLC	5-Jan-2016	Trading has been suspended pending clarification regarding the current status of the company
	02-Apr- 2018	Trading suspended in terms Rule 7.5 (e) (7) of the CSE Listing Rules (Enforcement Rules).
	12-Jul-2018	Trading suspended in terms of Rule 7.5 (d) (I) (9) of the CSE Listing Rules (Enforcement Rules) - Qualified Opinion in the Independent Auditor's Report on the Audited Financial Statements for the year ended 31st March 2016.
PC House PLC	02-Apr- 2018	Trading suspended in terms Rule 7.4 (c) (vii) and Rule 7.5 (e) (7) of the CSE Listing Rules (Enforcement Rules).
PC Pharma PLC	02-Apr- 2018	Trading suspended in terms Rule 7.4 (c) (vii) and Rule 7.5 (e) (7) of the CSE Listing Rules (Enforcement Rules).
Standard Capital PLC	02-Apr- 2018	Trading suspended in terms Rule 7.5 (e) (7) of the CSE Listing Rules (Enforcement Rules).
Swarnamahal Financial Services PLC	2-Jul-2018	Trading suspended in terms of CSE Listing Rule 7.10.7 (i) due to Non Compliance with Corporate Governance Rules 7.10.2 (a), 7.10.5 (a), 7.10.6 (a). (Enforcement Rules)
Mackwoods Energy PLC	25-Sep-2018	Trading suspended in terms of Rule 7.5 (d) (I) (9) of the CSE Listing Rules (Enforcement Rules) - Qualified Opinion in the Independent Auditor's Report on the Audited Financial Statements for the year ended 31st March 2017.
	10-Dec-2018	Trading suspended in terms of Rule 7.5 (e) (7) of the CSE Listing rules (Enforcement Rules) - Non-submission of the Annual Report for the year ended 31st March 2018.
Janashakhi PLC	4-Oct-2018	Trading suspended in terms Rule 7.5 (d) (I) (9) of the CSE Listing Rules (Enforcement Rules) - Qualified Opinion in the Independent Auditor's Report on the Audited Financial Statements for the year ended 31st March 2017..
	10-Dec-2018	Trading suspended in terms of Rule 7.5 (e) (7) of the CSE Listing rules (Enforcement Rules) - Non-submission of the Annual Report for the year ended 31st March 2018.
Central Investments & Finance PLC	23-Nov-2017	Trading has been suspended pursuant to the disclosure published by the Central Bank of Sri Lanka on 23 rd November 2017.
	02-Apr- 2018	Trading suspended in terms Rule 7.4 (c) (vii) and Rule 7.5 (e) (7) of the CSE Listing Rules. (Enforcement Rules)
Lanka Cement PLC	7-Sep-2018	Trading suspended in terms of Rule 7.5 (e) (7) of the CSE Listing Rules (Enforcement Rules) - Non- Submission of Annual Report for the year ended 31st December 2017
	26-Nov-2018	Trading suspended in terms of Rule 7.4 (c) (vii) of the CSE Listing Rules (Enforcement Rules) - Non-submission of Interim Financial Statements for the quarter ended 30th June 2018.

TRADING SUSPENDED COMPANIES/වෙළෙඳපොළ ගනුදෙනු කිරීම අත්හිටුවා ඇති සමාගම්/ வியாபாரம் நிறுத்தி வைக்கப்பட்டுள்ள கம்பனிகள்

COMPANY සමාගම கம்பனி	EFFECTIVE DATE වලංගු දිනය செல்லுபடியாகும் திகதி	REASON හේතුව காரணம்
Huejay International Investments PLC	26-Nov-2018	Trading suspended in terms of Rule 7.4 (c) (vii) of the CSE Listing Rules (Enforcement Rules) - Non-submission of Interim Financial Statements for the quarter ended 30th June 2018.
	10-Dec-2018	Trading suspended in terms of Rule 7.5 (e) (7) of the CSE Listing rules (Enforcement Rules)- Non-submission of the Annual Report for the year ended 31st March 2018.
Adam Investments PLC	10-Dec-2018	Trading suspended in terms of Rule 7.5 (e) (7) of the CSE Listing rules (Enforcement Rules) - Non-submission of the Annual Report for the year ended 31st March 2018
Ceylon & Foreign Trades PLC	10-Dec-2018	Trading suspended in terms of Rule 7.5 (e) (7) of the CSE Listing rules (Enforcement Rules) - Non-submission of the Annual Report for the year ended 31st March 2018.
Lucky Lanka Milk Processing Company PLC	10-Dec-2018	Trading suspended in terms of Rule 7.5 (e) (7) of the CSE Listing rules (Enforcement Rules) - Non-submission of the Annual Report for the year ended 31st March 2018.
Adam Capital PLC	10-Dec-2018	Trading suspended in terms of Rule 7.5 (e) (7) of the CSE Listing rules (Enforcement Rules) - Non-submission of the Annual Report for the year ended 31st March 2018.
Radiant Gems International PLC	10-Dec-2018	Trading suspended in terms of Rule 7.5 (e) (7) of the CSE Listing rules (Enforcement Rules) - Non-submission of the Annual Report for the year ended 31st March 2018.

LISTED COMPANIES - NOTICE OF ANNUAL GENERAL MEETINGS(AGM)/ලැයිස්තුවක සමාගම් - වාර්ෂික මහා සභා රැස්වීම් පිළිබඳ නිවේදනය/பட்டியல் படுத்தப்பட்ட கம்பனிகள் - ஆண்டுப் பொதுக்கூட்ட அறிவித்தல்க

COMPANY සමාගම கம்பனி	DATE දිනය திகதி	VENUE ස්ථානය இடம்	TIME වේලාව நேரம்
Anilana Hotels and Properties PLC	17-12-2018	"Orchid" Auditorium of the BMICH.	10.00 a.m.
Sinhaputhra Finance PLC	20-12-2018	Registered Office of the Company, No. 11, Hill Street, Kandy.	09.30 a.m.
East West Properties PLC	17-01-2019	"Grand Oriental Hotel, No. 1, York Street, Colombo 01.	03.00 p.m.
Blue Diamonds Jewellery Worldwide PLC	28-01-2019	Hotel Good wood Plaza (PVT) Ltd, Canada Friendship Road, Katunayake.	09.00 a.m.
DFCC Bank PLC*	28-03-2019	Cinnamon Lakside No. 115 Sir Chittampalam A Gardiner Mawatha Colombo 02.	10.00 a.m.
HNB Assurance PLC*	28-03-2019	Auditorium of Level 22 "HNB Towers" at No. 479 T B Jayah Mawatha Colombo 10.	10.00 a.m.
Commercial Bank of Ceylon PLC	28-03-2019	To be notified.	03.00 p.m.
Pan Asia Banking Corporation PLC	29-03-2019	To be notified.	09.30 a.m.
Sampath Bank PLC	29-03-2019	To be notified.	09.30 a.m.
Hatton National Bank PLC	29-03-2019	Auditorium on Level 22 "HNB Towers" at No. 479 T. B. Jayah Mawatha Colombo 10.	10.00 a.m.

*Tentative

LISTED COMPANIES – NOTICE OF EXTRAORDINARY GENERAL MEETINGS (EGM)/ලැයිස්තුගත සමාගම් - විශේෂ මහා සභා රැස්වීම් පිළිබඳ නිවේදනය/புரட்டியல் படுதத்ப்பட்ட கம்பனிகள் - விசேஷ பொதுக்கூட்ட அறிவித்தல்கள் உடமுஉ ம

COMPANY සමාගම கம்பனி	DATE දිනය திகதி	VENUE ස්ථානය இடம்	TIME වේලාව நேரம்
Bogawanthalawa Tea Estates PLC	31-12-2018	Registered Office of the Company, No.153, Nawala Road, Narahenpita, Colombo 05.	10.00 a.m.

ANNUAL REPORTS FOR THE YEAR ENDED 31st MARCH 2018 (2018-03-31)වැනි දින අවසන් වූ වසර සඳහා වාර්ෂික වාර්තා (විගණනය කළ/විගණනය කොළ)மார்ச் (2018-03-31) இல் முடிவடையும் நிதியாண்டுக்கான ஆண்டறிக்கைகள் (கணக்காய்வுக்கு உட்பட்ட) - (உட்படுத்தப்படாத)

COMPANY/සමාගම/கம்பனி
Anilana Hotels and Properties PLC
Blue Diamonds Jewellery Worldwide PLC
East West Properties PLC

INTERIM FINANCIAL STATEMENTS FOR THE PERIOD ENDED 30-09-2018/2018-09-30 දිනෙන් අවසන් වූ කාලය සඳහා අතරු මූල්‍ය ප්‍රකාශන 30-09-2018 இல் முடிவடையும் 3 மாத காலத்திற்கான இடைக்கால நிதிக்கூற்றுக்கள்

COMPANY/සමාගම/கம்பனி
City Housing & Real Estates Company PLC
Mackwoods Energy PLC

CSE CIRCULARS / SEC DIRECTIVES / DISCLOSURES /කොටස් වෙළෙඳපොළ වකුලේඛ / සුරැකුම්පත් සහ විනිමය කොමිෂන් සභාවේ නියෝග / அனாவரணை/பரிவர்த்தனையின் சுற்றுநிருபங்கள் / பிணையங்கள் ஆணைக்குழுவின பணிப்புரைகள் / வெளிப்படுத்தல்கள்

ANNOUNCEMENT නිවේදනය அறிவித்தல்	DATE දිනය திகதி																		
<p>ENFORCEMENT ACTION IN TERMS OF CSE LISTING RULES:</p> <p>NOTIFICATION RE. TRADING SUSPENSION</p> <p>Date: 10th December 2018</p> <p>Trading of the securities of following companies, which are on the Watch List, has been suspended with effect from 10th December 2018 in terms of Rule 7.5 (e) (7) of the CSE Listing Rules.</p> <table border="1"> <thead> <tr> <th>Company</th> <th>Company ID</th> <th>Reason for Non-Compliance</th> </tr> </thead> <tbody> <tr> <td>Adam Investments PLC</td> <td>AINV</td> <td>Non-submission of the Annual Report for the year ended 31st March 2018</td> </tr> <tr> <td>Ceylon & Foreign Trades PLC</td> <td>CFT</td> <td>Non-submission of the Annual Report for the year ended 31st March 2018</td> </tr> <tr> <td>Lucky Lanka Milk Processing Company PLC</td> <td>LLMP</td> <td>Non-submission of the Annual Report for the year ended 31st March 2018</td> </tr> <tr> <td>Adam Capital PLC</td> <td>PCHH</td> <td>Non-submission of the Annual Report for the year ended 31st March 2018</td> </tr> <tr> <td>Radiant Gems International PLC</td> <td>RGEM</td> <td>Non-submission of the Annual Report for the year ended 31st March 2018</td> </tr> </tbody> </table>	Company	Company ID	Reason for Non-Compliance	Adam Investments PLC	AINV	Non-submission of the Annual Report for the year ended 31 st March 2018	Ceylon & Foreign Trades PLC	CFT	Non-submission of the Annual Report for the year ended 31 st March 2018	Lucky Lanka Milk Processing Company PLC	LLMP	Non-submission of the Annual Report for the year ended 31 st March 2018	Adam Capital PLC	PCHH	Non-submission of the Annual Report for the year ended 31 st March 2018	Radiant Gems International PLC	RGEM	Non-submission of the Annual Report for the year ended 31 st March 2018	10-12-2018
Company	Company ID	Reason for Non-Compliance																	
Adam Investments PLC	AINV	Non-submission of the Annual Report for the year ended 31 st March 2018																	
Ceylon & Foreign Trades PLC	CFT	Non-submission of the Annual Report for the year ended 31 st March 2018																	
Lucky Lanka Milk Processing Company PLC	LLMP	Non-submission of the Annual Report for the year ended 31 st March 2018																	
Adam Capital PLC	PCHH	Non-submission of the Annual Report for the year ended 31 st March 2018																	
Radiant Gems International PLC	RGEM	Non-submission of the Annual Report for the year ended 31 st March 2018																	

CSE CIRCULARS / SEC DIRECTIVES / DISCLOSURES /கொட்சீ வෙலெட்போல வகலேவ / ஸ்டுடகூழீசன் ஸக விதிமல ககூழீசன் ஸகாவே திலேயே / ஂனாவரகூலன்/புரிவர்த்தனையின் கறறுநிருபங்கள் / பிணையங்கள் ஆணைக்குழுவின பணிப்புரைகள் / வெளிப்புடுத்தல்கள்

ANNOUNCEMENT திலேடனல அறிவித்தல்		DATE டனல திகதி
NOTIFICATION		
Date : 10 th December 2018		
Further to the Notification made by the CSE dated 10 th December 2018 (RE: Enforcement Action in terms of the CSE Listing Rules: Notification RE. Trading Suspension), the further Issuances of Shares announced by the following Companies will not be processed by the CSE until such time the respective companies comply with the applicable Listing Rule(s).		10-12-2018
Company	Type of Further Issuances	Date of Announcement of the further Issuance of shares
Adam Capital PLC	Rights Issue	28 th February 2017
Adam Investments PLC	Rights Issue	28 th February 2017
Ceylon & Foreign Trades PLC	Capitalization of Reserves	31 st July 2018
PAP.N0000-Trading Halted Trading of PAP.N0000 has been halted pending dividend announcement		12-12-2018
PAP.N0000-Trading Halt Lifted Please note that the trading halt imposed on PAP.N0000 has been lifted.		12-12-2018

CORPORATE DISCLOSURES/ஓ஁஁கூ ஂனாவரகூலன்/கூட்டாண்மையின் வெளிப்புடுத்தல்கள்

COMPANY/ஓ஁஁஁஁/கம்பனி	SUBJECT/஁஁஁஁/விடயம்	DATE/டனல/ திகதி
Bogawantalawa Tea Estates PLC	Re-Designation of Deputy Chairman	07-12-2018
Ceylon Hospitals PLC (Durdans)	Related Party Transaction	07-12-2018
Housing Development Finance Corporation Bank of Sri Lanka	Change in Directorate	07-12-2018
Ceylon & Foreign Trades PLC	Corporate Disclosures	10-12-2018
Adam Investments PLC		
Adam Capital PLC		
Kelsey Developments PLC	Resignation of Chief Executive Officer	10-12-2018
MTD Walkers PLC	Non-Compliance of Minimum Public Holding Requirement	11-12-2018
MTD Walkers PLC	Non-Compliance of Corporate Governance Rules	11-12-2018
Lotus Hydro Power PLC	Non-Compliance of Minimum Public Holding Requirements	11-12-2018
Janashakthi PLC	Voluntary offer by Janashakthi PLC to purchase 72,401,314 Ordinary shares of Dunamis Capital PLC	11-12-2018
John Keells Hotels PLC	Non-Compliance of Minimum Public Holding Requirements	11-12-2018
Ceylon Printers PLC		
Paragon Ceylon PLC		
Office Equipment PLC		

CORPORATE DISCLOSURES/ஓ஁஁கூ ஂனாவரகூலன்/கூட்டாண்மையின் வெளிப்புடுத்தல்கள்

COMPANY/සමාගම/கம்பனி	SUBJECT/විෂය/விடயம்	DATE/දිනය/திகதி
People`s Merchant Finance PLC	Independent Auditors Report containing an emphasis of matter on going concern	12-12-2018
Commercial Development Company PLC	Non-Compliance of Minimum Public Holding Requirements	13-12-2018
AMW Capital Leasing and Finance PLC	Related Party Transaction	13-12-2018
Office Equipment PLC	Annual General Meeting	14-12-2018
Ceylon Printers PLC		
Paragon Ceylon PLC		
Lee Hedges PLC	Rectification of the emphasis of matter on the going concern in the Audited Financial statements 31 st March 2018	14-12-2018
Asiri Hospital Holdings PLC	Corporate Disclosure	14-12-2018

DISCLOSURES OF DEALINGS BY DIRECTORS OF LISTED COMPANIES / ශ්‍රී ලංකා සමාගම්වල අධ්‍යක්ෂකවරුන්ගේ ගනුදෙනු අනාවරණයන්/பட்டியற்படுத்தப்பட்ட கம்பனிகளின் இயக்குநர்களின் பரிமாற்றங்கள் தொடர்பான வெளிப்படுத்தல்கள்

COMPANY සමාගම கம்பனி	NAME OF DIRECTOR අධ්‍යක්ෂකගේ නම இயக்குநர் பெயர்	NATURE OF THE DIRECTORSHIP අධ්‍යක්ෂක තනතුරේ ස්වභාවය இயக்குநர் பதவியின் தன்மை	NATURE OF TRANSACTION ගනුදෙනුවේ ස්වභාවය பரிமாற்றத்தின் தன்மை	ANNOUNCEMENT RECEIVED DATE නිවේදනය ලැබුනදිනය அறிவித்தல் பெற்றுக் கொள்ளப்பட்ட திகதி
Tess Agro PLC	Mrs. S. A. Fernando (Close Family Member of Mr. D. Fernando)	Close Family Member of the Director	Sale	07-12-2018
Softlogic Capital PLC	Mr. A. K. Pathirage	Chairman	Purchase	10-12-2018
C M Holdings PLC	Mr. A. Rajaratnam	Non-Executive Director	Acquisition	10-12-2018
Sigiriya Village Hotels PLC	Mr. A. Rajaratnam	Non-Executive Director	Acquisition	11-12-2018
Colombo Fort Investments PLC	Mr. A. Rajaratnam	Non-Executive Director	Acquisition	11-12-2018
HNB Assurance PLC	Dr. S. Selliah	Independent Non-Executive Director	Purchase	11-12-2018
Lion Brewery (Ceylon) PLC	Mr. H. Selvanathan	Directors	Acquisition	12-12-2018
	Mr. S. K. Shah			
	Mr. D. C. R. Gunawardena			
	Mr. K. Selvanathan			
Vidullanka PLC	Mr. S. R. Mather	Non-Executive Director	Purchase	13-12-2018
National Development Bank PLC	Mr. M. Fernando (Spouse of Mr. K. Fernando)	Spouse of the Non-Executive Director	Acquisition	13-12-2018

CHANGE OF DIRECTORATES / අධ්‍යක්ෂක මණ්ඩල වෙනස්වීම්/இயக்குநர் சபை மாற்றங்கள்
APPOINTMENTS/පත් කිරීම්/நியமனங்கள்

NAME OF DIRECTOR අධ්‍යක්ෂකගේ නම இயக்குநர் பெயர்	DESIGNATION නනතුර புதவி	COMPANY සමාගම கம்பனி	EFFECTIVE DATE වලංගු දිනය செல்லுபடியாகும் திகதி
Mr. K. D. G. Gunaratne*	Independent Non-Executive Director	Horana Plantations PLC	04-12-2018
Mr. R. E. U. De Silva	Independent Non-Executive Director	The Fortress Resorts PLC	10-12-2018
Mr. H. A. Karunaratne	Non-Executive/Nominee Director	Colombo Dockyard PLC	07-12-2018

*Will continue as an Alternate Director to Mr. K. D. D. Perera

RESIGNATIONS / දළුලා අස්වීම්/இராஜினாமாக்கள்

NAME OF DIRECTOR අධ්‍යක්ෂකගේ නම இயக்குநர் பெயர்	DESIGNATION නනතුර புதவி	COMPANY සමාගම கம்பனி	EFFECTIVE DATE වලංගු දිනය செல்லுபடியாகும் திகதி
Mr. S. Senaratne	Independent Non-Executive Director	The Fortress Resorts PLC	04-12-2018
Mr. C. V. Kulatilaka	Director	Resus Energy PLC	07-12-2018
Mr. I. S. Somaratne	Alternate Director to Mr. C. V. Kulatilaka		
Mr. H. R. S. Wijeratne	Director	MTD Walkers PLC	11-12-2018
Mr. Y. Imai	Alternate Director to Mr. T. Nakabe	Colombo Dockyard PLC	27-03-2018

Price changes during the week 10-12-2018 to 14-12-2018

සතිය තුළ මිල වෙනස්වීම්

වාර්තා කළ හැකි විවෘත අයිතමය

Company Name	Prv. Week's Close Price (Rs.)	Cur. Week's Close Price (Rs.)	Highest Price (Rs.)	Lowest Price (Rs.)	Change in Price During the week (Rs.)	Trade Volume (No.)	Share Volume (No.)	Turnover (Rs.)	52 Week Highest Price (Rs.)	52 Week Lowest Price (Rs.)
සමාගමේ නම	පෙර සතියේ සමාජන මිල	මේ සතියේ සමාජන මිල	ඉහළම මිල	පහළම මිල	සතිය තුළදී මිල වෙනස් වීම	ගනුදෙනු ප්‍රමාණය	කොටස් ප්‍රමාණය	පිරිවැටුම	සති 52 තුළ ඉහළම මිල	සති 52 තුළ අවම මිල
කම්පනි பெயர்	முன்னைய வார இறுதி நிறைவு விலை	இவ்வார இறுதி நிறைவு விலை	உயர்ந்த விலை	குறைந்த விலை	வாரத்தின் விலை அசைவு	வியாபார அளவுகள்	பங்குகளின் அளவு	புரள்வு	52வார உயர் விலை	52வார குறைந்த விலை

BANKS FINANCE AND INSURANCE

MAIN BOARD

A I A INSURANCE	1,259.30	1,826.50	1,990.00	1,299.90	567.20	986	13,732	22,378,135.60	1,990.00	315.00
ALLIANCE	57.00	57.00	59.70	56.50	0.00	65	14,120	802,589.30	74.00	56.50
ASIA ASSET	0.90	0.90	1.00	0.90	0.00	86	256,508	232,205.90	1.50	0.90
CDB	83.00	84.00	84.00	82.00	1.00	15	18,103	1,503,005.10	94.00	62.30
CDB[NON-VOTING]	71.00	72.90	72.90	71.00	1.90	4	10,501	746,521.10	82.50	55.00
CENTRAL FINANCE	90.00	90.00	91.00	89.50	0.00	49	48,474	4,362,591.00	110.00	87.00
CEYLINCO INS.	1,995.60	1,996.00	1,996.00	1,995.00	0.40	5	2,703	5,395,073.00	2,100.00	1,300.00
CEYLINCO INS.[NON-VOTING]	960.00	953.20	960.00	950.00	(6.80)	17	5,699	5,416,540.00	1,078.80	825.00
COMMERCIAL BANK	118.80	116.00	118.50	115.10	(2.80)	316	5,952,146	692,012,098.80	142.50	107.50
COMMERCIAL BANK[NON-VOTING]	98.80	96.00	98.70	95.00	(2.80)	52	8,341	799,854.70	110.00	88.00
DFCC BANK PLC	95.10	92.00	95.00	91.00	(3.10)	30	58,137	5,354,063.30	124.70	87.00
FIRST CAPITAL	29.80	31.30	31.80	28.40	1.50	375	449,588	13,854,254.10	37.40	24.50
HDFC	27.60	27.00	28.00	27.00	(0.60)	8	1,933	52,400.20	36.50	23.00
HNB	219.30	215.00	218.90	212.00	(4.30)	103	613,157	131,139,313.70	257.50	200.00
HNB[NON-VOTING]	168.50	167.50	170.00	167.00	(1.00)	42	3,509	589,312.60	204.50	150.00
HNB ASSURANCE	113.50	125.50	129.00	113.00	12.00	361	1,031,949	118,992,517.50	129.00	70.50
JANASHAKTHI INS.	28.00	29.80	30.10	27.30	1.80	1,046	2,570,306	74,693,783.20	33.50	15.70
L O L C HOLDINGS	91.20	88.60	91.00	88.60	(2.60)	20	3,730	333,668.20	138.00	82.40
LANKA VENTURES	42.00	42.00	46.00	42.00	0.00	15	14,109	592,776.60	55.50	38.20
LB FINANCE	121.60	121.50	122.80	121.00	(0.10)	22	17,549	2,139,820.20	132.00	110.00
NAT. DEV. BANK	108.90	106.90	109.00	106.00	(2.00)	150	773,608	82,516,367.50	141.40	98.00
NATION LANKA	0.60	0.60	0.70	0.60	0.00	40	244,734	149,654.60	1.40	0.60
NATIONS TRUST	90.00	90.00	90.60	90.00	0.00	50	31,456	2,831,159.10	93.00	77.00
PAN ASIA	14.50	14.50	14.70	14.10	0.00	69	155,754	2,253,737.90	17.60	13.00
PEOPLE'S INS	19.50	19.80	19.90	19.40	0.30	89	93,420	1,825,375.70	24.00	18.70
PEOPLES LEASING	16.20	16.20	16.40	16.00	0.00	86	41,067	666,007.20	17.60	13.90
S M B LEASING	0.50	0.50	0.60	0.50	0.00	31	916,254	458,127.30	0.80	0.40
S M B LEASING[NON-VOTING]	0.30	0.20	0.30	0.20	(0.10)	18	161,398	32,345.20	0.30	0.20
SAMPATH	242.70	237.00	242.90	237.00	(5.70)	350	572,151	136,581,771.70	335.50	218.00
SANASA DEV. BANK	75.00	74.10	75.30	74.00	(0.90)	28	1,743	129,559.90	112.90	70.10
SEYLAN BANK	80.50	82.50	82.50	76.50	2.00	32	12,588	1,005,343.30	94.80	64.10
SEYLAN BANK[NON-VOTING]	47.50	47.00	48.90	45.00	(0.50)	211	582,751	27,149,959.70	59.00	37.00
SINGER FINANCE	13.80	13.50	14.00	13.40	(0.30)	46	24,900	341,464.80	17.00	12.50
UNION BANK	11.10	11.10	11.20	10.80	0.00	124	576,023	6,313,581.80	15.80	10.70
VALLIBEL FINANCE	70.00	70.50	70.50	68.20	0.50	13	30,910	2,164,204.20	75.90	60.00

DIRI SAVI BOARD

AMANA BANK	3.00	3.10	3.10	3.00	0.10	18	114,951	345,208.10	3.90	3.00
AMANA LIFE	11.90	11.80	12.00	11.70	(0.10)	11	5,226	61,903.70	13.50	1.00
AMANA TAKAFUL	6.80	6.50	6.80	6.50	(0.30)	16	24,439	160,227.30	9.40	0.60
AMF CO LTD	400.00	400.00	420.00	420.00	0.00	1	1	420.00	500.00	350.00
ARPICO INSURANCE	18.30	19.00	19.60	18.00	0.70	79	99,794	1,839,044.00	20.00	15.50
BIMPUTH FINANCE	31.10	31.00	33.50	30.00	(0.10)	14	7,385	228,960.80	49.70	26.50
COM.CREDIT	28.80	29.00	30.00	29.00	0.20	16	4,696	137,011.40	45.10	0.00
DIALOG FINANCE	41.30	41.30	45.50	41.30	0.00	6	311	12,865.30	78.70	22.00
MULTI FINANCE	14.00	13.90	14.80	13.10	(0.10)	10	833	11,596.90	16.90	9.20
ORIENT FINANCE	15.80	15.20	16.30	14.70	(0.60)	364	578,172	8,909,529.90	21.70	10.50
PRIME FINANCE	21.00	18.20	22.00	17.90	(2.80)	23	10,848	194,976.70	24.30	14.40
SOFTLOGIC CAP	6.00	6.20	6.30	6.00	0.20	129	1,490,981	9,062,926.20	6.40	4.30
SOFTLOGIC FIN	26.50	24.50	29.00	24.50	(2.00)	50	32,910	868,098.30	40.00	22.90
Softlogic Life	37.70	37.90	39.40	36.90	0.20	323	277,707	10,568,200.20	42.00	20.50
UNION ASSURANCE	324.90	350.60	360.00	318.00	25.70	275	34,903	12,211,931.20	364.00	134.00

WATCH LIST

ABANS FINANCIAL	19.00	18.00	19.00	17.60	(1.00)	10	1,206	21,707.80	25.50	16.20
-----------------	-------	-------	-------	-------	--------	----	-------	-----------	-------	-------

Price changes during the week 10-12-2018 to 14-12-2018

සතිය තුළ මිල වෙනස්වීම්

வாரத்துக்கான விலை அசைவுகள்

Company Name	Prv. Week's Close Price (Rs.)	Cur. Week's Close Price (Rs.)	Highest Price (Rs.)	Lowest Price (Rs.)	Change in Price During the week(Rs.)	Trade Volume (No.)	Share Volume (No.)	Turnover (Rs.)	52 Week Highest Price(Rs.)	52 Week Lowest Price(Rs.)
සමාගමේ නම	පෙර සතිසේ සමාජන මිල	මේ සතිසේ සමාජන මිල	ඉහළම මිල	පහළම මිල	සතිය තුළදී මිල වෙනස් වීම	ගනුදෙනු ප්‍රමාණය	කොටස් ප්‍රමාණය	පිරිවැටුම	සති 52 තුළ ඉහළම මිල	සති 52 තුළ අවම මිල
கம்பனி பெயர்	முன்னைய வார இறுதி நிறைவு விலை	இவ்வார இறுதி நிறைவு விலை	உயர்ந்த விலை	குறைந்த விலை	வாரத்தின் விலை அசைவு	வியாபார அளவுகள்	பங்குகளின் அளவு	புரள்வு	52வார உயர் விலை	52வார குறைந்த விலை

BANKS FINANCE AND INSURANCE

WATCH LIST

ARPICO	160.00	160.00	153.00	153.00	0.00	1	1	153.00	178.40	140.00
ASIA CAPITAL	7.00	6.50	6.80	6.20	(0.50)	32	20,307	128,605.10	10.40	5.90
BRAC LNKA FNANCE	40.00	40.70	42.90	37.10	0.70	15	261	10,763.60	84.00	21.10
COMM LEASE & FIN	2.60	2.60	2.80	2.40	0.00	31	13,898	37,271.60	3.10	1.90
LOLC FINANCE	3.70	3.60	3.80	3.60	(0.10)	34	101,581	370,668.40	4.20	3.00
MERCHANT BANK	9.00	8.50	9.20	8.10	(0.50)	85	50,757	440,018.30	14.70	7.40
PEOPLE'S MERCH	10.70	10.80	11.00	10.10	0.10	22	5,924	63,753.40	14.30	8.20
SINHAPUTHRA FIN	8.50	8.30	8.90	7.80	(0.20)	54	26,422	208,316.70	12.80	7.50
THE FINANCE CO.	2.20	2.00	2.30	2.00	(0.20)	35	61,699	132,681.10	5.70	2.00
THE FINANCE CO.[NON-VOTING]	1.20	1.20	1.40	1.10	0.00	90	179,209	224,427.70	2.60	0.90
TRADE FINANCE	58.00	58.00	62.00	59.60	0.00	2	11	658.00	75.00	42.00

BEVERAGE FOOD AND TOBACCO

MAIN BOARD

BAIRAHA FARMS	128.00	124.00	128.00	124.00	(4.00)	50	16,082	2,035,339.90	152.00	115.00
CARGILLS	200.00	200.00	200.00	196.00	0.00	3	61	12,156.00	210.00	0.00
CEYLON TOBACCO	1,439.90	1,435.00	1,449.90	1,415.00	(4.90)	20	353	504,455.40	1,449.90	0.00
COLD STORES	720.00	720.00	730.00	720.00	0.00	9	134	96,809.80	1,000.00	700.00
CONVENIENCE FOOD	450.00	450.00	440.00	440.00	0.00	2	22	9,680.00	570.00	325.00
LION BREWERY	555.00	555.00	556.00	555.00	0.00	14	187,204	103,898,221.20	679.00	0.00
LMF	140.00	140.00	135.00	131.10	0.00	2	16	2,156.10	195.00	130.00
NESTLE	1,749.90	1,700.10	1,749.70	1,680.00	(49.80)	20	4,578	7,781,272.60	1,899.00	1,600.00
RENUKA AGRI	2.00	2.00	2.10	1.90	0.00	47	296,140	573,480.60	2.60	1.80
RENUKA FOODS	14.50	13.60	14.50	12.70	(0.90)	26	78,107	1,055,842.00	20.00	10.50
RENUKA FOODS[NON-VOTING]	10.00	10.80	10.90	10.00	0.80	5	111	1,191.40	17.00	8.00
TEA SMALLHOLDER	22.50	23.00	23.00	22.60	0.50	6	5,403	123,869.00	40.00	21.00
THREE ACRE FARMS	104.00	102.00	104.60	100.50	(2.00)	11	2,751	277,280.20	120.00	0.00

DIRI SAVI BOARD

CEYLON BEVERAGE	725.00	731.00	731.00	725.00	6.00	9	2,466	1,789,056.00	869.90	600.00
DILMAH CEYLON	620.00	620.00	620.00	619.90	0.00	19	1,207	748,334.90	630.00	530.00
HARISCHANDRA	1,499.50	1,499.50	1,499.00	1,499.00	0.00	1	3	4,497.00	1,599.00	1,057.10
KEELLS FOOD	135.00	135.00	134.10	134.10	0.00	1	1	134.10	149.00	121.00
RAIGAM SALTERNS	2.00	1.90	2.00	1.90	(0.10)	18	38,407	74,794.50	2.50	1.80

WATCH LIST

DISTILLERIES	16.90	16.40	16.90	16.30	(0.50)	54	73,600	1,215,256.20	35.00	16.00
HVA FOODS	4.50	4.40	4.60	4.40	(0.10)	34	25,465	114,588.80	7.50	4.20
KOTMALE HOLDINGS	174.90	165.00	165.00	165.00	(9.90)	3	180	29,700.00	225.00	150.00

CONSTRUCTION AND ENGINEERING

MAIN BOARD

ACCESS ENG SL	16.00	15.10	16.00	15.00	(0.90)	795	2,936,013	45,766,206.30	24.10	13.50
DOCKYARD	58.00	55.00	59.90	54.00	(3.00)	38	20,585	1,166,307.50	93.50	50.50
LANKEM DEV.	4.30	4.10	4.40	4.00	(0.20)	175	297,329	1,239,245.50	8.80	4.00

WATCH LIST

MTD WALKERS	12.50	11.00	12.60	10.70	(1.50)	473	377,912	4,438,805.10	25.50	6.90
-------------	-------	-------	-------	-------	--------	-----	---------	--------------	-------	------

CHEMICALS AND PHARMACEUTICALS

MAIN BOARD

CHEMANEX	50.40	50.00	53.90	49.30	(0.40)	39	2,345	117,684.60	70.00	40.00
CIC	39.10	40.10	41.80	39.30	1.00	14	1,236	49,373.80	68.00	38.00
CIC[NON-VOTING]	30.60	30.10	32.50	30.00	(0.50)	24	13,770	414,923.30	52.00	28.00
HAYCARB	134.20	134.90	135.00	125.30	0.70	20	6,461	872,114.00	148.90	119.10
MULLERS	0.70	0.60	0.70	0.60	(0.10)	11	22,545	15,771.30	1.20	0.50
UNION CHEMICALS	400.00	400.00	399.80	399.80	0.00	1	1	399.80	500.00	310.00

Price changes during the week 10-12-2018 to 14-12-2018

සතිය තුළ මිල වෙනස්වීම්

வாரத்துக்கான விலை அசைவுகள்

Company Name	Prv. Week's Close Price (Rs.)	Cur. Week's Close Price (Rs.)	Highest Price (Rs.)	Lowest Price (Rs.)	Change in Price During the week(Rs.)	Trade Volume (No.)	Share Volume (No.)	Turnover (Rs.)	52 Week Highest Price(Rs.)	52 Week Lowest Price(Rs.)
සමාගමේ නම	පෙර සතියේ සමාජන මිල	මේ සතියේ සමාජන මිල	ඉහළම මිල	පහළම මිල	සතිය තුළදී මිල වෙනස් වීම	ලකුණු ප්‍රමාණය	කොටස් ප්‍රමාණය	පිරිවැටුම	සති 52 තුළ ඉහළම මිල	සති 52 තුළ පහළම මිල
கம்பனி பெயர்	முன்னைய வார இறுதி நிறைவு விலை	இவ்வார இறுதி நிறைவு விலை	உயர்ந்த விலை	குறைந்த விலை	வாரத்தின் விலை அசைவு	வியாபார அளவுகள்	பங்குகளின் அளவு	புரள்வு	52வார உயர் விலை	52வார குறைந்த விலை

CHEMICALS AND PHARMACEUTICALS

DIRI SAVI BOARD

LANKEM CEYLON	25.00	25.10	28.40	25.00	0.10	16	1,950	48,916.70	50.50	24.00
---------------	-------	-------	-------	-------	------	----	-------	-----------	-------	-------

WATCH LIST

INDUSTRIAL ASPH.	375.00	375.00	374.00	300.00	0.00	7	28	8,639.20	410.00	273.90
MORISONS	720.90	720.90	722.00	670.10	0.00	8	23	16,118.50	760.00	500.00
MORISONS[NON-VOTING]	432.20	532.90	540.00	530.90	100.70	9	111	59,152.10	664.00	360.70

DIVERSIFIED HOLDINGS

MAIN BOARD

AITKEN SPENCE	47.00	46.80	47.50	45.50	(0.20)	41	128,570	5,961,583.90	56.50	42.50
C T HOLDINGS	165.80	165.00	169.00	165.00	(0.80)	15	97,732	16,130,850.80	195.00	145.00
CARSONS	165.00	165.00	175.00	170.00	0.00	5	55	9,489.00	240.00	156.00
DUNAMIS CAPITAL	35.40	42.00	45.00	34.00	6.60	308	161,524	6,669,034.00	45.00	17.00
EXPOLANKA	4.20	4.20	4.30	4.00	0.00	150	1,431,398	5,865,508.20	5.80	3.80
FORT LAND	16.00	15.30	16.00	15.10	(0.70)	25	3,185	49,179.80	22.80	14.10
HAYLEYS	186.00	185.20	189.90	185.00	(0.80)	43	6,295	1,167,047.40	254.00	175.00
HEMAS HOLDINGS	88.00	88.00	88.50	85.10	0.00	32	433,356	37,538,624.70	130.00	83.50
JKH	161.00	160.50	161.50	158.00	(0.50)	333	4,927,916	788,611,031.60	167.00	126.00
MELSTACORP	50.00	52.00	53.80	48.50	2.00	54	590,408	29,527,611.20	71.50	0.00
RICHARD PIERIS	10.30	10.30	10.50	10.30	0.00	134	655,184	6,749,432.40	13.80	9.90
SOFTLOGIC	20.40	20.10	20.70	19.90	(0.30)	104	96,954	1,952,078.60	26.20	11.90
SUNSHINE HOLDING	53.80	53.80	53.80	47.40	0.00	2	2	101.20	60.00	45.10

DIRI SAVI BOARD

BROWNS CAPITAL	3.50	3.50	3.60	3.40	0.00	109	213,974	741,750.00	4.80	2.90
BROWNS INVSTMNTS	2.00	1.90	2.00	1.80	(0.10)	99	603,198	1,154,789.70	3.40	1.80
VALLIBEL ONE	17.30	16.60	17.80	16.60	(0.70)	110	96,319	1,636,507.10	25.00	15.90

WATCH LIST

AMBEON CAPITAL	4.30	4.20	4.40	4.20	(0.10)	7	4,715	19,803.60	6.20	4.00
----------------	------	------	------	------	--------	---	-------	-----------	------	------

FOOTWEAR AND TEXTILES

MAIN BOARD

HAYLEYS FABRIC	9.50	9.30	9.60	9.30	(0.20)	89	270,219	2,541,306.50	14.90	8.40
----------------	------	------	------	------	--------	----	---------	--------------	-------	------

WATCH LIST

ODEL PLC	30.00	29.20	29.40	28.00	(0.80)	19	16,671,040	446,786,167.30	32.50	20.80
----------	-------	-------	-------	-------	--------	----	------------	----------------	-------	-------

HOTELS AND TRAVELS

MAIN BOARD

A.SPEN.HOT.HOLD.	27.00	27.50	28.00	27.00	0.50	9	351	9,701.30	35.00	24.00
AHOT PROPERTIES	40.30	40.00	40.00	39.00	(0.30)	14	8,690	344,389.50	57.00	34.80
AMAYA LEISURE	42.70	42.70	40.00	36.20	0.00	3	83	3,316.20	58.00	36.20
CITRUS LEISURE	5.00	4.90	4.90	4.80	(0.10)	21	21,191	103,766.80	9.10	4.80
DOLPHIN HOTELS	25.00	24.80	25.50	24.70	(0.20)	14	11,344	282,178.90	32.00	23.00
HOTEL SIGIRIYA	52.80	52.70	54.60	52.70	(0.10)	66	3,384	181,446.10	76.50	45.00
HOTELS CORP.	12.00	11.10	12.00	11.00	(0.90)	6	5,008	55,970.50	17.30	11.00
HUNAS FALLS	82.40	75.10	83.90	75.10	(7.30)	35	1,955	153,386.70	104.00	50.00
KANDY HOTELS	5.00	5.00	5.30	4.70	0.00	36	14,968	72,587.50	6.50	4.70
KEELLS HOTELS	7.60	7.80	7.90	7.60	0.20	65	48,789	378,788.10	10.10	7.40
KINGSBURY	15.00	15.00	15.00	14.50	0.00	9	504,008	7,559,771.70	19.60	12.90
RENUKA CITY HOT.	248.50	236.20	269.00	236.20	(12.30)	7	2,291	543,954.10	356.00	210.00
SIGIRIYA VILLAGE	40.00	41.00	41.00	40.00	1.00	7	1,250	50,252.50	49.90	37.00
TANGERINE	37.40	37.00	39.40	35.10	(0.40)	13	4,715	173,894.90	52.00	34.20

DIRI SAVI BOARD

BANSEI RESORTS	5.80	6.00	6.20	5.80	0.20	15	754	4,524.10	7.50	4.10
BERUWALA RESORTS	0.70	0.70	0.70	0.60	0.00	4	20,008	14,005.50	0.90	0.50
CITRUS HIKKADUWA	3.90	3.80	4.00	3.70	(0.10)	23	23,562	89,512.00	13.20	3.70

Price changes during the week 10-12-2018 to 14-12-2018

සතිය තුළ මිල වෙනස්වීම්

வாரத்துக்கான விலை அசைவுகள்

Company Name	Prv. Week's Close Price (Rs.)	Cur. Week's Close Price (Rs.)	Highest Price (Rs.)	Lowest Price (Rs.)	Change in Price During the week(Rs.)	Trade Volume (No.)	Share Volume (No.)	Turnover (Rs.)	52 Week Highest Price(Rs.)	52 Week Lowest Price(Rs.)
සමාගමේ නම	පෙර සතිගේ සමාජන මිල	මේ සතිගේ සමාජන මිල	ඉහළම මිල	පහළම මිල	සතිය තුළදී මිල වෙනස් වීම	ගනුදෙනු ප්‍රමාණය	කොටස් ප්‍රමාණය	පිරිවැටුම	සති 52 තුළ ඉහළම මිල	සති 52 තුළ අවම මිල
கம்பனி பெயர்	முன்னைய வார இறுதி நிறைவு விலை	இவ்வார இறுதி நிறைவு விலை	உயர்ந்த விலை	குறைந்த விலை	வாரத்தின் விலை அசைவு	வியாபார அளவுகள்	பங்குகளின் அளவு	புரள்வு	52வார உயர் விலை	52வார குறைந்த விலை

HOTELS AND TRAVELS

DIRI SAVI BOARD

CITRUS WASKADUWA	2.70	2.70	2.80	2.60	0.00	12	6,509	17,584.50	3.90	2.30
EDEN HOTEL LANKA	13.60	12.70	13.60	12.10	(0.90)	14	1,633	20,938.90	18.60	10.00
FORTRESS RESORTS	9.50	9.30	9.50	9.00	(0.20)	18	30,604	277,761.70	12.30	8.60
GALADARI	6.90	6.80	6.90	6.60	(0.10)	33	13,446	92,108.20	9.70	6.40
JETWING SYMPHONY	10.80	12.00	12.00	12.00	1.20	2	1,000	12,000.00	16.00	0.00
LIGHTHOUSE HOTEL	29.80	29.00	34.00	28.50	(0.80)	12	2,382	70,452.30	45.00	27.10
MAHAWELI REACH	13.20	13.60	13.70	13.00	0.40	13	976	12,929.40	19.80	12.60
MARAWILA RESORTS	1.80	1.70	1.80	1.70	(0.10)	34	179,908	317,154.30	2.70	1.70
NUWARA ELIYA	999.60	950.00	999.90	950.00	(49.60)	24	354	336,350.90	1,350.00	891.00
PALM GARDEN HOTEL	22.00	21.40	23.80	21.40	(0.60)	4	952	22,055.30	29.90	19.10
PEGASUS HOTELS	22.10	21.60	22.90	21.50	(0.50)	11	1,586	34,459.80	33.00	20.00
RAMBODA FALLS	18.00	17.50	20.60	17.50	(0.50)	16	546	10,144.20	22.20	15.90
RENUKA HOTELS	52.00	51.00	52.30	50.00	(1.00)	25	14,139	729,092.70	129.90	35.00
ROYAL PALMS	16.10	15.30	16.00	15.00	(0.80)	6	1,556	23,804.20	21.90	15.00
TAL LANKA	14.40	13.30	14.00	12.60	(1.10)	28	3,845	51,578.70	19.60	11.30
TRANS ASIA	85.00	85.00	79.00	72.50	0.00	4	32	2,502.00	97.00	70.20

WATCH LIST

ANILANA HOTELS	1.20	1.30	1.30	1.10	0.10	75	737,529	877,539.70	1.60	0.90
BROWNS BEACH	13.60	12.60	13.70	12.30	(1.00)	34	5,238	65,560.80	18.00	12.00

HEALTH CARE

MAIN BOARD

ASIRI	22.90	22.90	23.00	22.50	0.00	25	8,319	189,371.00	27.60	21.50
ASIRI SURG	9.30	9.50	9.60	9.40	0.20	27	6,169	58,785.70	11.60	9.20
DURDANS	75.00	74.90	75.00	74.90	(0.10)	4	163	12,209.80	87.00	70.10
DURDANS[NON-VOTING]	67.00	69.00	69.00	67.00	2.00	5	5,100	341,900.00	76.00	54.20
NAWALOKA	4.40	4.50	4.60	4.40	0.10	10	11,341	51,018.40	4.80	4.10

WATCH LIST

LANKA HOSPITALS	40.60	41.60	41.90	40.00	1.00	18	7,209	295,424.20	64.00	39.00
SINGHE HOSPITALS	1.20	1.30	1.30	1.20	0.10	20	15,181	19,735.20	1.90	1.10

INVESTMENT TRUSTS

MAIN BOARD

CEYLON GUARDIAN	69.80	68.00	68.90	67.30	(1.80)	14	3,962	269,128.50	99.80	65.00
CEYLON INV.	37.20	37.10	38.40	36.70	(0.10)	30	6,017	226,900.00	49.00	33.00
LANKA REALTY	19.50	20.00	21.00	19.80	0.50	36	5,676	115,279.40	40.00	18.00
RENUKA HOLDINGS	16.00	16.00	16.70	15.70	0.00	23	176,942	2,830,397.40	24.90	14.00
RENUKA HOLDINGS[NON-VOTING]	12.10	12.30	12.90	12.10	0.20	10	85,005	1,035,611.70	19.00	10.50

DIRI SAVI BOARD

AMBEON HOLDINGS	11.20	11.20	11.50	11.00	0.00	21	16,311	180,882.00	12.90	8.60
CFI	50.00	51.00	51.00	50.50	1.00	3	3,201	163,250.50	69.00	40.00
CIT	60.20	58.10	60.20	58.00	(2.10)	11	1,333	78,549.10	89.90	56.00
GUARDIAN CAPITAL	22.00	22.50	24.00	20.30	0.50	29	3,411	72,784.60	35.00	19.50

WATCH LIST

LEE HEDGES	68.70	68.70	68.00	58.20	0.00	2	11	738.20	98.00	56.70
------------	-------	-------	-------	-------	------	---	----	--------	-------	-------

INFORMATION TECHNOLOGY

DIRI SAVI BOARD

E - CHANNELLING	4.50	4.70	4.70	4.30	0.20	22	51,169	226,273.20	7.00	4.00
-----------------	------	------	------	------	------	----	--------	------------	------	------

LAND AND PROPERTY

MAIN BOARD

CARGO BOAT	70.00	69.00	70.00	68.00	(1.00)	17	8,876	619,243.50	90.90	63.50
COLOMBO LAND	15.90	15.00	15.90	15.00	(0.90)	16	5,530	83,685.40	23.00	14.20

Price changes during the week 10-12-2018 to 14-12-2018

සතිය තුළ මිල වෙනස්වීම්

வாரத்துக்கான விலை அசைவுகள்

Company Name	Prv. Week's Close Price (Rs.)	Cur. Week's Close Price (Rs.)	Highest Price (Rs.)	Lowest Price (Rs.)	Change in Price During the week(Rs.)	Trade Volume (No.)	Share Volume (No.)	Turnover (Rs.)	52 Week Highest Price(Rs.)	52 Week Lowest Price(Rs.)
සමාගමේ නම	පෙර සතිසේ සමාජන මිල	මේ සතිසේ සමාජන මිල	ඉහළම මිල	පහළම මිල	සතිය තුළදී මිල වෙනස් වීම	ලබාදෙන ප්‍රමාණය	කොටස් ප්‍රමාණය	පිරිවැටුම	සති 52 තුළ ඉහළම මිල	සති 52 තුළ අවම මිල
கம்பனி பெயர்	முன்னைய வார இறுதி நிறைவு விலை	இவ்வார இறுதி நிறைவு விலை	உயர்ந்த விலை	குறைந்த விலை	வாரத்தின் விலை அசைவு	வியாபார அளவுகள்	பங்குகளின் அளவு	புரள்வு	52வார உயர் விலை	52வார குறைந்த விலை

LAND AND PROPERTY

MAIN BOARD

KELSEY	32.00	30.40	34.70	30.00	(1.60)	9	627	19,096.90	47.90	24.00
ON'ALLY	102.50	92.80	92.80	85.50	(9.70)	2	469	43,515.90	118.80	0.00
OVERSEAS REALTY	16.40	16.50	16.60	16.40	0.10	22	8,734	143,666.00	18.80	15.30
R I L PROPERTY	7.00	6.90	7.00	6.80	(0.10)	36	58,046	397,534.00	7.90	6.60
SEYLAN DEVTS	10.40	10.50	10.90	10.30	0.10	30	10,985	114,016.30	14.90	10.00
YORK ARCADE	85.00	86.00	90.10	86.00	1.00	6	392	34,016.10	143.90	13.00

DIRI SAVI BOARD

C T LAND	28.30	28.30	28.80	28.00	0.00	2	6	172.00	63.90	26.20
EQUITY TWO PLC	45.90	48.00	52.50	48.00	2.10	3	217	10,480.50	77.80	38.00
MILLENNIUM HOUSE	8.80	8.50	8.80	8.00	(0.30)	24	1,754	15,059.10	13.00	7.20
SERENDIB ENG.GRP	6.60	6.50	6.90	6.40	(0.10)	37	14,915	99,480.00	10.00	5.10

WATCH LIST

CITY HOUSING	5.00	4.70	5.00	4.50	(0.30)	19	27,005	122,966.90	7.00	4.00
COMMERCIAL DEV.	70.10	70.10	70.00	70.00	0.00	1	1	70.00	80.00	66.20
EAST WEST	14.00	13.10	14.40	13.00	(0.90)	207	284,766	3,870,663.40	24.90	9.50
PDL	115.00	115.00	116.00	115.00	0.00	5	1,201	138,215.00	132.00	76.10

MANUFACTURING

MAIN BOARD

ABANS	57.20	60.50	60.50	58.20	3.30	11	262	15,781.20	95.00	55.00
ACL	37.00	36.40	38.00	36.10	(0.60)	19	11,040	406,909.20	44.70	36.00
ACL PLASTICS	74.00	75.00	79.90	74.00	1.00	13	4,403	343,928.50	133.70	67.00
ACME	4.50	4.60	5.00	4.40	0.10	21	19,124	88,604.20	7.20	4.00
ALUFAB	16.80	16.90	17.30	16.00	0.10	180	39,535	653,230.40	24.50	15.00
CENTRAL IND.	29.30	28.10	29.40	28.10	(1.20)	24	4,654	133,171.40	42.90	26.00
CHEVRON	74.60	73.10	75.30	72.70	(1.50)	240	88,105	6,512,182.60	122.00	64.80
DANKOTUWA PORCEL	6.50	6.20	6.60	6.20	(0.30)	64	75,696	478,458.30	8.40	5.90
DIPPED PRODUCTS	85.00	85.00	85.10	85.00	0.00	21	13,729	1,166,965.50	100.00	66.20
GRAIN ELEVATORS	59.30	58.90	60.00	58.00	(0.40)	60	38,388	2,238,232.50	76.00	54.50
HAYLEYS FIBRE	75.00	75.00	78.90	73.00	0.00	66	31,729	2,373,386.40	82.00	60.00
KELANI CABLES	72.30	72.00	72.90	70.00	(0.30)	14	2,729	191,611.70	100.00	68.00
KELANI TYRES	36.30	36.80	36.80	35.50	0.50	26	2,701	96,966.20	49.50	33.00
LANKA ALUMINIUM	57.70	62.00	65.00	57.90	4.30	81	22,673	1,371,499.70	74.90	53.00
LANKA TILES	78.00	75.00	77.90	75.00	(3.00)	7	491	37,057.00	115.00	74.50
LANKA WALLTILE	73.20	72.00	74.00	72.00	(1.20)	6	2,771	199,545.20	109.90	70.50
LAXAPANA	12.30	10.90	12.20	10.90	(1.40)	2	101	1,102.20	13.00	9.50
PIRAMAL GLASS	3.90	3.80	3.90	3.70	(0.10)	55	135,812	521,648.70	6.20	3.70
REGNIS	72.10	72.00	72.50	69.50	(0.10)	6	1,916	138,002.00	123.00	65.10
ROYAL CERAMIC	75.00	75.00	77.90	74.80	0.00	49	16,611	1,247,040.00	122.00	72.30
SAMSON INTERNAT.	100.00	100.00	90.00	88.10	0.00	5	8	718.10	118.70	73.10
SWISSTEK	41.00	40.90	40.90	40.50	(0.10)	2	200	8,140.00	68.70	36.00
TEEJAY LANKA	32.50	32.90	33.40	31.70	0.40	111	359,166	11,762,665.90	36.60	27.60
TOKYO CEMENT	26.50	25.40	26.80	25.30	(1.10)	153	135,088	3,504,648.90	69.90	22.00
TOKYO CEMENT[NON-VOTING]	24.10	23.00	24.40	23.00	(1.10)	51	71,126	1,658,031.30	62.00	20.00

DIRI SAVI BOARD

AGSTAR PLC	3.60	3.60	3.90	3.60	0.00	11	3,344	12,361.80	5.40	3.20
ALUMEX PLC	13.90	14.00	14.00	13.50	0.10	38	31,981	437,521.70	19.00	12.70
BOGALA GRAPHITE	13.30	13.30	13.40	12.60	0.00	4	57	747.80	15.70	12.00
BPPL HOLDINGS	11.40	12.00	12.00	12.00	0.60	1	100	1,200.00	14.20	11.30
LANKA CERAMIC	158.80	149.50	149.50	145.00	(9.30)	7	134	19,901.10	178.00	130.00
RICH PIERIS EXP	215.00	211.90	218.00	206.00	(3.10)	140	33,313	7,062,791.50	228.00	160.00
SINGER IND.	64.30	64.30	66.80	65.00	0.00	4	26	1,716.50	175.00	62.00

WATCH LIST

Price changes during the week 10-12-2018 to 14-12-2018

සතිය තුළ මිල වෙනස්වීම්

வாரத்துக்கான விலை அசைவுகள்

Company Name	Prv. Week's Close Price (Rs.)	Cur. Week's Close Price (Rs.)	Highest Price (Rs.)	Lowest Price (Rs.)	Change in Price During the week(Rs.)	Trade Volume (No.)	Share Volume (No.)	Turnover (Rs.)	52 Week Highest Price(Rs.)	52 Week Lowest Price(Rs.)
සමාගමේ නම	පෙර සතියේ සමාජන මිල	මේ සතියේ සමාජන මිල	ඉහළම මිල	පහළම මිල	සතිය තුළදී මිල වෙනස් වීම	ගනුදෙනු ප්‍රමාණය	කොටස් ප්‍රමාණය	පිරිවැටුම	සති 52 තුළ ඉහළම මිල	සති 52 තුළ අවම මිල
கம்பனி பெயர்	முன்னைய வார இறுதி நிறைவு விலை	இவ்வார இறுதி நிறைவு விலை	உயர்ந்த விலை	குறைந்த விலை	வாரத்தின் விலை அசைவு	வியாபார அளவுகள்	பங்குகளின் அளவு	புரள்வு	52வார உயர் விலை	52வார குறைந்த விலை

MANUFACTURING

WATCH LIST

BLUE DIAMONDS	0.60	0.50	0.60	0.50	(0.10)	27	67,202	39,695.30	1.20	0.50
BLUE DIAMONDS[NON-VOTING]	0.20	0.20	0.30	0.20	0.00	6	57,745	13,859.10	0.60	0.20
SIERRA CABL	2.10	2.10	2.10	2.00	0.00	52	294,514	590,844.10	2.70	1.80

MOTORS

MAIN BOARD

AUTODROME	82.70	81.40	81.50	65.00	(1.30)	18	657	49,704.50	105.00	65.00
C M HOLDINGS	51.90	50.00	51.30	48.70	(1.90)	8	3,826	193,688.70	75.00	42.00
DIMO	343.00	342.40	350.00	342.00	(0.60)	20	309	106,240.00	500.00	325.40
LANKA ASHOK	820.00	820.00	800.00	795.00	0.00	6	17	13,535.00	1,240.00	750.10
UNITED MOTORS	75.10	75.00	79.40	75.00	(0.10)	23	8,708	653,126.50	87.40	70.10

OIL PALMS

MAIN BOARD

BUKIT DARAH	205.40	205.00	214.00	204.80	(0.40)	6	479	98,149.10	274.90	200.00
-------------	--------	--------	--------	--------	--------	---	-----	-----------	--------	--------

WATCH LIST

GOOD HOPE	902.60	902.60	995.40	712.00	0.00	5	7	6,114.30	1,387.00	712.00
INDO MALAY	1,300.00	1,300.00	1,100.10	1,100.10	0.00	1	1	1,100.10	1,600.00	980.10
SELINSING	830.30	830.30	738.10	674.00	0.00	14	29	19,651.90	849.70	550.00
SHALIMAR	1,497.60	1,497.60	1,870.00	1,500.00	0.00	5	6	9,820.00	2,150.00	1,125.00

POWER AND ENERGY

MAIN BOARD

LANKA IOC	26.10	24.60	26.40	24.60	(1.50)	192	215,227	5,384,374.70	37.00	24.00
LAUGFS GAS	18.70	19.00	19.40	18.70	0.30	66	49,577	937,821.60	39.80	14.60
LAUGFS GAS[NON-VOTING]	15.10	15.20	15.50	15.00	0.10	31	12,979	197,305.00	31.00	12.10
LVL ENERGY	8.00	8.00	8.20	8.00	0.00	33	223,531	1,788,250.70	10.50	7.30
PANASIAN POWER	3.00	3.10	3.20	3.00	0.10	64	705,100	2,171,706.50	3.50	2.60
RESUS ENERGY	22.10	22.50	22.90	22.20	0.40	10	110,686	2,490,167.40	25.00	17.10
VALLIBEL	6.50	6.50	6.60	6.40	0.00	35	26,761	174,327.50	7.80	6.30
VIDULLANKA	4.80	4.50	4.90	4.50	(0.30)	26	3,165,751	14,274,951.70	5.40	4.10

WATCH LIST

LOTUS HYDRO	4.90	4.90	4.90	4.60	0.00	16	31,403	146,584.40	6.00	4.20
-------------	------	------	------	------	------	----	--------	------------	------	------

PLANTATIONS

MAIN BOARD

AGALAWATTE	14.30	13.90	14.50	13.90	(0.40)	6	195	2,763.50	24.00	12.50
BALANGODA	12.30	11.70	12.30	11.50	(0.60)	57	12,156	143,719.90	32.30	11.50
HORANA	14.40	14.00	14.70	13.80	(0.40)	16	51,065	721,262.50	28.90	13.80
KAHAWATTE	40.00	40.00	36.00	36.00	0.00	1	6	216.00	44.00	30.40
KEGALLE	55.50	59.00	59.50	53.00	3.50	14	6,306	364,926.00	78.00	50.00
KOTAGALA	7.10	7.10	7.20	6.90	0.00	12	27,542	193,040.00	13.10	6.50
MALWATTE	7.90	7.90	8.00	7.10	0.00	14	8,338	61,975.80	11.80	5.40
MALWATTE[NON-VOTING]	4.20	4.20	4.30	4.10	0.00	178	71,339	296,192.70	10.70	4.10
NAMUNUKULA	58.50	58.00	61.70	58.00	(0.50)	5	310	18,350.00	114.90	55.50
TALAWAKELLE	48.60	47.50	47.50	47.50	(1.10)	1	1,000	47,500.00	61.00	42.50
WATAWALA	20.50	20.00	20.20	19.70	(0.50)	36	18,146	362,279.10	31.70	19.20

DIRI SAVI BOARD

BOGAWANTALAWA	9.80	9.50	9.80	9.40	(0.30)	28	8,501	80,983.40	18.60	8.60
ELPITIYA	19.00	19.80	20.00	18.00	0.80	35	17,313	318,038.50	30.70	18.00
HAPUGASTENNE	18.00	16.80	17.60	16.50	(1.20)	8	812	13,673.40	32.00	13.50
HATTON	7.10	6.80	7.10	6.80	(0.30)	6	884	6,013.30	10.70	6.50
MASKELIYA	9.80	9.60	9.80	8.30	(0.20)	63	8,733	81,537.20	24.00	8.30
UDAPUSSELLAWA	28.10	28.10	28.90	27.50	0.00	6	154	4,355.00	46.70	24.00

WATCH LIST

Price changes during the week 10-12-2018 to 14-12-2018

සතිය තුළ මිල වෙනස්වීම්

வாரத்துக்கான விலை அசைவுகள்

Company Name	Prv. Week's Close Price (Rs.)	Cur. Week's Close Price (Rs.)	Highest Price (Rs.)	Lowest Price (Rs.)	Change in Price During the week(Rs.)	Trade Volume (No.)	Share Volume (No.)	Turnover (Rs.)	52 Week Highest Price(Rs.)	52 Week Lowest Price(Rs.)
සමාගමේ නම	පෙර සතියේ සමාජන මිල	මේ සතියේ සමාජන මිල	ඉහළම මිල	පහළම මිල	සතිය තුළදී මිල වෙනස් වීම	ගනුදෙනු ප්‍රමාණය	කොටස් ප්‍රමාණය	පිරිවැටුම	සති 52 තුළ ඉහළම මිල	සති 52 තුළ අවම මිල
கம்பனி பெயர்	முன்னைய வார இறுதி நிறைவு விலை	இவ்வார இறுதி நிறைவு விலை	உயர்ந்த விலை	குறைந்த விலை	வாரத்தின் விலை அசைவு	வியாபார அளவுகள்	பங்குகளின் அளவு	புரள்வு	52வார உயர் விலை	52வார குறைந்த விலை

PLANTATIONS

WATCH LIST

MADULSIMA	6.00	6.20	6.20	5.70	0.20	16	36,100	217,592.60	14.90	5.70
-----------	------	------	------	------	------	----	--------	------------	-------	------

STORES AND SUPPLIES

MAIN BOARD

COLOMBO CITY	765.00	749.80	797.00	749.00	(15.20)	5	634	475,414.00	999.00	611.00
GESTETNER	100.50	100.00	110.00	100.00	(0.50)	4	193	19,351.00	125.00	98.00
HUNTERS	373.60	400.00	455.00	393.00	26.40	11	767	307,317.90	510.00	341.00

SERVICES

MAIN BOARD

LAKE HOUSE PRIN.	133.00	138.70	139.10	121.10	5.70	10	299	41,434.90	159.60	107.50
------------------	--------	--------	--------	--------	------	----	-----	-----------	--------	--------

DIRI SAVI BOARD

ASIA SIYAKA	2.10	2.00	2.10	2.00	(0.10)	19	168,910	338,255.90	2.80	1.90
CEYLON TEA BRKRS	2.80	2.70	2.80	2.70	(0.10)	29	138,348	381,071.50	4.60	2.70
JOHN KEELLS	50.00	50.90	52.50	48.00	0.90	32	3,803	194,939.00	70.00	48.00
RENUKA CAPITAL	3.90	4.30	4.50	4.00	0.40	45	50,912	215,232.80	5.00	3.70

WATCH LIST

CEYLON PRINTERS	75.50	65.00	65.00	63.20	(10.50)	3	551	35,813.20	90.00	49.00
PARAGON	59.10	50.10	59.00	50.10	(9.00)	3	1,465	77,846.50	75.00	38.10

TELECOMMUNICATIONS

MAIN BOARD

DIALOG	10.90	10.30	11.10	10.30	(0.60)	752	10,362,845	109,700,361.60	14.80	10.30
SLT	21.40	21.30	21.40	20.90	(0.10)	40	16,267	342,785.40	30.00	18.90

TRADING

MAIN BOARD

EASTERN MERCHANT	4.20	4.40	4.40	4.20	0.20	10	1,809	7,639.40	6.70	3.90
SINGER SRI LANKA	29.50	29.80	29.80	29.60	0.30	2	950	28,300.00	45.00	28.00

DIRI SAVI BOARD

BROWNS	62.40	61.00	64.90	59.90	(1.40)	43	52,844	3,246,225.50	80.00	46.50
C.W.MACKIE	43.10	45.00	48.00	42.50	1.90	11	2,706	118,124.50	52.40	40.00
TESS AGRO	0.60	0.60	0.60	0.50	0.00	62	929,433	468,187.70	1.20	0.40
TESS AGRO[NON-VOTING]	0.50	0.50	0.50	0.40	0.00	9	58,827	24,716.50	1.20	0.40

WATCH LIST

OFFICE EQUIPMENT	86.10	89.90	89.90	72.10	3.80	6	112	9,856.80	91.90	45.00
------------------	-------	-------	-------	-------	------	---	-----	----------	-------	-------

Price Index by Sector - Closing Index for the week /

வீக்சேது வகெயன் தீடு டுஃகெய / துறையீதியான விலை சுட்டி - வார நிறைவில் சுட்டிகள்

	10-12-2018	11-12-2018	12-12-2018	13-12-2018	14-12-2018	52 Week High	52 Week Low
All Share Index	6,043.49	6,026.26	6,035.27	6,060.20	6,062.55	6,598.73	5,761.09
S&P SL 20	3,172.38	3,148.48	3,151.00	3,154.42	3,149.43	3,810.05	2,909.08
BANKS FINANCE AND INSURANCE	16,349.31	16,285.40	16,366.15	16,519.15	16,593.40	17,479.16	15,023.70
BEVERAGE FOOD AND TOBACCO	24,458.22	24,413.03	24,488.27	24,499.66	24,451.49	25,560.45	22,785.50
CHEMICALS AND PHARMACEUTICALS	5,212.47	5,227.52	5,195.05	5,188.98	5,247.94	5,982.42	4,899.14
CONSTRUCTION AND ENGINEERING	1,518.94	1,503.20	1,498.72	1,494.04	1,441.73	2,381.27	1,287.50
DIVERSIFIED HOLDINGS	1,577.02	1,577.22	1,575.86	1,584.36	1,586.76	1,797.48	1,428.91
FOOTWEAR AND TEXTILES	983.44	935.82	933.80	935.82	960.26	985.46	777.10
HEALTH CARE	812.13	816.20	820.08	813.27	821.02	988.09	790.76
HOTELS AND TRAVELS	2,641.82	2,638.46	2,637.75	2,651.61	2,648.58	2,869.67	2,623.58
INFORMATION TECHNOLOGY	26.63	26.63	26.63	27.19	27.75	38.89	24.41
INVESTMENT TRUSTS	9,546.22	9,507.57	9,482.62	9,502.47	9,451.34	12,134.56	9,072.01
LAND AND PROPERTY	547.47	545.57	545.25	548.35	545.69	608.62	535.07
MANUFACTURING	2,835.21	2,844.02	2,854.24	2,853.38	2,842.88	3,997.81	2,692.53
MOTORS	13,026.67	13,026.67	12,928.25	12,985.96	12,995.49	14,592.69	12,525.84
OIL PALMS	50,765.67	50,765.67	50,718.06	50,718.06	50,718.06	58,225.62	48,697.90
PLANTATIONS	716.67	716.15	709.82	712.07	716.27	1,008.10	709.82
POWER AND ENERGY	110.61	109.72	107.69	107.93	107.52	144.10	105.37
SERVICES	16,255.70	16,354.40	15,643.55	16,131.79	16,156.48	19,680.17	15,643.55
STORES AND SUPPLIES	28,044.84	28,510.12	28,510.12	28,510.12	28,510.12	29,847.21	24,892.70
TELECOMMUNICATIONS	142.05	138.72	138.01	137.50	136.79	188.56	136.79
TRADING	12,334.21	12,312.66	12,539.20	12,503.77	12,342.53	15,938.32	10,989.39

Trading figures for the last four weeks and previous 2 years

பஃதிரை சஸி 4 னா பஃதிரை வசர் 2 சஃதிரை துறையீது சஸிவலை

கடந்த நான்கு வாரங்கள் மற்றும் கடந்த 2 வருடங்களுக்கான வியாபாரப் புள்ளிவிபரங்கள்

Previous Years

பூவில வசர்
கடந்த வருடங்கள்

	14-12-2018	07-12-2018	30-11-2018	23-11-2018	15-12-2017	16-12-2016
--	------------	------------	------------	------------	------------	------------

Trading Volumes

துறையீது பூதா

வியாபார அளவுகள்

Total Turnover (Rs.)	3,135,646,643.80	3,072,610,436.70	3,776,898,407.70	1,474,537,477.00	3,541,180,733.00	3,412,510,478.50
----------------------	------------------	------------------	------------------	------------------	------------------	------------------

சமஸ்திரை சிரிவஃதிரை

தொத்தப் புள்ளி

Share Volume (No.)	69,952,974	103,306,806	151,033,704	40,435,257	135,523,523	57,504,279
--------------------	------------	-------------	-------------	------------	-------------	------------

தொடுவீது பூதா

பங்கு அளவு

Trades (No.)	15,594	21,058	16,326	7,511	13,054	6,572
--------------	--------	--------	--------	-------	--------	-------

துறையீது சஸிவலை

வியாபாரங்கள்

Market Days	5	5	5	3	5	3
-------------	---	---	---	---	---	---

வெலையெல தின

சந்தை நாட்கள்

Averages

சமஸ்திரை

சராசரிகள்

Total Turnover (Rs.)	627,129,328.76	614,522,087.34	755,379,681.54	491,512,492.33	708,236,146.60	1,137,503,492.83
----------------------	----------------	----------------	----------------	----------------	----------------	------------------

சமஸ்திரை சிரிவஃதிரை

தொத்தப் புள்ளி

Share Volume (No.)	13,990,595	20,661,361	30,206,741	13,478,419	27,104,705	19,168,093
--------------------	------------	------------	------------	------------	------------	------------

தொடுவீது பூதா

பங்கு அளவு

Trades (No.)	3,119	4,212	3,265	2,504	2,611	2,191
--------------	-------	-------	-------	-------	-------	-------

துறையீது சஸிவலை

வியாபாரங்கள்

Contribution of top 10 securities to the change of ASPI for the week / සියලු කොටස් මිල දර්ශකයේ වෙනස් වීම සඳහා ඉහළම දායකත්වය දැක්වූ සුරැකුම්පත් 10 / අපවිෂ්
 இன் வாரத்துக்கான அசைவிற்கு பங்களிப்பு வழங்கிய முதல் 10 சிறந்த பிணையங்கள்

Company ID	Company Name	Points
සමාගමේ සංකේතය கம்பனி குறியீடு	සමාගමේ නම கம்பனி பெயர்	ලකුණු புள்ளிகள்
CTCE	A I A INSURANCE	37.19
MELS	MELSTACORP	4.96
UAL	UNION ASSURANCE	3.23
CSEC	DUNAMIS CAPITAL	1.73
HASU	HNB ASSURANCE	1.29
JETS	JETWING SYMPHONY	1.28
JINS	JANASHAKTHI INS.	.87
SEYB	SEYLAN BANK	.78
KHL	KEELLS HOTELS	.62
TJL	TEEJAY LANKA	.6

Trading Statistics on a Daily Basis / දෛනික පදනම මත ගනුදෙනු සංඛ්‍යා දැක්වීම / தினசரி அடிப்படையில் வியாபார புள்ளி விபரங்கள்

Current Week / මෙම සතිය තුළ / இவ்வாரம்				Current Week (Previous Year) / මෙම සතිය (පසුගිය වසරේ) / இவ்வாரம் (கடந்த வருடம்)			
Date	Turnover(Rs.)	Shares(No.)	Trades(No.)	Date	Turnover(Rs.)	Shares(No.)	Trades(No.)
දිනය	පිරිවැටුම	කොටස් සංඛ්‍යාව	ගනුදෙනු සංඛ්‍යාව	දිනය	පිරිවැටුම	කොටස් සංඛ්‍යාව	ගනුදෙනු සංඛ්‍යාව
திகதி	புரள்வு	பங்குகள்	வியாபாரம்	திகதி	புரள்வு	பங்குகள்	வியாபாரம்
10-12-2018	569,675,035.40	9,590,386	2,421	11-12-2017	282,209,156.30	10,105,946	2,479
11-12-2018	689,289,842.20	14,078,386	2,767	12-12-2017	999,838,096.50	21,037,572	2,881
12-12-2018	904,410,275.60	28,951,210	2,864	13-12-2017	682,809,227.90	21,374,681	2,446
13-12-2018	675,446,063.60	11,037,148	3,784	14-12-2017	1,230,913,045.50	66,335,715	3,030
14-12-2018	296,825,427.00	6,295,844	3,758	15-12-2017	345,411,206.80	16,669,609	2,218

Crossings for the week / සතිය තුළ සාකච්ඡා කළ ගනුදෙනු / வாரத்தில் சந்திப்பு பலகையில் பரிமாற்றப்பட்டவை

Trade Date	Company Name	Price (Rs.)	Quantity	Turnover (Rs.)
ගනුදෙනු දිනය	සමාගමේ නම	මිල	ප්‍රමාණය	පිරිවැටුම
வியாபாரத் திகதி	கம்பனி பெயர்	விலை	அளவு	புரள்வு
10-DEC-18	MELSTACORP	50.00	572,680	28,634,000.00
11-DEC-18	COMMERCIAL BANK	117.00	188,212	22,020,804.00
11-DEC-18	HNB	214.00	167,500	35,845,000.00
11-DEC-18	HNB	214.00	298,500	63,879,000.00
11-DEC-18	LION BREWERY	555.00	66,302	36,797,610.00
11-DEC-18	LION BREWERY	555.00	69,663	38,662,965.00
12-DEC-18	NAT. DEV. BANK	106.50	470,167	50,072,785.50
12-DEC-18	ODEL PLC	26.80	16,670,000	446,756,000.00
13-DEC-18	COMMERCIAL BANK	116.00	175,000	20,300,000.00
13-DEC-18	COMMERCIAL BANK	116.00	180,487	20,936,492.00
13-DEC-18	COMMERCIAL BANK	116.00	215,333	24,978,628.00
13-DEC-18	COMMERCIAL BANK	116.00	216,584	25,123,744.00
13-DEC-18	COMMERCIAL BANK	116.00	224,748	26,070,768.00
13-DEC-18	COMMERCIAL BANK	116.00	280,935	32,588,460.00
13-DEC-18	COMMERCIAL BANK	116.00	335,176	38,880,416.00
13-DEC-18	COMMERCIAL BANK	116.00	337,122	39,106,152.00
13-DEC-18	COMMERCIAL BANK	116.00	397,070	46,060,120.00
13-DEC-18	COMMERCIAL BANK	116.00	416,884	48,358,544.00
13-DEC-18	HEMAS HOLDINGS	86.50	306,041	26,472,546.50
14-DEC-18	SAMPATH	238.00	111,951	26,644,338.00
14-DEC-18	SAMPATH	238.00	220,000	52,360,000.00

Sector Wise Top 5 Gainers for the week / සතිය තුළ ඉහළ මිල ගණන් වාර්තා කළ සමාගම් අතර ප්‍රමුඛතම සමාගම් 05 (කිසිදු වැටුප්) / වාර්තාව තුළ ප්‍රමුඛතම සමාගම් 05 (කිසිදු වැටුප්) / වාර්තාව තුළ ප්‍රමුඛතම සමාගම් 05 (කිසිදු වැටුප්) / වාර්තාව තුළ ප්‍රමුඛතම සමාගම් 05 (කිසිදු වැටුප්)
 (මුදල් 5 ජීර්ණ ඡායාරූපය පිටපත් කිරීම)

BANKS FINANCE AND INSURANCE			
Company Name	Current Close Price (Rs.)	Previous Close Price (Rs.)	Change (%)
සමාගමේ නම	වත්මන් සමාජීය මිල	පෙර සමාජීය මිල	වෙනස %
කම්පනී பெயர்	தற்போதைய நிறைவு விலை	முன்னைய நிறைவு விலை	அசைவு %
A I A INSURANCE (+)	1,826.50	1,259.30	45.04
HNB ASSURANCE (+)	125.50	113.50	10.57
UNION ASSURANCE (+)	350.60	324.90	7.91
JANASHAKTHI INS. (+)	29.80	28.00	6.43
FIRST CAPITAL	31.30	29.80	5.03

BEVERAGE FOOD AND TOBACCO			
Company Name	Current Close Price (Rs.)	Previous Close Price (Rs.)	Change (%)
සමාගමේ නම	වත්මන් සමාජීය මිල	පෙර සමාජීය මිල	වෙනස %
කම්පනී பெயர்	தற்போதைய நிறைவு விலை	முன்னைய நிறைவு விலை	அசைவு %
RENUKA FOODS[COCO.X0000]	10.80	10.00	8.00
TEA SMALLHOLDER	23.00	22.50	2.22
CEYLON BEVERAGE	731.00	725.00	0.83

CHEMICALS AND PHARMACEUTICALS			
Company Name	Current Close Price (Rs.)	Previous Close Price (Rs.)	Change (%)
සමාගමේ නම	වත්මන් සමාජීය මිල	පෙර සමාජීය මිල	වෙනස %
කම්පනී பெயர்	தற்போதைய நிறைவு விலை	முன்னைய நிறைவு விலை	அசைவு %
MORISONS[MORI.X0000]	532.90	432.20	23.30
CIC	40.10	39.10	2.56
HAYCARB	134.90	134.20	0.52
LANKEM CEYLON	25.10	25.00	0.40

DIVERSIFIED HOLDINGS			
Company Name	Current Close Price (Rs.)	Previous Close Price (Rs.)	Change (%)
සමාගමේ නම	වත්මන් සමාජීය මිල	පෙර සමාජීය මිල	වෙනස %
කම්පනී பெயர்	தற்போதைய நிறைவு விலை	முன்னைய நிறைவு விலை	அசைவு %
DUNAMIS CAPITAL	42.00	35.40	18.64
MELSTACORP	52.00	50.00	4.00

HOTELS AND TRAVELS			
Company Name	Current Close Price (Rs.)	Previous Close Price (Rs.)	Change (%)
සමාගමේ නම	වත්මන් සමාජීය මිල	පෙර සමාජීය මිල	වෙනස %
කම්පනී பெயர்	தற்போதைய நிறைவு விலை	முன்னைய நிறைவு விலை	அசைவு %
JETWING SYMPHONY	12.00	10.80	11.11
ANILANA HOTELS	1.30	1.20	8.33
BANSEI RESORTS	6.00	5.80	3.45
MAHAWELI REACH	13.60	13.20	3.03
KEELLS HOTELS	7.80	7.60	2.63

HEALTH CARE			
Company Name	Current Close Price (Rs.)	Previous Close Price (Rs.)	Change (%)
සමාගමේ නම	වත්මන් සමාජීය මිල	පෙර සමාජීය මිල	වෙනස %
කම්පනී பெயர்	தற்போதைய நிறைவு விலை	முன்னைய நிறைவு விலை	அசைவு %
SINGHE HOSPITALS	1.30	1.20	8.33
DURDANS[CHL.X0000]	69.00	67.00	2.99
LANKA HOSPITALS (+)	41.60	40.60	2.46
NAWALOKA	4.50	4.40	2.27
ASIRI SURG	9.50	9.30	2.15

INVESTMENT TRUSTS			
Company Name	Current Close Price (Rs.)	Previous Close Price (Rs.)	Change (%)
සමාගමේ නම	වත්මන් සමාජීය මිල	පෙර සමාජීය මිල	වෙනස %
කම්පනී பெயர்	தற்போதைய நிறைவு விலை	முன்னைய நிறைவு விலை	அசைவு %
LANKA REALTY	20.00	19.50	2.56
GUARDIAN CAPITAL	22.50	22.00	2.27
CFI	51.00	50.00	2.00
RENUKA HOLDINGS[RHL.X0000]	12.30	12.10	1.65

INFORMATION TECHNOLOGY			
Company Name	Current Close Price (Rs.)	Previous Close Price (Rs.)	Change (%)
සමාගමේ නම	වත්මන් සමාජීය මිල	පෙර සමාජීය මිල	වෙනස %
කම්පනී பெயர்	தற்போதைய நிறைவு விலை	முன்னைய நிறைவு விலை	அசைவு %
E - CHANNELLING	4.70	4.50	4.44

LAND AND PROPERTY			
Company Name	Current Close Price (Rs.)	Previous Close Price (Rs.)	Change (%)
සමාගමේ නම	වත්මන් සමාජීය මිල	පෙර සමාජීය මිල	වෙනස %
කම්පනී பெயர்	தற்போதைய நிறைவு விலை	முன்னைய நிறைவு விலை	அசைவு %
EQUITY TWO PLC	48.00	45.90	4.58
YORK ARCADE	86.00	85.00	1.18
SEYLAN DEVTS (+)	10.50	10.40	0.96
OVERSEAS REALTY (+)	16.50	16.40	0.61

MANUFACTURING			
Company Name	Current Close Price (Rs.)	Previous Close Price (Rs.)	Change (%)
සමාගමේ නම	වත්මන් සමාජීය මිල	පෙර සමාජීය මිල	වෙනස %
කම්පනී பெயர்	தற்போதைய நிறைவு விலை	முன்னைய நிறைவு விலை	அசைவு %
LANKA ALUMINIUM	62.00	57.70	7.45
ABANS	60.50	57.20	5.77
BPPL HOLDINGS	12.00	11.40	5.26
ACME	4.60	4.50	2.22
KELANI TYRES	36.80	36.30	1.38

POWER AND ENERGY

Company Name	Current Close Price (Rs.)	Previous Close Price (Rs.)	Change (%)
සමාගමේ නම	වත්මන් සමාජික මිල	පෙර සමාජික මිල	වෙනස %
கம்பனி பெயர்	தற்போகைய நிறைவு விலை	முன்னைய நிறைவு விலை	அசைவு %
PANASIAN POWER	3.10	3.00	3.33
RESUS ENERGY	22.50	22.10	1.81
LAUGFS GAS	19.00	18.70	1.60
LAUGFS GAS[LGL.X0000]	15.20	15.10	0.66

PLANTATIONS

Company Name	Current Close Price (Rs.)	Previous Close Price (Rs.)	Change (%)
සමාගමේ නම	වත්මන් සමාජික මිල	පෙර සමාජික මිල	වෙනස %
கம்பனி பெயர்	தற்போகைய நிறைவு விலை	முன்னைய நிறைவு விலை	அசைவு %
KEGALLE	59.00	55.50	6.31
ELPITIYA	19.80	19.00	4.21
MADULSIMA (+)	6.20	6.00	3.33

STORES AND SUPPLIES

Company Name	Current Close Price (Rs.)	Previous Close Price (Rs.)	Change (%)
සමාගමේ නම	වත්මන් සමාජික මිල	පෙර සමාජික මිල	වෙනස %
கம்பனி பெயர்	தற்போகைய நிறைவு விலை	முன்னைய நிறைவு விலை	அசைவு %
HUNTERS	400.00	373.60	7.07

SERVICES

Company Name	Current Close Price (Rs.)	Previous Close Price (Rs.)	Change (%)
සමාගමේ නම	වත්මන් සමාජික මිල	පෙර සමාජික මිල	වෙනස %
கம்பனி பெயர்	தற்போகைய நிறைவு விலை	முன்னைய நிறைவு விலை	அசைவு %
RENUKA CAPITAL	4.30	3.90	10.26
LAKE HOUSE PRIN.	138.70	133.00	4.29
JOHN KEELLS	50.90	50.00	1.80

TRADING

Company Name	Current Close Price (Rs.)	Previous Close Price (Rs.)	Change (%)
සමාගමේ නම	වත්මන් සමාජික මිල	පෙර සමාජික මිල	වෙනස %
கம்பனி பெயர்	தற்போகைய நிறைவு விலை	முன்னைய நிறைவு விலை	அசைவு %
EASTERN MERCHANT	4.40	4.20	4.76
OFFICE EQUIPMENT	89.90	86.10	4.41
C.W.MACKIE	45.00	43.10	4.41
SINGER SRI LANKA (+)	29.80	29.50	1.02

Sector Wise Top 5 Losers for the week / මිල ගණන් පහළ ගිය සමාගම් අතර ප්‍රමුඛතම සමාගම් 05 (කේතේ වශයෙන්) / வாரத்தில் துறையடிப்படையில் முதல் 5 மதிப்பிழந்த பிணையங்கள்

BANKS FINANCE AND INSURANCE				BEVERAGE FOOD AND TOBACCO			
Company Name	Current Close Price (Rs.)	Previous Close Price (Rs.)	Change (%)	Company Name	Current Close Price (Rs.)	Previous Close Price (Rs.)	Change (%)
සමාගමේ නම	වත්මන් සමාජීන මිල	පෙර සමාජීන මිල	වෙනස %	සමාගමේ නම	වත්මන් සමාජීන මිල	පෙර සමාජීන මිල	වෙනස %
කම්පනී பெயர்	தற்போதைய நிறைவு விலை	முன்னைய நிறைவு விலை	அசைவு %	கம்பனி பெயர்	தற்போதைய நிறைவு விலை	முன்னைய நிறைவு விலை	அசைவு %
S M B LEASING(SEMB.X0000) (+)	0.20	0.30	(33.33)	RENUKA FOODS	13.60	14.50	(6.21)
PRIME FINANCE	18.20	21.00	(13.33)	KOTMALE HOLDINGS	165.00	174.90	(5.66)
THE FINANCE CO.	2.00	2.20	(9.09)	RAIGAM SALTERNS	1.90	2.00	(5.00)
SOFTLOGIC FIN	24.50	26.50	(7.55)	BAIRAHA FARMS	124.00	128.00	(3.13)
ASIA CAPITAL	6.50	7.00	(7.14)	DISTILLERIES	16.40	16.90	(2.96)

CONSTRUCTION AND ENGINEERING				CHEMICALS AND PHARMACEUTICALS			
Company Name	Current Close Price (Rs.)	Previous Close Price (Rs.)	Change (%)	Company Name	Current Close Price (Rs.)	Previous Close Price (Rs.)	Change (%)
සමාගමේ නම	වත්මන් සමාජීන මිල	පෙර සමාජීන මිල	වෙනස %	සමාගමේ නම	වත්මන් සමාජීන මිල	පෙර සමාජීන මිල	වෙනස %
කම්පනී பெயர்	தற்போதைய நிறைவு விலை	முன்னைய நிறைவு விலை	அசைவு %	கம்பனி பெயர்	தற்போதைய நிறைவு விலை	முன்னைய நிறைவு விலை	அசைவு %
MTD WALKERS	11.00	12.50	(12.00)	MULLERS	0.60	0.70	(14.29)
ACCESS ENG SL	15.10	16.00	(5.63)	CIC[CIC.X0000]	30.10	30.60	(1.63)
DOCKYARD (+)	55.00	58.00	(5.17)	CHEMANEX	50.00	50.40	(0.79)
LANKEM DEV.	4.10	4.30	(4.65)				

DIVERSIFIED HOLDINGS				FOOTWEAR AND TEXTILES			
Company Name	Current Close Price (Rs.)	Previous Close Price (Rs.)	Change (%)	Company Name	Current Close Price (Rs.)	Previous Close Price (Rs.)	Change (%)
සමාගමේ නම	වත්මන් සමාජීන මිල	පෙර සමාජීන මිල	වෙනස %	සමාගමේ නම	වත්මන් සමාජීන මිල	පෙර සමාජීන මිල	වෙනස %
කම්පනී பெயர்	தற்போதைய நிறைவு விலை	முன்னைய நிறைவு விலை	அசைவு %	கம்பனி பெயர்	தற்போதைய நிறைவு விலை	முன்னைய நிறைவு விலை	அசைவு %
BROWNS INVSTMNTS	1.90	2.00	(5.00)	ODEL PLC	29.20	30.00	(2.67)
FORT LAND	15.30	16.00	(4.38)	HAYLEYS FABRIC	9.30	9.50	(2.11)
VALLIBEL ONE	16.60	17.30	(4.05)				
AMBEON CAPITAL	4.20	4.30	(2.33)				
SOFTLOGIC	20.10	20.40	(1.47)				

HOTELS AND TRAVELS				HEALTH CARE			
Company Name	Current Close Price (Rs.)	Previous Close Price (Rs.)	Change (%)	Company Name	Current Close Price (Rs.)	Previous Close Price (Rs.)	Change (%)
සමාගමේ නම	වත්මන් සමාජීන මිල	පෙර සමාජීන මිල	වෙනස %	සමාගමේ නම	වත්මන් සමාජීන මිල	පෙර සමාජීන මිල	වෙනස %
කම්පනී பெயர்	தற்போதைய நிறைவு விலை	முன்னைய நிறைவு விலை	அசைவு %	கம்பனி பெயர்	தற்போதைய நிறைவு விலை	முன்னைய நிறைவு விலை	அசைவு %
HUNAS FALLS	75.10	82.40	(8.86)	DURDANS	74.90	75.00	(0.13)
TAL LANKA	13.30	14.40	(7.64)				
HOTELS CORP.	11.10	12.00	(7.50)				
BROWNS BEACH	12.60	13.60	(7.35)				
EDEN HOTEL LANKA	12.70	13.60	(6.62)				

INVESTMENT TRUSTS				LAND AND PROPERTY			
Company Name	Current Close Price (Rs.)	Previous Close Price (Rs.)	Change (%)	Company Name	Current Close Price (Rs.)	Previous Close Price (Rs.)	Change (%)
සමාගමේ නම	වත්මන් සමාජීන මිල	පෙර සමාජීන මිල	වෙනස %	සමාගමේ නම	වත්මන් සමාජීන මිල	පෙර සමාජීන මිල	වෙනස %
කම්පනී பெயர்	தற்போதைய நிறைவு விலை	முன்னைய நிறைவு விலை	அசைவு %	கம்பனி பெயர்	தற்போதைய நிறைவு விலை	முன்னைய நிறைவு விலை	அசைவு %
CIT	58.10	60.20	(3.49)	ON'ALLY	92.80	102.50	(9.46)
CEYLON GUARDIAN	68.00	69.80	(2.58)	EAST WEST	13.10	14.00	(6.43)
CEYLON INV.	37.10	37.20	(0.27)	CITY HOUSING	4.70	5.00	(6.00)
				COLOMBO LAND (+)	15.00	15.90	(5.66)
				KELSEY	30.40	32.00	(5.00)

MANUFACTURING

Company Name	Current Close Price (Rs.)	Previous Close Price (Rs.)	Change (%)
සමාගමේ නම	වත්මන් සමාජීන මිල	පෙර සමාජීන මිල	වෙනස %
කம்பනි பெயர்	தற்போதைய நிறைவு விலை	முன்னைய நிறைவு விலை	அசைவு %
BLUE DIAMONDS	0.50	0.60	(16.67)
LAXAPANA	10.90	12.30	(11.38)
LANKA CERAMIC	149.50	158.80	(5.86)
DANKOTUWA PORCEL	6.20	6.50	(4.62)
TOKYO CEMENT[TKYO.X0000]	23.00	24.10	(4.56)

MOTORS

Company Name	Current Close Price (Rs.)	Previous Close Price (Rs.)	Change (%)
සමාගමේ නම	වත්මන් සමාජීන මිල	පෙර සමාජීන මිල	වෙනස %
කம்பනි பெயர்	தற்போதைய நிறைவு விலை	முன்னைய நிறைவு விலை	அசைவு %
C M HOLDINGS	50.00	51.90	(3.66)
AUTODROME	81.40	82.70	(1.57)
DIMO	342.40	343.00	(0.17)
UNITED MOTORS	75.00	75.10	(0.13)

OIL PALMS

Company Name	Current Close Price (Rs.)	Previous Close Price (Rs.)	Change (%)
සමාගමේ නම	වත්මන් සමාජීන මිල	පෙර සමාජීන මිල	වෙනස %
කம்பනි பெயர்	தற்போதைய நிறைவு விலை	முன்னைய நிறைவு விலை	அசைவு %
BUKIT DARAH	205.00	205.40	(0.19)

POWER AND ENERGY

Company Name	Current Close Price (Rs.)	Previous Close Price (Rs.)	Change (%)
සමාගමේ නම	වත්මන් සමාජීන මිල	පෙර සමාජීන මිල	වෙනස %
කம்பනි பெயர்	தற்போதைய நிறைவு விலை	முன்னைய நிறைவு விலை	அசைவு %
VIDULLANKA	4.50	4.80	(6.25)
LANKA IOC	24.60	26.10	(5.75)

PLANTATIONS

Company Name	Current Close Price (Rs.)	Previous Close Price (Rs.)	Change (%)
සමාගමේ නම	වත්මන් සමාජීන මිල	පෙර සමාජීන මිල	වෙනස %
කம்பනි பெயர்	தற்போதைய நிறைவு விலை	முன்னைய நிறைவு விலை	அசைவு %
HAPUGASTENNE (+)	16.80	18.00	(6.67)
BALANGODA (+)	11.70	12.30	(4.88)
HATTON	6.80	7.10	(4.23)
BOGAWANTALAWA	9.50	9.80	(3.06)
AGALAWATTE (+)	13.90	14.30	(2.80)

STORES AND SUPPLIES

Company Name	Current Close Price (Rs.)	Previous Close Price (Rs.)	Change (%)
සමාගමේ නම	වත්මන් සමාජීන මිල	පෙර සමාජීන මිල	වෙනස %
කம்பනි பெயர்	தற்போதைய நிறைவு விலை	முன்னைய நிறைவு விலை	அசைவு %
COLOMBO CITY	749.80	765.00	(1.99)
GESTETNER	100.00	100.50	(0.50)

SERVICES

Company Name	Current Close Price (Rs.)	Previous Close Price (Rs.)	Change (%)
සමාගමේ නම	වත්මන් සමාජීන මිල	පෙර සමාජීන මිල	වෙනස %
කம்பනි பெயர்	தற்போதைய நிறைவு விலை	முன்னைய நிறைவு விலை	அசைவு %
PARAGON	50.10	59.10	(15.23)
CEYLON PRINTERS	65.00	75.50	(13.91)
ASIA SIYAKA	2.00	2.10	(4.76)
CEYLON TEA BRKRS	2.70	2.80	(3.57)

TELECOMMUNICATIONS

Company Name	Current Close Price (Rs.)	Previous Close Price (Rs.)	Change (%)
සමාගමේ නම	වත්මන් සමාජීන මිල	පෙර සමාජීන මිල	වෙනස %
කம்பනි பெயர்	தற்போதைய நிறைவு விலை	முன்னைய நிறைவு விலை	அசைவு %
DIALOG (+)	10.30	10.90	(5.50)
SLT (+)	21.30	21.40	(0.47)

TRADING

Company Name	Current Close Price (Rs.)	Previous Close Price (Rs.)	Change (%)
සමාගමේ නම	වත්මන් සමාජීන මිල	පෙර සමාජීන මිල	වෙනස %
කம்பනි பெயர்	தற்போதைய நிறைவு விலை	முன்னைய நிறைவு விலை	அசைவு %
BROWNS	61.00	62.40	(2.24)

Closed End Fund Price changes during the week 10-12-2018 to 14-12-2018

ආවේණික අරමුදල් සභිය තුළ මිල වෙනස්වීම්

මුද්‍රා නීතියකින් වාර්තා කළ විට වටිනාකමක් ඇති අයුරු

Fund Name	Prv. Week's Close Price (Rs.)	Cur. Week's Close Price (Rs.)	Highest Price (Rs.)	Lowest Price (Rs.)	Change in Price During the week(Rs.)	Trade Volume (No.)	Unit Volume (No.)	Turnover (Rs.)	NAV (Rs.)
අරමුදලේ නම	පෙර සතියේ සමාජ මිල	වත්මන් සතියේ සමාජ මිල	ඉහළම මිල	පහළම මිල	සතිය තුළ මිල වෙනස්වීම	තෙදෙනු ප්‍රමාණය	ඒකක ප්‍රමාණය	පිරිවැටුම	දේශීය වත්කම් වටිනාකම
නීතියත්තින් පෙර	කැපුම් වාර නිරතුරු විට	වත්මන් වාර නිරතුරු විට	ඉහළම වාර නිරතුරු විට	පහළම වාර නිරතුරු විට	වාර්තා කළ විට වෙනස්වීම	විකුණු වාර නිරතුරු විට	ඒකක වාර නිරතුරු විට	මුද්‍රා	විකුණු වාර නිරතුරු විට
CANDOR OPP FUND	6.50	6.50	8.00	6.50	0.00	3	67	502.00	8.95

Daily Movements Corporate Debt on 14-12-2018

නිදහස් වූ සංගමන ණය සංවිලසනයන්

නිදහස් වූ සංගමන ණය සංවිලසනයන්

Company Name	Code	Last Traded Date	Last Traded Yield	Last Traded Price	Coupon Rate	Coupon Frequency	Issued Date	Maturity Date	Next Coupon Due Date	Credit Rating (As at date of listing)	Par Value (Rs.)
සමාගමේ නම	සංකේතය	අවසන් තෙදෙනු දින	අවසන් තෙදෙනුවේ ඵලදායීතා අගය	අවසන් තෙදෙනු මිල	කුපන් අනුපාතය	කුපන් වාර ගණන	නිකුත් කළ දිනය	කල්පිරීමේ දිනය	මිල ගෙවිය යුතු දිනය	ණය ශ්‍රේණිය (ලැයිස්තුවෙන් වූ දිනට)	මුහුණත වටිනාකම
කම්පනී පෙර	ප්‍රතිපත්ති	විකුණු වූ දින	විකුණු වූ වාර නිරතුරු විට	විකුණු වූ මිල	වැටුප් වර්ග	වැටුප් ගණන	විකුණු වූ දිනය	විකුණු වූ දිනය	වැටුප් ගෙවිය යුතු දිනය	ණය ශ්‍රේණිය (ලැයිස්තුවෙන් වූ දිනට)	මුහුණත වටිනාකම

BANKS FINANCE AND INSURANCE

ALLIANCE	ALLI/BD/29/12/19-C2287-9.35			100.00	9.35	1	29/12/14	29/12/19	28/12/18		100
ALLIANCE	ALLI/BD/29/12/18-C2288-9			100.00	9	1	29/12/14	29/12/18	28/12/18		100
BANK OF CEYLON	BOC/BC/24/10/23H13.75	09-08-2017	13.34	101.50	13.75	1	25/10/13	24/10/23	23/10/19	AA	100
BANK OF CEYLON	BOC/BD/05/10/23-C2317-9.5			100.00	9.5	1	06/10/15	05/10/23	04/10/19		100
BANK OF CEYLON	BOC/BC/21/09/22D8.25			100.00	8.25	1	22/09/14	21/09/22	20/09/19	AA	100
BANK OF CEYLON	BOC/BC/21/09/19C7.42			100.00	9.1	2	22/09/14	21/09/19	20/03/19	AA	100
BANK OF CEYLON	BOC/BC/21/09/22E7.42			100.00	9.1	2	22/09/14	21/09/22	20/03/19	AA	100
BANK OF CEYLON	BOC/BC/21/09/19B7.75			100.00	7.75	4	22/09/14	21/09/19	20/12/18	AA	100
BANK OF CEYLON	BOC/BD/05/10/20-C2319	03-12-2018	11.70	97.00	9.85	2	06/10/15	05/10/20	04/04/19		100
BANK OF CEYLON	BOC/BD/28/12/24-C2377-12.75			100.00	12.75	1	29/12/16	28/12/24	27/12/18		100
BANK OF CEYLON	BOC/BD/28/12/21-C2376-13.25			100.00	13.25	1	29/12/16	28/12/21	27/12/18		100
BANK OF CEYLON	BOC/BD/05/10/23-C2321			100.00	9.85	2	06/10/15	05/10/23	04/04/19		100
BANK OF CEYLON	BOC/BD/05/10/20-C2318-8			100.00	8	4	06/10/15	05/10/20	04/01/19		100
BANK OF CEYLON	BOC/BC/24/10/21D13.25	15-10-2014		125.55	13.25	1	25/10/13	24/10/21	23/10/19	AA	100
BANK OF CEYLON	BOC/BC/24/10/22F13.25			100.00	13.25	1	25/10/13	24/10/22	23/10/19	AA	100
BANK OF CEYLON	BOC/BC/24/10/21E11.12			100.00	10.75	2	25/10/13	24/10/21	23/04/19	AA	100
BANK OF CEYLON	BOC/BD/28/12/24-C2378			100.00	10.1	2	29/12/16	28/12/24	26/12/18		100
BANK OF CEYLON	BOC/BC/21/09/19A08	05-01-2016	9.01	96.87	8	1	22/09/14	21/09/19	20/09/19	AA	100
BANK OF CEYLON	BOC/BD/05/10/20-C2320-8.25			100.00	8.25	1	06/10/15	05/10/20	04/10/19		100
BANK OF CEYLON	BOC/BD/28/12/21-C2379			100.00	10.1	2	29/12/16	28/12/21	26/12/18		100
CDB	CDB/BD/03/06/21-C2350-12.75	27-08-2018	12.75	99.95	12.75	2	03/06/16	03/06/21	31/05/19		100
CDB	CDB/BD/27/03/23-C2392-13.75	17-05-2018	13.75	99.96	13.75	2	28/03/18	27/03/23	26/03/19		100
CDB	CDB/BD/27/03/23-C2391-14.2			100.00	14.2	1	28/03/18	27/03/23	27/03/19		100
CDB	CDB/BC/19/12/18B15.5	28-06-2018	15.42	100.00	15.5	2	19/12/13	19/12/18	18/12/18	BBB-	100
CDB	CDB/BC/19/12/18C15	10-09-2014		110.00	15	4	19/12/13	19/12/18	18/12/18	BBB-	100
CDB	CDB/BC/19/12/18A16	04-05-2018	16.76	99.00	16	1	19/12/13	19/12/18	18/12/18	BBB-	100
CDB	CDB/BD/03/06/21-C2351			100.00	11.49	2	03/06/16	03/06/21	31/05/19		100
CENTRAL FINANCE	CFIN/BD/01/06/19-C2300-9			100.00	9	2	01/06/15	01/06/19	29/12/18		100
CENTRAL FINANCE	CFIN/BD/01/06/20-C2302-9.52	11-08-2015	9.24	101.15	9.52	1	01/06/15	01/06/20	29/12/18		100
FIRST CAPITAL	CFVF/BC/12/03/19C14	14-08-2014		110.34	14	1	12/03/14	12/03/19	29/12/18	BBB+	100
COMM LEASE & FIN	CLC/BD/21/07/20-C2310-9.75	13-10-2017	9.47	100.67	9.75	1	21/07/15	21/07/20	29/12/18		100
COM.CREDIT	COCR/BD/01/06/20-C2299-10.5	23-05-2018	10.50	100.00	10.5	4	01/06/15	01/06/20	28/12/18		100
COM.CREDIT	COCR/BD/10/12/20-C2336			100.00	11.51	2	10/12/15	10/12/20	07/06/19		100
COM.CREDIT	COCR/BD/10/12/20-C2335-10.4			100.00	10.4	2	10/12/15	10/12/20	07/06/19		100

Daily Movements Corporate Debt on 14-12-2018

நிசந்திர தினம் சாந்திர தினம் சாந்திர தினம்
 தினசரி தனியார்துறைக் கடன்களின் அசைவுகள்

Company Name	Code	Last Traded Date	Last Traded Yield	Last Traded Price	Coupon Rate	Coupon Frequency	Issued Date	Maturity Date	Next Coupon Due Date	Credit Rating (As at date of listing)	Par Value (Rs.)
சமூகமே தலை	சமூகமே தலை	சமூகமே தலை	சமூகமே தலை	சமூகமே தலை	சமூகமே தலை	சமூகமே தலை	சமூகமே தலை	சமூகமே தலை	சமூகமே தலை	சமூகமே தலை	சமூகமே தலை
கம்பனி பெயர்	குறியீடு	இறுதி வியாபாரத்தினம்	இறுதி விலை விளைவு	இறுதி வியாபார விலை	வட்டிவீதம்	வட்டிவீத தடவைகள்	வழங்கல் திகதி	முதிர்வு திகதி	அடுத்த வட்டி நிறுவவை திகதி	ஆரம்ப கடன் தரப்படுத்தல்	முகப் பெறுமதி

BANKS FINANCE AND INSURANCE

COMMERCIAL BANK	COMB/BD/22/07/28-C2405-12.5			100.00	12.5	2	23/07/18	22/07/28	22/01/19		100
COMMERCIAL BANK	COMB/BD/08/03/26-C2342-11.25	10-08-2018	11.25	100.00	11.25	2	09/03/16	08/03/26	07/03/19		100
COMMERCIAL BANK	COMB/BD/27/10/21-C2360-12	13-06-2018	11.02	102.66	12	2	28/10/16	27/10/21	26/04/19		100
COMMERCIAL BANK	COMB/BD/22/07/23-C2404-12			100.00	12	2	23/07/18	22/07/23	22/01/19		100
COMMERCIAL BANK	COMB/BD/08/03/21-C2341-10.75	27-07-2017	17.96	81.40	10.75	2	09/03/16	08/03/21	07/03/19		100
COMMERCIAL BANK	COMB/BD/27/10/26-C2359-12.25			100.00	12.25	2	28/10/16	27/10/26	26/04/19		100
SOFTLOGIC FIN	CRL/BC/29/08/19B7.69	06-06-2018	9.67	100.00	10.06	4	29/08/14	29/08/19	28/12/18	AAA	100
SOFTLOGIC FIN	CRL/BC/29/08/19A10	11-10-2018	10.00	100.00	10	4	29/08/14	29/08/19	28/12/18	AAA	100
DFCC BANK PLC	DFCC/BD/29/03/23-C2393-12.6	09-04-2018	12.58	100.05	12.6	1	29/03/18	29/03/23	28/03/19		100
DFCC BANK PLC	DFCC/BD/29/03/25-C2394-13			100.00	13	1	29/03/18	29/03/25	28/03/19		100
DFCC BANK PLC	DFCC/BD/09/11/21-C2366-12.15			100.00	12.15	1	09/11/16	09/11/21	07/11/19		100
DFCC BANK PLC	DFCC/BD/09/11/23-C2367-12.75	29-03-2017	12.71	100.00	12.75	1	09/11/16	09/11/23	07/11/19		100
DFCC BANK PLC	DFCC/BD/18/03/19-C2345-10.625	30-08-2018	11.00	99.53	10.625	1	18/03/16	18/03/19	16/03/19		100
DFCC BANK PLC	DVBD/BD/10/06/20-C2306-9.4	29-11-2018	13.50	94.54	9.4	1	10/06/15	10/06/20	08/06/19		100
DFCC BANK PLC	DVBD/BD/10/06/20-C2305-9.1	27-09-2018	9.04	100.00	9.1	1	10/06/15	10/06/20	08/06/19		100
FC TREASURIES	FCT/BD/06/02/20-C2295-9.5	17-06-2016	10.50	97.02	9.5	1	06/02/15	06/02/20	29/12/18		100
HDFC	HDFC/BD/20/11/20-C2331-10.5			100.00	10.5	2	20/11/15	20/11/20	19/05/19		100
HDFC	HDFC/BD/20/11/20-C2332			100.00	13.78	4	20/11/15	20/11/20	19/02/19		100
HDFC	HDFC/BD/20/11/25-C2330-12			100.00	12	1	20/11/15	20/11/25	19/11/19		100
HNB	HNB/BC/31/03/2100E			20.90		0	25/05/07	31/03/21			100
HNB	HNB/BC/31/03/2400F			14.68		0	07/06/07	31/03/24			100
HNB	HNB/BC/31/07/22B16.75			100.00	16.75	1	01/08/07	31/07/22	29/06/19	A+	100
HNB	HNB/BC/04/09/21A11.5			100.00	11.5	2	05/09/11	04/09/21	29/12/18	A+	100
HNB	HNB/BD/14/12/24-C2275-8.33			100.00	8.33	2	15/12/14	14/12/24	29/12/18		100
HNB	HNB/BD/01/11/23-C2361-13	16-11-2018	12.99	100.00	13	1	01/11/16	01/11/23	30/10/19		100
HNB	HNB/BD/14/12/19-C2274-7.75	08-12-2017	16.87	85.00	7.75	2	15/12/14	14/12/19	29/12/18		100
HNB	HNB/BC/29/08/23A08	31-12-2014	14.18	70.13	8	1	30/08/13	29/08/23	29/08/19	AA-	100
HNB	HNB/BD/28/03/21-C2346-11.25	11-12-2018	11.19	100.00	11.25	1	28/03/16	28/03/21	27/03/19		100
HNB	HNB/BD/01/11/21-C2362-11.75			100.00	11.75	1	01/11/16	01/11/21	30/10/19		100
LB FINANCE	LFIN/BD/11/12/22-C2388-13.25	14-12-2018	16.79	90.00	13.25	2	11/12/17	11/12/22	10/06/19		100
LB FINANCE	LFIN/BD/11/12/22-C2387-12.75			100.00	12.75	2	11/12/17	11/12/22	10/06/19		100
LOLC FINANCE	LOFC/BD/25/01/20-C2289-9.1			100.00	9.1	2	26/01/15	25/01/20	29/12/18		100
LOLC FINANCE	LOFC/BD/25/01/20-C2290-9.25			100.00	9.25	1	26/01/15	25/01/20	29/12/18		100
LOLC FINANCE	LOFC/BD/25/01/20-C2291-9	18-04-2017	13.00	90.84	9	4	26/01/15	25/01/20	28/12/18		100
LOLC FINANCE	LOFC/BD/31/07/23-C2408-14.75			100.00	14.75	2	31/07/18	31/07/23	30/01/19		100
LOLC FINANCE	LOFC/BD/31/07/23-C2409-0			49.83	0	0	31/07/18	31/07/23			100
L O L C HOLDINGS	LOLC/BD/30/07/22-C2385-13	30-05-2018	13.00	99.95	13	2	31/07/17	30/07/22	26/01/19		100
L O L C HOLDINGS	LOLC/BD/24/11/19-C2269-9	25-07-2018	16.75	91.00	9	4	24/11/14	24/11/19	28/12/18		100

Daily Movements Corporate Debt on 14-12-2018

நியமன டின்புலம் சம்பந்தம் கொண்டிருக்கின்ற கட்டிடக்கலை அமைப்புகள்
 தினசரி தனியார்துறைக் கட்டிடக்கலை அமைப்புகள்

Company Name	Code	Last Traded Date	Last Traded Yield	Last Traded Price	Coupon Rate	Coupon Frequency	Issued Date	Maturity Date	Next Coupon Due Date	Credit Rating (As at date of listing)	Par Value (Rs.)
சமூகமேலம்	சமூகமேலம்	சமூகமேலம்	சமூகமேலம்	சமூகமேலம்	சமூகமேலம்	சமூகமேலம்	சமூகமேலம்	சமூகமேலம்	சமூகமேலம்	சமூகமேலம்	சமூகமேலம்
கம்பனி பெயர்	குறியீடு	இறுதி வியாபாரத்தினம்	இறுதி விலை	வியாபார விலை	வட்டி வீதம்	வட்டி தடவைகள்	வழங்கல் திகதி	முதிர்வு திகதி	அடுத்த வட்டி நின்றுவை திகதி	ஆரம்ப கடன் தரப்படுத்தல்	முகப் பெறுமதி

BANKS FINANCE AND INSURANCE

L O L C HOLDINGS	LOLC/BD/30/07/19-C2386-12.65			100.00	12.65	2	31/07/17	30/07/19	26/01/19		100
MERCHANT BANK	MBSL/BD/02/05/22-C2380			100.00	12.83	2	03/05/17	02/05/22	01/05/19		100
MERCHANT BANK	MBSL/BD/02/05/22-C2381-14.5			100.00	14.5	2	03/05/17	02/05/22	01/05/19		100
MERCHANT BANK	MBSL/BD/12/11/19-C2267-8.75			100.00	8.75	2	13/11/14	12/11/19	29/12/18		100
MERCHANT BANK	MBSL/BD/12/11/19-C2266-9	22-06-2015	9.75	97.35	9	1	13/11/14	12/11/19	29/12/18		100
MERCHANT BANK	MBSL/BD/02/05/22-C2382-15			100.00	15	1	03/05/17	02/05/22	01/05/19		100
NAT. DEV. BANK	NDB/BD/24/06/20-C2308-0			63.81	0	0	24/06/15	24/06/20			100
NAT. DEV. BANK	NDB/BC/19/12/18A13	28-09-2018	12.58	100.00	13	2	19/12/13	19/12/18	19/12/18	A+	100
NAT. DEV. BANK	NDB/BD/24/06/20-C2309-9.4	21-05-2018	17.31	87.00	9.4	1	24/06/15	24/06/20	29/12/18		100
NAT. DEV. BANK	NDB/BC/19/12/25D14	08-01-2018	13.89	100.50	14	1	19/12/13	19/12/25	29/12/18	A+	100
NAT. DEV. BANK	NDB/BC/19/12/23C13.9	26-05-2017	17.59	86.00	13.9	1	19/12/13	19/12/23	29/12/18	A+	100
NAT. DEV. BANK	NDB/BC/19/12/18B13.4	18-01-2018	13.87	99.53	13.4	1	19/12/13	19/12/18	19/12/18	A+	100
NATIONS TRUST	NTB/BD/08/11/21-C2363			100.00	11.25	2	08/11/16	08/11/21	05/05/19		100
NATIONS TRUST	NTB/BD/08/11/21-C2364-12.8	29-03-2017	12.75	100.00	12.8	1	08/11/16	08/11/21	05/11/19		100
NATIONS TRUST	NTB/BD/08/11/21-C2365-12.65	28-11-2018	14.98	94.60	12.65	2	08/11/16	08/11/21	05/05/19		100
NATIONS TRUST	NTB/BC/19/12/18A13	18-01-2018	13.87	99.27	13	2	19/12/13	19/12/18	19/12/18	A-	100
NATIONS TRUST	NTB/BD/20/04/23-C2401-13			100.00	13	1	20/04/18	20/04/23	19/04/19		100
NATIONS TRUST	NTB/BD/20/04/23-C2402-12.65			100.00	12.65	2	20/04/18	20/04/23	18/04/19		100
PAN ASIA	PABC/BC/30/10/19B9.5233	21-05-2018	9.51	100.00	9.5233	2	30/10/14	30/10/19	26/04/19	BBB	100
PAN ASIA	PABC/BD/29/09/19-C2312			100.00	11.665	2	29/09/15	29/09/19	27/03/19		100
PAN ASIA	PABC/BD/29/09/19-C2311-10	27-09-2018	10.00	100.00	10	2	29/09/15	29/09/19	27/03/19		100
PAN ASIA	PABC/BC/30/10/19A9.75	31-12-2014	9.75	99.94	9.75	1	30/10/14	30/10/19	26/10/19	BBB	100
PEOPLES LEASING	PLC/BD/18/04/23-C2398-12.8			100.00	12.8	1	18/04/18	18/04/23	17/04/19		100
PEOPLES LEASING	PLC/BD/16/11/21-C2375-12.6	11-05-2018	12.60	100.00	12.6	2	16/11/16	16/11/21	14/05/19		100
PEOPLES LEASING	PLC/BD/18/04/22-C2399-12.4			100.00	12.4	1	18/04/18	18/04/22	17/04/19		100
PEOPLES LEASING	PLC/BD/16/11/19-C2373-11.9	04-05-2018	11.90	100.00	11.9	2	16/11/16	16/11/19	14/05/19		100
PEOPLES LEASING	PLC/BD/12/11/20-C2323-9.95			100.00	9.95	1	13/11/15	12/11/20	09/11/19		100
PEOPLES LEASING	PLC/BD/16/11/20-C2374-12.25	04-05-2018	12.25	100.00	12.25	2	16/11/16	16/11/20	14/05/19		100
PEOPLES LEASING	PLC/BD/12/11/19-C2322-9.6			100.00	9.6	2	13/11/15	12/11/19	09/05/19		100
RDB	RDB/BD/29/01/20-C2292-9			100.00	9	1	30/01/15	29/01/20	29/12/18		100
RDB	RDB/BD/29/01/20-C2294-8.81			100.00	8.81	2	30/01/15	29/01/20	29/12/18		100
RDB	RDB/BD/29/01/20-C2293-8.71	03-12-2015	11.79	90.00	8.71	4	30/01/15	29/01/20	28/12/18		100
SAMPATH	SAMP/BD/21/12/22-C2389-12.5			100.00	12.5	2	21/12/17	21/12/22	19/12/18		100
SAMPATH	SAMP/BD/18/11/20-C2328-9.9	17-10-2018	9.89	100.00	9.9	2	18/11/15	18/11/20	16/05/19		100
SAMPATH	SAMP/BD/14/12/19-C2271-8.25	19-06-2018	16.02	90.28	8.25	1	15/12/14	14/12/19	29/12/18		100
SAMPATH	SAMP/BD/18/11/20-C2329			100.00	11.24	2	18/11/15	18/11/20	16/05/19		100
SAMPATH	SAMP/BD/20/03/23-C2390-12.5	24-05-2018	12.03	101.64	12.5	2	20/03/18	20/03/23	18/03/19		100
SAMPATH	SAMP/BD/14/12/19-C2273-8.1	07-03-2017	14.90	85.00	8.1	2	15/12/14	14/12/19	29/12/18		100
SAMPATH	SAMP/BD/10/06/21-C2352-12.75	13-11-2018	12.66	100.00	12.75	1	10/06/16	10/06/21	08/06/19		100
SAMPATH	SAMP/BD/10/06/21-C2353	16-02-2018	11.27	98.50	11.01	2	10/06/16	10/06/21	07/06/19		100
SANASA DEV. BANK	SDB/BD/31/12/18-C2338-			100.00	9.6	2	31/12/15	31/12/18	29/12/18		100

Daily Movements Corporate Debt on 14-12-2018

நிசமீத டீனஃ ஃனஃமீத ஃய ஃவஃலஃயன்
 தினசரி தனியார்துறைக் கடன்களின் அசைவுகள்

Company Name	Code	Last Traded Date	Last Traded Yield	Last Traded Price	Coupon Rate	Coupon Frequency	Issued Date	Maturity Date	Next Coupon Due Date	Credit Rating (As at date of listing)	Par Value (Rs.)
ஃமஃனஃய் ஃய்	ஃவஃனீதஃய்	ஃபஃலஃயன் ஃதஃய்	ஃபஃலஃயன் ஃதஃய்	ஃபஃலஃயன் ஃதஃய்	ஃபஃலஃயன் ஃதஃய்	ஃபஃலஃயன் ஃதஃய்	ஃபஃலஃயன் ஃதஃய்	ஃபஃலஃயன் ஃதஃய்	ஃபஃலஃயன் ஃதஃய்	ஃபஃலஃயன் ஃதஃய்	ஃபஃலஃயன் ஃதஃய்
ஃமஃனஃய் ஃய்	ஃவஃனீதஃய்	ஃபஃலஃயன் ஃதஃய்	ஃபஃலஃயன் ஃதஃய்	ஃபஃலஃயன் ஃதஃய்	ஃபஃலஃயன் ஃதஃய்	ஃபஃலஃயன் ஃதஃய்	ஃபஃலஃயன் ஃதஃய்	ஃபஃலஃயன் ஃதஃய்	ஃபஃலஃயன் ஃதஃய்	ஃபஃலஃயன் ஃதஃய்	ஃபஃலஃயன் ஃதஃய்

BANKS FINANCE AND INSURANCE

SANASA DEV. BANK	SDB/BD/31/12/18-C2340-			100.00	9.9	2	31/12/15	31/12/18	29/12/18		100
SANASA DEV. BANK	SDB/BD/31/12/20-C2337-10			100.00	10	2	31/12/15	31/12/20	29/12/18		100
SANASA DEV. BANK	SDB/BD/31/12/20-C2339-10.3			100.00	10.3	2	31/12/15	31/12/20	29/12/18		100
SEYLAN BANK	SEYB/BD/15/07/21-C2356			100.00	10.35	2	15/07/16	15/07/21	13/01/19		100
SEYLAN BANK	SEYB/BD/22/12/20-C2277-	30-03-2015	9.92	94.31	8.6	2	23/12/14	22/12/20	22/12/18		100
SEYLAN BANK	SEYB/BD/15/07/21-C2355-	17-10-2018	12.98	100.00	13	2	15/07/16	15/07/21	13/01/19		100
SEYLAN BANK	SEYB/BD/29/03/28-C2397-			100.00	13.5	2	29/03/18	29/03/28	27/03/19		100
SEYLAN BANK	SEYB/BD/29/03/23-C2395-	09-04-2018	12.83	100.06	12.85	2	29/03/18	29/03/23	27/03/19		100
SEYLAN BANK	SEYB/BD/29/03/25-C2396-			100.00	13.2	2	29/03/18	29/03/25	27/03/19		100
SEYLAN BANK	SEYB/BD/22/12/18-C2276-			100.00	8	2	23/12/14	22/12/18	22/12/18		100
SEYLAN BANK	SEYB/BD/22/12/20-C2280-			100.00	8.75	1	23/12/14	22/12/20	22/12/18		100
SEYLAN BANK	SEYB/BD/22/12/19-C2278-	07-01-2015	8.60	99.99	8.6	1	23/12/14	22/12/19	22/12/18		100
SEYLAN BANK	SEYB/BD/22/12/19-C2279-			100.00	8.35	2	23/12/14	22/12/19	22/12/18		100
SEYLAN BANK	SEYB/BD/15/07/23-C2354-	17-08-2018	12.03	106.20	13.75	2	15/07/16	15/07/23	13/01/19		100
SEYLAN BANK	SFCL/BD/09/11/19-C2372-			100.00	13.25	2	10/11/16	09/11/19	08/05/19		100
SEYLAN BANK	SFCL/BD/09/11/20-C2370			100.00	11.74	2	10/11/16	09/11/20	08/05/19		100
SEYLAN BANK	SFCL/BD/09/11/20-C2368-	23-11-2018	13.74	100.00	13.75	2	10/11/16	09/11/20	08/05/19		100
SEYLAN BANK	SFCL/BD/09/11/19-C2369			100.00	11.49	2	10/11/16	09/11/19	08/05/19		100
SINGER FINANCE	SFIN/BD/06/04/20-C2347-	02-09-2016	11.99	100.00	12	2	06/04/16	06/04/20	05/04/19		100
SINGER FINANCE	SFIN/BD/06/04/19-C2348-	02-01-2017	11.54	99.88	11.5	2	06/04/16	06/04/19	05/04/19		100
SINGER FINANCE	SFIN/BD/17/06/20-C2307-			100.00	9.95	1	17/06/15	17/06/20	29/12/18		100
SIYAPATHA FIN	SLFL/BD/24/12/19-C2281-	02-07-2015	8.88	99.98	8.9	1	24/12/14	24/12/19	29/12/18		100
SIYAPATHA FIN	SLFL/BD/04/10/22-C2384-			100.00	12.5	1	04/10/17	04/10/22	02/10/19		100
SIYAPATHA FIN	SLFL/BD/20/09/19-C2358-	13-11-2018	13.26	99.70	13	1	20/09/16	20/09/19	18/09/19		100
SIYAPATHA FIN	SLFL/BD/20/09/21-C2357-	29-03-2017	13.43	100.00	13.5	1	20/09/16	20/09/21	18/09/19		100
VALLIBEL FINANCE	VFIN/BC/20/02/19C15.5	11-12-2018	13.97	100.00	15.5	1	20/02/14	20/02/19	20/02/19	BB	100
VALLIBEL FINANCE	VFIN/BC/20/02/19B15	18-04-2017	15.01	100.00	15	2	20/02/14	20/02/19	20/02/19	BB	100
VALLIBEL FINANCE	VFIN/BC/20/02/19A14.75	16-10-2018	14.77	100.00	14.75	4	20/02/14	20/02/19	28/12/18	BB	100
VALLIBEL FINANCE	VFIN/BD/31/03/20-C2298-	20-07-2016	10.48	99.28	10.25	2	31/03/15	31/03/20	28/03/19		100

BEVERAGE FOOD AND TOBACCO

LION BREWERY	LION/BD/08/12/19-C2270			100.00	7.85	2	08/12/14	08/12/19	28/03/19		100
--------------	------------------------	--	--	--------	------	---	----------	----------	----------	--	-----

CONSTRUCTION AND ENGINEERING

ACCESS ENG SL	AEL/BD/18/11/21-C2326-			100.00	10.45	2	18/11/15	18/11/21	16/05/19		100
ACCESS ENG SL	AEL/BD/18/11/22-C2327-			100.00	10.72	2	18/11/15	18/11/22	16/05/19		100
ACCESS ENG SL	AEL/BD/18/11/20-C2324-			100.00	10.25	2	18/11/15	18/11/20	16/05/19		100
ACCESS ENG SL	AEL/BD/17/11/23-C2325-			100.00	10.95	2	18/11/15	17/11/23	16/05/19		100
MTD WALKERS	KAPI/BD/30/09/19-C2410-	09-11-2018	11.68	100.03	11.75	2	01/10/18	30/09/19	30/03/19		100
MTD WALKERS	KAPI/BD/30/09/20-C2411-			100.00	12.25	2	01/10/18	30/09/20	30/03/19		100

Daily Movements Corporate Debt on 14-12-2018

நிசமீத டீனெஃ சாஃமீத ஶாஃ ஃஃலெஃனீ
தீனசரீ தனீயார்துறைஃ கஃன்கனீன் அசைஃவுகள்

Company Name	Code	Last Traded Date	Last Traded Yield	Last Traded Price	Coupon Rate	Coupon Frequency	Issued Date	Maturity Date	Next Coupon Due Date	Credit Rating (As at date of listing)	Par Value (Rs.)
ஃமாதெஃ னஃ	ஃஃஃஃஃஃ	ஃஃஃஃஃஃ	ஃஃஃஃஃஃ	ஃஃஃஃஃஃ	ஃஃஃஃஃஃ	ஃஃஃஃஃஃ	ஃஃஃஃஃஃ	ஃஃஃஃஃஃ	ஃஃஃஃஃஃ	ஃஃஃஃஃஃ	ஃஃஃஃஃஃ
ஃஃஃஃஃஃ	ஃஃஃஃஃஃ	ஃஃஃஃஃஃ	ஃஃஃஃஃஃ	ஃஃஃஃஃஃ	ஃஃஃஃஃஃ	ஃஃஃஃஃஃ	ஃஃஃஃஃஃ	ஃஃஃஃஃஃ	ஃஃஃஃஃஃ	ஃஃஃஃஃஃ	ஃஃஃஃஃஃ

CONSTRUCTION AND ENGINEERING

12.25

DIVERSIFIED HOLDINGS

DUNAMIS CAPITAL	CSEC/BC/05/08/19A12.5	14-06-2018	12.50	99.97	12.5	1	05/08/14	05/08/19	29/12/18	BBB	100
DUNAMIS CAPITAL	CSEC/BD/04/12/20-C2334			100.00	12	2	04/12/15	04/12/20	03/06/19		100
DUNAMIS CAPITAL	CSEC/BD/04/12/20-C2333-10.5	09-01-2018	12.50	95.24	10.5	2	04/12/15	04/12/20	03/06/19		100
HAYLEYS	HAYL/BD/31/07/23-C2407			100.00	12.44	2	31/07/18	31/07/23	30/01/19		100
HAYLEYS	HAYL/BD/06/03/19-C2296-7.6			100.00	7.6	2	06/03/15	06/03/19	05/03/19		100
HAYLEYS	HAYL/BD/31/07/23-C2406-12.5			100.00	12.5	2	31/07/18	31/07/23	30/01/19		100
HAYLEYS	HAYL/BD/31/05/19-C2349	16-11-2018	13.18	99.00	12.35	2	31/05/16	31/05/19	29/05/19		100
HAYLEYS	HAYL/BD/06/03/20-C2297-7.85			100.00	7.85	2	06/03/15	06/03/20	05/03/19		100
HEMAS HOLDINGS	HHL/BC/29/04/19A11	13-12-2018	12.38	99.50	11	2	29/04/14	29/04/19	28/03/19	A+	100
RICHARD PIERIS	RICH/BC/16/05/19C11.25	10-12-2018	14.98	98.50	11.25	2	16/05/14	16/05/19	28/03/19	AA-	100

HEALTH CARE

NAWALOKA	NHL/BC/30/09/22E14.4			100.00	14.4	4	30/09/13	30/09/22	28/12/18	A	100
NAWALOKA	NHL/BC/30/09/21D14.35			100.00	14.35	4	30/09/13	30/09/21	28/12/18	A	100
NAWALOKA	NHL/BC/30/09/19B14.15	16-11-2015	10.40	111.80	14.15	4	30/09/13	30/09/19	28/12/18	A	100
NAWALOKA	NHL/BC/30/09/23F14.45			100.00	14.45	4	30/09/13	30/09/23	28/12/18	A	100

PLANTATIONS

KOTAGALA	KOTA/BC/26/05/19B14.5	11-12-2018	14.54	100.00	14.5	2	27/05/14	26/05/19	29/12/18	BBB-	100
KOTAGALA	KOTA/BC/26/05/21D15	11-12-2018	15.00	100.00	15	2	27/05/14	26/05/21	29/12/18	BBB-	100
KOTAGALA	KOTA/BC/26/05/20C14.75	13-09-2016	14.74	100.00	14.75	2	27/05/14	26/05/20	29/12/18	BBB-	100

TELECOMMUNICATIONS

SLT	SLTL/BD/19/04/28-C2400-12.75			100.00	12.75	1	19/04/18	19/04/28	18/04/19		100
SLT	SLTL/BD/19/04/28-C2403-12.75			100.00	12.75	2	19/04/18	19/04/28	17/04/19		100

TRADING

ABANS PLC	ABNS/BC/20/12/18C14.5	15-06-2015	9.68	114.06	14.5	2	20/12/13	20/12/18	20/12/18	A-	100
ABANS PLC	ABNS/BD/26/12/18-C2284-8.5			100.00	8.5	2	26/12/14	26/12/18	25/12/18		100
ABANS PLC	ABNS/BD/26/12/19-C2286-9	27-04-2018	14.25	92.48	9	2	26/12/14	26/12/19	25/12/18		100
SINGER SRI LANKA	SINS/BD/15/03/19-C2343			100.00	10.1	2	15/03/16	15/03/19	14/03/19		100
SINGER SRI LANKA	SINS/BD/15/03/19-C2344-10.5			100.00	10.5	2	15/03/16	15/03/19	14/03/19		100
SINGER SRI LANKA	SINS/BD/28/09/21-C2412-12			100.00	12	2	28/09/18	28/09/21	28/03/19		100

DEBT MARKET / ஸ்டாக் மார்க்கெட் / கடன் சந்தை

CORPORATE DEBT	TODAY	PRV.DAY
கூடுதல் கடன்	₹ டினை	முன்பு டினை
தனியார் நிறுவனங்கள்	இன்று	முன்னைய தினம்
		13-12-2018
VALUE OF TURNOVER(Rs.)	90,255	497,500
பெரிய நிறுவனங்களின் மொத்த மதிப்பு		
VOLUME OF TURNOVER (No.)	1,000	5,000
பெரிய நிறுவனங்களின் மொத்த அளவு		
TRADES (No.)	1	1
தனியார் நிறுவனங்களின் மொத்த அளவு		

GOVT. SECURITIES	TODAY	PRV.DAY
சென்ட்ரல் அரசு கடன்கள்	₹ டினை	முன்பு டினை
அரசு நிறுவனங்கள்	இன்று	முன்னைய தினம்
		09-07-2012
VALUE OF TURNOVER(Rs.)	0	3,000,086
பெரிய நிறுவனங்களின் மொத்த மதிப்பு		
VOLUME OF TURNOVER (No.)	0	3,325,200
பெரிய நிறுவனங்களின் மொத்த அளவு		
TRADES (No.)	0	1
தனியார் நிறுவனங்களின் மொத்த அளவு		

Price changes during the week 10-12-2018 to 14-12-2018

සතිය තුළ මිල වෙනස්වීම්

வாரத்துக்கான விலை அசைவுகள்

Company Name	Prv. Week's Close Price (Rs.)	Cur. Week's Close Price (Rs.)	Highest Price (Rs.)	Lowest Price (Rs.)	Change in Price During the week(Rs.)	Trade Volume (No.)	Share Volume (No.)	Turnover (Rs.)	52 Week Highest Price(Rs.)	52 Week Lowest Price(Rs.)
සමාගමේ නම	පෙර සතියේ සමාජන මිල	මේ සතියේ සමාජන මිල	ඉහළම මිල	පහළම මිල	සතිය තුළදී මිල වෙනස්වීම	ගනුදෙනු ප්‍රමාණය	කොටස් ප්‍රමාණය	පිරිවැටුම	සති 52 තුළ ඉහළම මිල	සති 52 තුළ අවම මිල
கம்பனி பெயர்	கடந்த வார நிறைவு விலை	இவ்வார நிறைவு விலை	உயர்ந்த விலை	குறைந்த விலை	வாரத்தின் விலை அசைவு	வியாபார அளவுகள்	அலகு அளவுகள்	புரள்வு	52வார உயர் விலை	52வார குறைந்த விலை

AUTOMOBILES & COMPONENTS

MAIN BOARD

KELANI TYRES	36.30	36.80	36.80	35.50	0.50	26	2,701	96,966.20	49.50	33.00
--------------	-------	-------	-------	-------	------	----	-------	-----------	-------	-------

BANKS

MAIN BOARD

COMMERCIAL BANK	118.80	116.00	118.50	115.10	(2.80)	316	5,952,146	692,012,098.80	142.50	107.50
COMMERCIAL BANK	98.80	96.00	98.70	95.00	(2.80)	52	8,341	799,854.70	110.00	88.00
DFCC BANK PLC	95.10	92.00	95.00	91.00	(3.10)	30	58,137	5,354,063.30	124.70	87.00
HDFC	27.60	27.00	28.00	27.00	(0.60)	8	1,933	52,400.20	36.50	23.00
HNB	219.30	215.00	218.90	212.00	(4.30)	103	613,157	131,139,313.70	257.50	200.00
HNB	168.50	167.50	170.00	167.00	(1.00)	42	3,509	589,312.60	204.50	150.00
NAT. DEV. BANK	108.90	106.90	109.00	106.00	(2.00)	150	773,608	82,516,367.50	141.40	98.00
NATIONS TRUST	90.00	90.00	90.60	90.00	0.00	50	31,456	2,831,159.10	93.00	77.00
PAN ASIA	14.50	14.50	14.70	14.10	0.00	69	155,754	2,253,737.90	17.60	13.00
SAMPATH	242.70	237.00	242.90	237.00	(5.70)	350	572,151	136,581,771.70	335.50	218.00
SANASA DEV. BANK	75.00	74.10	75.30	74.00	(0.90)	28	1,743	129,559.90	112.90	70.10
SEYLAN BANK	80.50	82.50	82.50	76.50	2.00	32	12,588	1,005,343.30	94.80	64.10
SEYLAN BANK	47.50	47.00	48.90	45.00	(0.50)	211	582,751	27,149,959.70	59.00	37.00
UNION BANK	11.10	11.10	11.20	10.80	0.00	124	576,023	6,313,581.80	15.80	10.70

DIRI SAVI BOARD

AMANA BANK	3.00	3.10	3.10	3.00	0.10	18	114,951	345,208.10	3.90	3.00
------------	------	------	------	------	------	----	---------	------------	------	------

CAPITAL GOODS

MAIN BOARD

ACCESS ENG SL	16.00	15.10	16.00	15.00	(0.90)	795	2,936,013	45,766,206.30	24.10	13.50
ACL	37.00	36.40	38.00	36.10	(0.60)	19	11,040	406,909.20	44.70	36.00
AITKEN SPENCE	47.00	46.80	47.50	45.50	(0.20)	41	128,570	5,961,583.90	56.50	42.50
ALUFAB	16.80	16.90	17.30	16.00	0.10	180	39,535	653,230.40	24.50	15.00
CENTRAL IND.	29.30	28.10	29.40	28.10	(1.20)	24	4,654	133,171.40	42.90	26.00
DOCKYARD	58.00	55.00	59.90	54.00	(3.00)	38	20,585	1,166,307.50	93.50	50.50
FORT LAND	16.00	15.30	16.00	15.10	(0.70)	25	3,185	49,179.80	22.80	14.10
HAYLEYS	186.00	185.20	189.90	185.00	(0.80)	43	6,295	1,167,047.40	254.00	175.00
HEMAS HOLDINGS	88.00	88.00	88.50	85.10	0.00	32	433,356	37,538,624.70	130.00	83.50
JKH	161.00	160.50	161.50	158.00	(0.50)	333	4,927,916	788,611,031.60	167.00	126.00
KELANI CABLES	72.30	72.00	72.90	70.00	(0.30)	14	2,729	191,611.70	100.00	68.00
LANKA ASHOK	820.00	820.00	800.00	795.00	0.00	6	17	13,535.00	1,240.00	750.10
LANKA TILES	78.00	75.00	77.90	75.00	(3.00)	7	491	37,057.00	115.00	74.50
LANKA WALLTILE	73.20	72.00	74.00	72.00	(1.20)	6	2,771	199,545.20	109.90	70.50
LAXAPANA	12.30	10.90	12.20	10.90	(1.40)	2	101	1,102.20	13.00	9.50

Price changes during the week 10-12-2018 to 14-12-2018

සඳහා වූ මිල වෙනස්වීම්

වාර්ෂිකව පවතින වටිනාකම අනුපාතිකයන්

Company Name	Prv. Week's Close Price (Rs.)	Cur. Week's Close Price (Rs.)	Highest Price (Rs.)	Lowest Price (Rs.)	Change in Price During the week(Rs.)	Trade Volume (No.)	Share Volume (No.)	Turnover (Rs.)	52 Week Highest Price(Rs.)	52 Week Lowest Price(Rs.)
සමාගමේ නම	පෙර සතියේ සමාජන මිල	මේ සතියේ සමාජන මිල	ඉහළම මිල	පහළම මිල	සඳහා වූ මිල වෙනස්වීම්	ගනුදෙනු ප්‍රමාණය	කොටස් ප්‍රමාණය	පිරිවැටුම	සති 52 තුළ ඉහළම මිල	සති 52 තුළ අවම මිල
කම්පනී பெயர்	கடந்த வார நிறைவு விலை	இவ்வார நிறைவு விலை	உயர்ந்த விலை	குறைந்த விலை	வாரத்தின் விலை அசைவு	வியாபார அளவுகள்	அலகு அளவுகள்	புரள்வு	52வார உயர் விலை	52வார குறைந்த விலை

CAPITAL GOODS

MAIN BOARD

RENUKA HOLDINGS	16.00	16.00	16.70	15.70	0.00	23	176,942	2,830,397.40	24.90	14.00
RENUKA HOLDINGS	12.10	12.30	12.90	12.10	0.20	10	85,005	1,035,611.70	19.00	10.50
RICHARD PIERIS	10.30	10.30	10.50	10.30	0.00	134	655,184	6,749,432.40	13.80	9.90
ROYAL CERAMIC	75.00	75.00	77.90	74.80	0.00	49	16,611	1,247,040.00	122.00	72.30
SOFTLOGIC	20.40	20.10	20.70	19.90	(0.30)	104	96,954	1,952,078.60	26.20	11.90

DIRI SAVI BOARD

BROWNS	62.40	61.00	64.90	59.90	(1.40)	43	52,844	3,246,225.50	80.00	46.50
LANKA CERAMIC	158.80	149.50	149.50	145.00	(9.30)	7	134	19,901.10	178.00	130.00
LANKEM CEYLON	25.00	25.10	28.40	25.00	0.10	16	1,950	48,916.70	50.50	24.00
SERENDIB ENG.GRP	6.60	6.50	6.90	6.40	(0.10)	37	14,915	99,480.00	10.00	5.10
VALLIBEL ONE	17.30	16.60	17.80	16.60	(0.70)	110	96,319	1,636,507.10	25.00	15.90

WATCH LIST

MTD WALKERS	12.50	11.00	12.60	10.70	(1.50)	473	377,912	4,438,805.10	25.50	6.90
OFFICE EQUIPMENT	86.10	89.90	89.90	72.10	3.80	6	112	9,856.80	91.90	45.00
SIERRA CABL	2.10	2.10	2.10	2.00	0.00	52	294,514	590,844.10	2.70	1.80

COMMERCIAL & PROFESSIONAL SERVICES

MAIN BOARD

GESTETNER	100.50	100.00	110.00	100.00	(0.50)	4	193	19,351.00	125.00	98.00
LAKE HOUSE PRIN.	133.00	138.70	139.10	121.10	5.70	10	299	41,434.90	159.60	107.50

WATCH LIST

CEYLON PRINTERS	75.50	65.00	65.00	63.20	(10.50)	3	551	35,813.20	90.00	49.00
PARAGON	59.10	50.10	59.00	50.10	(9.00)	3	1,465	77,846.50	75.00	38.10

CONSUMER DURABLES & APPAREL

MAIN BOARD

ABANS	57.20	60.50	60.50	58.20	3.30	11	262	15,781.20	95.00	55.00
DANKOTUWA PORCEL	6.50	6.20	6.60	6.20	(0.30)	64	75,696	478,458.30	8.40	5.90
HAYLEYS FABRIC	9.50	9.30	9.60	9.30	(0.20)	89	270,219	2,541,306.50	14.90	8.40
HAYLEYS FIBRE	75.00	75.00	78.90	73.00	0.00	66	31,729	2,373,386.40	82.00	60.00
KELSEY	32.00	30.40	34.70	30.00	(1.60)	9	627	19,096.90	47.90	24.00
REGNIS	72.10	72.00	72.50	69.50	(0.10)	6	1,916	138,002.00	123.00	65.10
TEEJAY LANKA	32.50	32.90	33.40	31.70	0.40	111	359,166	11,762,665.90	36.60	27.60

DIRI SAVI BOARD

AMBEON HOLDINGS	11.20	11.20	11.50	11.00	0.00	21	16,311	180,882.00	12.90	8.60
SINGER IND.	64.30	64.30	66.80	65.00	0.00	4	26	1,716.50	175.00	62.00

Price changes during the week 10-12-2018 to 14-12-2018

සතිය තුළ මිල වෙනස්වීම්

வாரத்துக்கான விலை அசைவுகள்

Company Name	Prv. Week's Close Price (Rs.)	Cur. Week's Close Price (Rs.)	Highest Price (Rs.)	Lowest Price (Rs.)	Change in Price During the week(Rs.)	Trade Volume (No.)	Share Volume (No.)	Turnover (Rs.)	52 Week Highest Price(Rs.)	52 Week Lowest Price(Rs.)
සමාගමේ නම	පෙර සතියේ සමාජන මිල	මේ සතියේ සමාජන මිල	ඉහළම මිල	පහළම මිල	සතිය තුළදී මිල වෙනස්වීම්	ගනුදෙනු ප්‍රමාණය	කොටස් ප්‍රමාණය	පිරිවැටුම	සති 52 තුළ ඉහළම මිල	සති 52 තුළ අවම මිල
கம்பனி பெயர்	கடந்த வார நிறைவு விலை	இவ்வார நிறைவு விலை	உயர்ந்த விலை	குறைந்த விலை	வாரத்தின் விலை அசைவு	வியாபார அளவுகள்	அலகு அளவுகள்	புரள்வு	52வார உயர் விலை	52வார குறைந்த விலை

CONSUMER DURABLES & APPAREL

WATCH LIST

AMBEON CAPITAL	4.30	4.20	4.40	4.20	(0.10)	7	4,715	19,803.60	6.20	4.00
BLUE DIAMONDS	.60	.50	.60	.50	(0.10)	27	67,202	39,695.30	1.20	.50
BLUE DIAMONDS	.20	.20	.30	.20	0.00	6	57,745	13,859.10	.60	.20

CONSUMER SERVICES

MAIN BOARD

A.SPEN.HOT.HOLD.	27.00	27.50	28.00	27.00	0.50	9	351	9,701.30	35.00	24.00
AHOT PROPERTIES	40.30	40.00	40.00	39.00	(0.30)	14	8,690	344,389.50	57.00	34.80
AMAYA LEISURE	42.70	42.70	40.00	36.20	0.00	3	83	3,316.20	58.00	36.20
CITRUS LEISURE	5.00	4.90	4.90	4.80	(0.10)	21	21,191	103,766.80	9.10	4.80
DOLPHIN HOTELS	25.00	24.80	25.50	24.70	(0.20)	14	11,344	282,178.90	32.00	23.00
HOTEL SIGIRIYA	52.80	52.70	54.60	52.70	(0.10)	66	3,384	181,446.10	76.50	45.00
HOTELS CORP.	12.00	11.10	12.00	11.00	(0.90)	6	5,008	55,970.50	17.30	11.00
HUNAS FALLS	82.40	75.10	83.90	75.10	(7.30)	35	1,955	153,386.70	104.00	50.00
KANDY HOTELS	5.00	5.00	5.30	4.70	0.00	36	14,968	72,587.50	6.50	4.70
KEELLS HOTELS	7.60	7.80	7.90	7.60	0.20	65	48,789	378,788.10	10.10	7.40
KINGSBURY	15.00	15.00	15.00	14.50	0.00	9	504,008	7,559,771.70	19.60	12.90
RENUKA CITY HOT.	248.50	236.20	269.00	236.20	(12.30)	7	2,291	543,954.10	356.00	210.00
SIGIRIYA VILLAGE	40.00	41.00	41.00	40.00	1.00	7	1,250	50,252.50	49.90	37.00
TANGERINE	37.40	37.00	39.40	35.10	(0.40)	13	4,715	173,894.90	52.00	34.20

DIRI SAVI BOARD

BANSEI RESORTS	5.80	6.00	6.20	5.80	0.20	15	754	4,524.10	7.50	4.10
BERUWALA RESORTS	.70	.70	.70	.60	0.00	4	20,008	14,005.50	.90	.50
CITRUS HIKKADUWA	3.90	3.80	4.00	3.70	(0.10)	23	23,562	89,512.00	13.20	3.70
CITRUS WASKADUWA	2.70	2.70	2.80	2.60	0.00	12	6,509	17,584.50	3.90	2.30
EDEN HOTEL LANKA	13.60	12.70	13.60	12.10	(0.90)	14	1,633	20,938.90	18.60	10.00
FORTRESS RESORTS	9.50	9.30	9.50	9.00	(0.20)	18	30,604	277,761.70	12.30	8.60
GALADARI	6.90	6.80	6.90	6.60	(0.10)	33	13,446	92,108.20	9.70	6.40
JETWING SYMPHONY	10.80	12.00	12.00	12.00	1.20	2	1,000	12,000.00	16.00	.00
LIGHTHOUSE HOTEL	29.80	29.00	34.00	28.50	(0.80)	12	2,382	70,452.30	45.00	27.10
MAHAWELI REACH	13.20	13.60	13.70	13.00	0.40	13	976	12,929.40	19.80	12.60
MARAWILA RESORTS	1.80	1.70	1.80	1.70	(0.10)	34	179,908	317,154.30	2.70	1.70
NUWARA ELIYA	999.60	950.00	999.90	950.00	(49.60)	24	354	336,350.90	1,350.00	891.00
PALM GARDEN HOTEL	22.00	21.40	23.80	21.40	(0.60)	4	952	22,055.30	29.90	19.10
PEGASUS HOTELS	22.10	21.60	22.90	21.50	(0.50)	11	1,586	34,459.80	33.00	20.00
RAMBODA FALLS	18.00	17.50	20.60	17.50	(0.50)	16	546	10,144.20	22.20	15.90

Price changes during the week 10-12-2018 to 14-12-2018

සතිය තුළ මිල වෙනස්වීම්

வாரத்துக்கான விலை அசைவுகள்

Company Name	Prv. Week's Close Price (Rs.)	Cur. Week's Close Price (Rs.)	Highest Price (Rs.)	Lowest Price (Rs.)	Change in Price During the week(Rs.)	Trade Volume (No.)	Share Volume (No.)	Turnover (Rs.)	52 Week Highest Price(Rs.)	52 Week Lowest Price(Rs.)
සමාගමේ නම	පෙර සතියේ සමාජිත මිල	මේ සතියේ සමාජිත මිල	ඉහළම මිල	පහළම මිල	සතිය තුළදී මිල වෙනස්වීම	ගනුදෙනු ප්‍රමාණය	කොටස් ප්‍රමාණය	පිරිවැටුම	සති 52 තුළ ඉහළම මිල	සති 52 තුළ අවම මිල
கம்பனி பெயர்	கடந்த வார நிறைவு விலை	இவ்வார நிறைவு விலை	உயர்ந்த விலை	குறைந்த விலை	வாரத்தின் விலை அசைவு	வியாபார அளவுகள்	அலகு அளவுகள்	புரள்வு	52வார உயர் விலை	52வார குறைந்த விலை

CONSUMER SERVICES

DIRI SAVI BOARD

RENUKA HOTELS	52.00	51.00	52.30	50.00	(1.00)	25	14,139	729,092.70	129.90	35.00
ROYAL PALMS	16.10	15.30	16.00	15.00	(0.80)	6	1,556	23,804.20	21.90	15.00
TAL LANKA	14.40	13.30	14.00	12.60	(1.10)	28	3,845	51,578.70	19.60	11.30
TRANS ASIA	85.00	85.00	79.00	72.50	0.00	4	32	2,502.00	97.00	70.20

WATCH LIST

ANILANA HOTELS	1.20	1.30	1.30	1.10	0.10	75	737,529	877,539.70	1.60	.90
BROWNS BEACH	13.60	12.60	13.70	12.30	(1.00)	34	5,238	65,560.80	18.00	12.00

DIVERSIFIED FINANCIALS

MAIN BOARD

ALLIANCE	57.00	57.00	59.70	56.50	0.00	65	14,120	802,589.30	74.00	56.50
ASIA ASSET	.90	.90	1.00	.90	0.00	86	256,508	232,205.90	1.50	.90
CDB	83.00	84.00	84.00	82.00	1.00	15	18,103	1,503,005.10	94.00	62.30
CDB	71.00	72.90	72.90	71.00	1.90	4	10,501	746,521.10	82.50	55.00
CENTRAL FINANCE	90.00	90.00	91.00	89.50	0.00	49	48,474	4,362,591.00	110.00	87.00
CEYLON GUARDIAN	69.80	68.00	68.90	67.30	(1.80)	14	3,962	269,128.50	99.80	65.00
CEYLON INV.	37.20	37.10	38.40	36.70	(0.10)	30	6,017	226,900.00	49.00	33.00
DUNAMIS CAPITAL	35.40	42.00	45.00	34.00	6.60	308	161,524	6,669,034.00	45.00	17.00
FIRST CAPITAL	29.80	31.30	31.80	28.40	1.50	375	449,588	13,854,254.10	37.40	24.50
L O L C HOLDINGS	91.20	88.60	91.00	88.60	(2.60)	20	3,730	333,668.20	138.00	82.40
LANKA VENTURES	42.00	42.00	46.00	42.00	0.00	15	14,109	592,776.60	55.50	38.20
LB FINANCE	121.60	121.50	122.80	121.00	(0.10)	22	17,549	2,139,820.20	132.00	110.00
NATION LANKA	.60	.60	.70	.60	0.00	40	244,734	149,654.60	1.40	.60
PEOPLES LEASING	16.20	16.20	16.40	16.00	0.00	86	41,067	666,007.20	17.60	13.90
S M B LEASING	.50	.50	.60	.50	0.00	31	916,254	458,127.30	.80	.40
S M B LEASING	.30	.20	.30	.20	(0.10)	18	161,398	32,345.20	.30	.20
SINGER FINANCE	13.80	13.50	14.00	13.40	(0.30)	46	24,900	341,464.80	17.00	12.50
VALLIBEL FINANCE	70.00	70.50	70.50	68.20	0.50	13	30,910	2,164,204.20	75.90	60.00

DIRI SAVI BOARD

AMF CO LTD	400.00	400.00	420.00	420.00	0.00	1	1	420.00	500.00	350.00
ASIA SIYAKA	2.10	2.00	2.10	2.00	(0.10)	19	168,910	338,255.90	2.80	1.90
BIMPUATH FINANCE	31.10	31.00	33.50	30.00	(0.10)	14	7,385	228,960.80	49.70	26.50
CFI	50.00	51.00	51.00	50.50	1.00	3	3,201	163,250.50	69.00	40.00
CIT	60.20	58.10	60.20	58.00	(2.10)	11	1,333	78,549.10	89.90	56.00
COM.CREDIT	28.80	29.00	30.00	29.00	0.20	16	4,696	137,011.40	45.10	.00
DIALOG FINANCE	41.30	41.30	45.50	41.30	0.00	6	311	12,865.30	78.70	22.00
GUARDIAN CAPITAL	22.00	22.50	24.00	20.30	0.50	29	3,411	72,784.60	35.00	19.50

Price changes during the week 10-12-2018 to 14-12-2018

සතිය තුළ මිල වෙනස්වීම්

வாரத்துக்கான விலை அசைவுகள்

Company Name	Prv. Week's Close Price (Rs.)	Cur. Week's Close Price (Rs.)	Highest Price (Rs.)	Lowest Price (Rs.)	Change in Price During the week(Rs.)	Trade Volume (No.)	Share Volume (No.)	Turnover (Rs.)	52 Week Highest Price(Rs.)	52 Week Lowest Price(Rs.)
සමාගමේ නම	පෙර සතියේ සමාජන මිල	මේ සතියේ සමාජන මිල	ඉහළම මිල	පහළම මිල	සතිය තුළදී මිල වෙනස්වීම්	ගනුදෙනු ප්‍රමාණය	කොටස් ප්‍රමාණය	පිරිවැටුම	සති 52 තුළ ඉහළම මිල	සති 52 තුළ අවම මිල
கம்பனி பெயர்	கடந்த வார நிறைவு விலை	இவ்வார நிறைவு விலை	உயர்ந்த விலை	குறைந்த விலை	வாரத்தின் விலை அசைவு	வியாபார அளவுகள்	அலகு அளவுகள்	புரள்வு	52வார உயர் விலை	52வார குறைந்த விலை

DIVERSIFIED FINANCIALS

DIRI SAVI BOARD

MULTI FINANCE	14.00	13.90	14.80	13.10	(0.10)	10	833	11,596.90	16.90	9.20
ORIENT FINANCE	15.80	15.20	16.30	14.70	(0.60)	364	578,172	8,909,529.90	21.70	10.50
PRIME FINANCE	21.00	18.20	22.00	17.90	(2.80)	23	10,848	194,976.70	24.30	14.40
RENUKA CAPITAL	3.90	4.30	4.50	4.00	0.40	45	50,912	215,232.80	5.00	3.70
SOFTLOGIC CAP	6.00	6.20	6.30	6.00	0.20	129	1,490,981	9,062,926.20	6.40	4.30
SOFTLOGIC FIN	26.50	24.50	29.00	24.50	(2.00)	50	32,910	868,098.30	40.00	22.90

WATCH LIST

ABANS FINANCIAL	19.00	18.00	19.00	17.60	(1.00)	10	1,206	21,707.80	25.50	16.20
ARPICO	160.00	160.00	153.00	153.00	0.00	1	1	153.00	178.40	140.00
ASIA CAPITAL	7.00	6.50	6.80	6.20	(0.50)	32	20,307	128,605.10	10.40	5.90
BRAC LNKA FNANCE	40.00	40.70	42.90	37.10	0.70	15	261	10,763.60	84.00	21.10
COMM LEASE & FIN	2.60	2.60	2.80	2.40	0.00	31	13,898	37,271.60	3.10	1.90
LOLC FINANCE	3.70	3.60	3.80	3.60	(0.10)	34	101,581	370,668.40	4.20	3.00
MERCHANT BANK	9.00	8.50	9.20	8.10	(0.50)	85	50,757	440,018.30	14.70	7.40
PEOPLE'S MERCH	10.70	10.80	11.00	10.10	0.10	22	5,924	63,753.40	14.30	8.20
SINHAPUTHRA FIN	8.50	8.30	8.90	7.80	(0.20)	54	26,422	208,316.70	12.80	7.50
THE FINANCE CO.	2.20	2.00	2.30	2.00	(0.20)	35	61,699	132,681.10	5.70	2.00
THE FINANCE CO.	1.20	1.20	1.40	1.10	0.00	90	179,209	224,427.70	2.60	.90
TRADE FINANCE	58.00	58.00	62.00	59.60	0.00	2	11	658.00	75.00	42.00

ENERGY

MAIN BOARD

LANKA IOC	26.10	24.60	26.40	24.60	(1.50)	192	215,227	5,384,374.70	37.00	24.00
LAUGFS GAS	18.70	19.00	19.40	18.70	0.30	66	49,577	937,821.60	39.80	14.60
LAUGFS GAS	15.10	15.20	15.50	15.00	0.10	31	12,979	197,305.00	31.00	12.10

FOOD & STAPLES RETAILING

MAIN BOARD

C T HOLDINGS	165.80	165.00	169.00	165.00	(0.80)	15	97,732	16,130,850.80	195.00	145.00
CARGILLS	200.00	200.00	200.00	196.00	0.00	3	61	12,156.00	210.00	.00

DIRI SAVI BOARD

TESS AGRO	.60	.60	.60	.50	0.00	62	929,433	468,187.70	1.20	.40
TESS AGRO	.50	.50	.50	.40	0.00	9	58,827	24,716.50	1.20	.40

FOOD, BEVERAGE & TOBACCO

MAIN BOARD

AGALAWATTE	14.30	13.90	14.50	13.90	(0.40)	6	195	2,763.50	24.00	12.50
BAIRAHA FARMS	128.00	124.00	128.00	124.00	(4.00)	50	16,082	2,035,339.90	152.00	115.00

Price changes during the week 10-12-2018 to 14-12-2018

සතිය තුළ මිල වෙනස්වීම්

வாரத்துக்கான விலை அசைவுகள்

Company Name	Prv. Week's Close Price (Rs.)	Cur. Week's Close Price (Rs.)	Highest Price (Rs.)	Lowest Price (Rs.)	Change in Price During the week(Rs.)	Trade Volume (No.)	Share Volume (No.)	Turnover (Rs.)	52 Week Highest Price(Rs.)	52 Week Lowest Price(Rs.)
සමාගමේ නම	පෙර සතියේ සමාජන මිල	මේ සතියේ සමාජන මිල	ඉහළම මිල	පහළම මිල	සතිය තුළදී මිල වෙනස්වීම	ගනුදෙනු ප්‍රමාණය	කොටස් ප්‍රමාණය	පිරිවැටුම	සති 52 තුළ ඉහළම මිල	සති 52 තුළ අවම මිල
கம்பனி பெயர்	கடந்த வார நிறைவு விலை	இவ்வார நிறைவு விலை	உயர்ந்த விலை	குறைந்த விலை	வாரத்தின் விலை அசைவு	வியாபார அளவுகள்	அலகு அளவுகள்	புரள்வு	52வார உயர் விலை	52வார குறைந்த விலை

FOOD, BEVERAGE & TOBACCO

MAIN BOARD

BALANGODA	12.30	11.70	12.30	11.50	(0.60)	57	12,156	143,719.90	32.30	11.50
BUKIT DARAH	205.40	205.00	214.00	204.80	(0.40)	6	479	98,149.10	274.90	200.00
CARSONS	165.00	165.00	175.00	170.00	0.00	5	55	9,489.00	240.00	156.00
CEYLON TOBACCO	1,439.90	1,435.00	1,449.90	1,415.00	(4.90)	20	353	504,455.40	1,449.90	.00
COLD STORES	720.00	720.00	730.00	720.00	0.00	9	134	96,809.80	1,000.00	700.00
CONVENIENCE FOOD	450.00	450.00	440.00	440.00	0.00	2	22	9,680.00	570.00	325.00
GRAIN ELEVATORS	59.30	58.90	60.00	58.00	(0.40)	60	38,388	2,238,232.50	76.00	54.50
HORANA	14.40	14.00	14.70	13.80	(0.40)	16	51,065	721,262.50	28.90	13.80
KAHAWATTE	40.00	40.00	36.00	36.00	0.00	1	6	216.00	44.00	30.40
KEGALLE	55.50	59.00	59.50	53.00	3.50	14	6,306	364,926.00	78.00	50.00
KOTAGALA	7.10	7.10	7.20	6.90	0.00	12	27,542	193,040.00	13.10	6.50
LANKEM DEV.	4.30	4.10	4.40	4.00	(0.20)	175	297,329	1,239,245.50	8.80	4.00
LION BREWERY	555.00	555.00	556.00	555.00	0.00	14	187,204	103,898,221.20	679.00	.00
LMF	140.00	140.00	135.00	131.10	0.00	2	16	2,156.10	195.00	130.00
MALWATTE	7.90	7.90	8.00	7.10	0.00	14	8,338	61,975.80	11.80	5.40
MALWATTE	4.20	4.20	4.30	4.10	0.00	178	71,339	296,192.70	10.70	4.10
MELSTACORP	50.00	52.00	53.80	48.50	2.00	54	590,408	29,527,611.20	71.50	.00
NAMUNUKULA	58.50	58.00	61.70	58.00	(0.50)	5	310	18,350.00	114.90	55.50
NESTLE	1,749.90	1,700.10	1,749.70	1,680.00	(49.80)	20	4,578	7,781,272.60	1,899.00	1,600.00
RENUKA AGRI	2.00	2.00	2.10	1.90	0.00	47	296,140	573,480.60	2.60	1.80
RENUKA FOODS	14.50	13.60	14.50	12.70	(0.90)	26	78,107	1,055,842.00	20.00	10.50
RENUKA FOODS	10.00	10.80	10.90	10.00	0.80	5	111	1,191.40	17.00	8.00
SUNSHINE HOLDING	53.80	53.80	53.80	47.40	0.00	2	2	101.20	60.00	45.10
TALAWAKELLE	48.60	47.50	47.50	47.50	(1.10)	1	1,000	47,500.00	61.00	42.50
TEA SMALLHOLDER	22.50	23.00	23.00	22.60	0.50	6	5,403	123,869.00	40.00	21.00
THREE ACRE FARMS	104.00	102.00	104.60	100.50	(2.00)	11	2,751	277,280.20	120.00	.00
WATAWALA	20.50	20.00	20.20	19.70	(0.50)	36	18,146	362,279.10	31.70	19.20

DIRI SAVI BOARD

BOGAWANTALAWA	9.80	9.50	9.80	9.40	(0.30)	28	8,501	80,983.40	18.60	8.60
BROWNS CAPITAL	3.50	3.50	3.60	3.40	0.00	109	213,974	741,750.00	4.80	2.90
BROWNS INVSTMTS	2.00	1.90	2.00	1.80	(0.10)	99	603,198	1,154,789.70	3.40	1.80
CEYLON BEVERAGE	725.00	731.00	731.00	725.00	6.00	9	2,466	1,789,056.00	869.90	600.00
DILMAH CEYLON	620.00	620.00	620.00	619.90	0.00	19	1,207	748,334.90	630.00	530.00
ELPITIYA	19.00	19.80	20.00	18.00	0.80	35	17,313	318,038.50	30.70	18.00
HAPUGASTENNE	18.00	16.80	17.60	16.50	(1.20)	8	812	13,673.40	32.00	13.50
HARISCHANDRA	1,499.50	1,499.50	1,499.00	1,499.00	0.00	1	3	4,497.00	1,599.00	1,057.10

Price changes during the week 10-12-2018 to 14-12-2018

සතිය තුළ මිල වෙනස්වීම්

வாரத்துக்கான விலை அசைவுகள்

Company Name	Prv. Week's Close Price (Rs.)	Cur. Week's Close Price (Rs.)	Highest Price (Rs.)	Lowest Price (Rs.)	Change in Price During the week(Rs.)	Trade Volume (No.)	Share Volume (No.)	Turnover (Rs.)	52 Week Highest Price(Rs.)	52 Week Lowest Price(Rs.)
සමාගමේ නම	පෙර සතියේ සමාජන මිල	මේ සතියේ සමාජන මිල	ඉහළම මිල	පහළම මිල	සතිය තුළදී මිල වෙනස්වීම	ගනුදෙනු ප්‍රමාණය	කොටස් ප්‍රමාණය	පිරිවැටුම	සති 52 තුළ ඉහළම මිල	සති 52 තුළ අවම මිල
கம்பனி பெயர்	கடந்த வார நிறைவு விலை	இவ்வார நிறைவு விலை	உயர்ந்த விலை	குறைந்த விலை	வாரத்தின் விலை அசைவு	வியாபார அளவுகள்	அலகு அளவுகள்	புரள்வு	52வார உயர் விலை	52வார குறைந்த விலை

FOOD, BEVERAGE & TOBACCO

DIRI SAVI BOARD

HATTON	7.10	6.80	7.10	6.80	(0.30)	6	884	6,013.30	10.70	6.50
KEELLS FOOD	135.00	135.00	134.10	134.10	0.00	1	1	134.10	149.00	121.00
MASKELIYA	9.80	9.60	9.80	8.30	(0.20)	63	8,733	81,537.20	24.00	8.30
RAIGAM SALTERNS	2.00	1.90	2.00	1.90	(0.10)	18	38,407	74,794.50	2.50	1.80
UDAPUSSELLAWA	28.10	28.10	28.90	27.50	0.00	6	154	4,355.00	46.70	24.00

WATCH LIST

DISTILLERIES	16.90	16.40	16.90	16.30	(0.50)	54	73,600	1,215,256.20	35.00	16.00
GOOD HOPE	902.60	902.60	995.40	712.00	0.00	5	7	6,114.30	1,387.00	712.00
HVA FOODS	4.50	4.40	4.60	4.40	(0.10)	34	25,465	114,588.80	7.50	4.20
INDO MALAY	1,300.00	1,300.00	1,100.10	1,100.10	0.00	1	1	1,100.10	1,600.00	980.10
KOTMALE HOLDINGS	174.90	165.00	165.00	165.00	(9.90)	3	180	29,700.00	225.00	150.00
MADULSIMA	6.00	6.20	6.20	5.70	0.20	16	36,100	217,592.60	14.90	5.70
SELINSING	830.30	830.30	738.10	674.00	0.00	14	29	19,651.90	849.70	550.00
SHALIMAR	1,497.60	1,497.60	1,870.00	1,500.00	0.00	5	6	9,820.00	2,150.00	1,125.00

HEALTH CARE EQUIPMENT & SERVICES

MAIN BOARD

ASIRI	22.90	22.90	23.00	22.50	0.00	25	8,319	189,371.00	27.60	21.50
ASIRI SURG	9.30	9.50	9.60	9.40	0.20	27	6,169	58,785.70	11.60	9.20
DURDANS	75.00	74.90	75.00	74.90	(0.10)	4	163	12,209.80	87.00	70.10
DURDANS	67.00	69.00	69.00	67.00	2.00	5	5,100	341,900.00	76.00	54.20
MULLERS	.70	.60	.70	.60	(0.10)	11	22,545	15,771.30	1.20	.50
NAWALOKA	4.40	4.50	4.60	4.40	0.10	10	11,341	51,018.40	4.80	4.10

DIRI SAVI BOARD

E - CHANNELLING	4.50	4.70	4.70	4.30	0.20	22	51,169	226,273.20	7.00	4.00
-----------------	------	------	------	------	------	----	--------	------------	------	------

WATCH LIST

LANKA HOSPITALS	40.60	41.60	41.90	40.00	1.00	18	7,209	295,424.20	64.00	39.00
SINGHE HOSPITALS	1.20	1.30	1.30	1.20	0.10	20	15,181	19,735.20	1.90	1.10

HOUSEHOLD & PERSONAL PRODUCTS

DIRI SAVI BOARD

BPPL HOLDINGS	11.40	12.00	12.00	12.00	0.60	1	100	1,200.00	14.20	11.30
---------------	-------	-------	-------	-------	------	---	-----	----------	-------	-------

INSURANCE

MAIN BOARD

A I A INSURANCE	1,259.30	1,826.50	1,990.00	1,299.90	567.20	986	13,732	22,378,135.60	1,990.00	315.00
CEYLINCO INS.	1,995.60	1,996.00	1,996.00	1,995.00	0.40	5	2,703	5,395,073.00	2,100.00	1,300.00

Price changes during the week 10-12-2018 to 14-12-2018

සතිය තුළ මිල වෙනස්වීම්

வாரத்துக்கான விலை அசைவுகள்

Company Name	Prv. Week's Close Price (Rs.)	Cur. Week's Close Price (Rs.)	Highest Price (Rs.)	Lowest Price (Rs.)	Change in Price During the week(Rs.)	Trade Volume (No.)	Share Volume (No.)	Turnover (Rs.)	52 Week Highest Price(Rs.)	52 Week Lowest Price(Rs.)
සමාගමේ නම	පෙර සතියේ සමාජන මිල	මේ සතියේ සමාජන මිල	ඉහළම මිල	පහළම මිල	සතිය තුළදී මිල වෙනස්වීම	ගනුදෙනු ප්‍රමාණය	කොටස් ප්‍රමාණය	පිරිවැටුම	සති 52 තුළ ඉහළම මිල	සති 52 තුළ අවම මිල
கம்பனி பெயர்	கடந்த வார நிறைவு விலை	இவ்வார நிறைவு விலை	உயர்ந்த விலை	குறைந்த விலை	வாரத்தின் விலை அசைவு	வியாபார அளவுகள்	அலகு அளவுகள்	புரள்வு	52வார உயர் விலை	52வார குறைந்த விலை

INSURANCE

MAIN BOARD

CEYLINCO INS.	960.00	953.20	960.00	950.00	(6.80)	17	5,699	5,416,540.00	1,078.80	825.00
HNB ASSURANCE	113.50	125.50	129.00	113.00	12.00	361	1,031,949	118,992,517.50	129.00	70.50
JANASHAKTHI INS.	28.00	29.80	30.10	27.30	1.80	1,046	2,570,306	74,693,783.20	33.50	15.70
PEOPLE'S INS	19.50	19.80	19.90	19.40	0.30	89	93,420	1,825,375.70	24.00	18.70

DIRI SAVI BOARD

AMANA LIFE	11.90	11.80	12.00	11.70	(0.10)	11	5,226	61,903.70	13.50	1.00
AMANA TAKAFUL	6.80	6.50	6.80	6.50	(0.30)	16	24,439	160,227.30	9.40	.60
ARPICO INSURANCE	18.30	19.00	19.60	18.00	0.70	79	99,794	1,839,044.00	20.00	15.50
Softlogic Life	37.70	37.90	39.40	36.90	0.20	323	277,707	10,568,200.20	42.00	20.50
UNION ASSURANCE	324.90	350.60	360.00	318.00	25.70	275	34,903	12,211,931.20	364.00	134.00

MATERIALS

MAIN BOARD

ACL PLASTICS	74.00	75.00	79.90	74.00	1.00	13	4,403	343,928.50	133.70	67.00
ACME	4.50	4.60	5.00	4.40	0.10	21	19,124	88,604.20	7.20	4.00
CHEMANEX	50.40	50.00	53.90	49.30	(0.40)	39	2,345	117,684.60	70.00	40.00
CHEVRON	74.60	73.10	75.30	72.70	(1.50)	240	88,105	6,512,182.60	122.00	64.80
CIC	39.10	40.10	41.80	39.30	1.00	14	1,236	49,373.80	68.00	38.00
CIC	30.60	30.10	32.50	30.00	(0.50)	24	13,770	414,923.30	52.00	28.00
DIPPED PRODUCTS	85.00	85.00	85.10	85.00	0.00	21	13,729	1,166,965.50	100.00	66.20
HAYCARB	134.20	134.90	135.00	125.30	0.70	20	6,461	872,114.00	148.90	119.10
LANKA ALUMINIUM	57.70	62.00	65.00	57.90	4.30	81	22,673	1,371,499.70	74.90	53.00
PIRAMAL GLASS	3.90	3.80	3.90	3.70	(0.10)	55	135,812	521,648.70	6.20	3.70
SAMSON INTERNAT.	100.00	100.00	90.00	88.10	0.00	5	8	718.10	118.70	73.10
SWISSTEK	41.00	40.90	40.90	40.50	(0.10)	2	200	8,140.00	68.70	36.00
TOKYO CEMENT	26.50	25.40	26.80	25.30	(1.10)	153	135,088	3,504,648.90	69.90	22.00
TOKYO CEMENT	24.10	23.00	24.40	23.00	(1.10)	51	71,126	1,658,031.30	62.00	20.00
UNION CHEMICALS	400.00	400.00	399.80	399.80	0.00	1	1	399.80	500.00	310.00

DIRI SAVI BOARD

AGSTAR PLC	3.60	3.60	3.90	3.60	0.00	11	3,344	12,361.80	5.40	3.20
ALUMEX PLC	13.90	14.00	14.00	13.50	0.10	38	31,981	437,521.70	19.00	12.70
BOGALA GRAPHITE	13.30	13.30	13.40	12.60	0.00	4	57	747.80	15.70	12.00
RICH PIERIS EXP	215.00	211.90	218.00	206.00	(3.10)	140	33,313	7,062,791.50	228.00	160.00

WATCH LIST

INDUSTRIAL ASPH.	375.00	375.00	374.00	300.00	0.00	7	28	8,639.20	410.00	273.90
------------------	--------	--------	--------	--------	------	---	----	----------	--------	--------

Price changes during the week 10-12-2018 to 14-12-2018

සතිය තුළ මිල වෙනස්වීම්

வாரத்துக்கான விலை அசைவுகள்

Company Name	Prv. Week's Close Price (Rs.)	Cur. Week's Close Price (Rs.)	Highest Price (Rs.)	Lowest Price (Rs.)	Change in Price During the week(Rs.)	Trade Volume (No.)	Share Volume (No.)	Turnover (Rs.)	52 Week Highest Price(Rs.)	52 Week Lowest Price(Rs.)
සමාගමේ නම	පෙර සතියේ සමාජන මිල	මේ සතියේ සමාජන මිල	ඉහළම මිල	පහළම මිල	සතිය තුළදී මිල වෙනස්වීම	ගනුදෙනු ප්‍රමාණය	කොටස් ප්‍රමාණය	පිරිවැටුම	සති 52 තුළ ඉහළම මිල	සති 52 තුළ අවම මිල
கம்பனி பெயர்	கடந்த வார நிறைவு விலை	இவ்வார நிறைவு விலை	உயர்ந்த விலை	குறைந்த விலை	வாரத்தின் விலை அசைவு	வியாபார அளவுகள்	அளவுகள்	புரள்வு	52வார உயர் விலை	52வார குறைந்த விலை

PHARMACEUTICALS, BIOTECHNOLOGY & LI

WATCH LIST

MORISONS	720.90	720.90	722.00	670.10	0.00	8	23	16,118.50	760.00	500.00
MORISONS	432.20	532.90	540.00	530.90	100.70	9	111	59,152.10	664.00	360.70

REAL ESTATE

MAIN BOARD

CARGO BOAT	70.00	69.00	70.00	68.00	(1.00)	17	8,876	619,243.50	90.90	63.50
COLOMBO CITY	765.00	749.80	797.00	749.00	(15.20)	5	634	475,414.00	999.00	611.00
COLOMBO LAND	15.90	15.00	15.90	15.00	(0.90)	16	5,530	83,685.40	23.00	14.20
LANKA REALTY	19.50	20.00	21.00	19.80	0.50	36	5,676	115,279.40	40.00	18.00
ON'ALLY	102.50	92.80	92.80	85.50	(9.70)	2	469	43,515.90	118.80	.00
OVERSEAS REALTY	16.40	16.50	16.60	16.40	0.10	22	8,734	143,666.00	18.80	15.30
R I L PROPERTY	7.00	6.90	7.00	6.80	(0.10)	36	58,046	397,534.00	7.90	6.60
SEYLAN DEVTS	10.40	10.50	10.90	10.30	0.10	30	10,985	114,016.30	14.90	10.00
YORK ARCADE	85.00	86.00	90.10	86.00	1.00	6	392	34,016.10	143.90	13.00

DIRI SAVI BOARD

C T LAND	28.30	28.30	28.80	28.00	0.00	2	6	172.00	63.90	26.20
EQUITY TWO PLC	45.90	48.00	52.50	48.00	2.10	3	217	10,480.50	77.80	38.00
MILLENNIUM HOUSE	8.80	8.50	8.80	8.00	(0.30)	24	1,754	15,059.10	13.00	7.20

WATCH LIST

CITY HOUSING	5.00	4.70	5.00	4.50	(0.30)	19	27,005	122,966.90	7.00	4.00
COMMERCIAL DEV.	70.10	70.10	70.00	70.00	0.00	1	1	70.00	80.00	66.20
EAST WEST	14.00	13.10	14.40	13.00	(0.90)	207	284,766	3,870,663.40	24.90	9.50
LEE HEDGES	68.70	68.70	68.00	58.20	0.00	2	11	738.20	98.00	56.70
PDL	115.00	115.00	116.00	115.00	0.00	5	1,201	138,215.00	132.00	76.10

RETAILING

MAIN BOARD

AUTODROME	82.70	81.40	81.50	65.00	(1.30)	18	657	49,704.50	105.00	65.00
C M HOLDINGS	51.90	50.00	51.30	48.70	(1.90)	8	3,826	193,688.70	75.00	42.00
DIMO	343.00	342.40	350.00	342.00	(0.60)	20	309	106,240.00	500.00	325.40
EASTERN MERCHANT HUNTERS	4.20	4.40	4.40	4.20	0.20	10	1,809	7,639.40	6.70	3.90
SINGER SRI LANKA	373.60	400.00	455.00	393.00	26.40	11	767	307,317.90	510.00	341.00
SINGER SRI LANKA	29.50	29.80	29.80	29.60	0.30	2	950	28,300.00	45.00	28.00
UNITED MOTORS	75.10	75.00	79.40	75.00	(0.10)	23	8,708	653,126.50	87.40	70.10

DIRI SAVI BOARD

C.W.MACKIE	43.10	45.00	48.00	42.50	1.90	11	2,706	118,124.50	52.40	40.00
CEYLON TEA BRKRS	2.80	2.70	2.80	2.70	(0.10)	29	138,348	381,071.50	4.60	2.70

Price changes during the week 10-12-2018 to 14-12-2018

සතිය තුළ මිල වෙනස්වීම්

வாரத்துக்கான விலை அசைவுகள்

Company Name	Prv. Week's Close Price (Rs.)	Cur. Week's Close Price (Rs.)	Highest Price (Rs.)	Lowest Price (Rs.)	Change in Price During the week(Rs.)	Trade Volume (No.)	Share Volume (No.)	Turnover (Rs.)	52 Week Highest Price(Rs.)	52 Week Lowest Price(Rs.)
සමාගමේ නම	පෙර සතියේ සමාජන මිල	මේ සතියේ සමාජන මිල	ඉහළම මිල	පහළම මිල	සතිය තුළදී මිල වෙනස්වීම	ගනුදෙනු ප්‍රමාණය	කොටස් ප්‍රමාණය	පිරිවැටුම	සති 52 තුළ ඉහළම මිල	සති 52 තුළ අවම මිල
கம்பனி பெயர்	கடந்த வார நிறைவு விலை	இவ்வார நிறைவு விலை	உயர்ந்த விலை	குறைந்த விலை	வாரத்தின் விலை அசைவு	வியாபார அளவுகள்	அலகு அளவுகள்	புரள்வு	52வார உயர் விலை	52வார குறைந்த விலை

RETAILING

DIRI SAVI BOARD

JOHN KEELLS	50.00	50.90	52.50	48.00	0.90	32	3,803	194,939.00	70.00	48.00
-------------	-------	-------	-------	-------	------	----	-------	------------	-------	-------

WATCH LIST

ODEL PLC	30.00	29.20	29.40	28.00	(0.80)	19	16,671,040	446,786,167.30	32.50	20.80
----------	-------	-------	-------	-------	--------	----	------------	----------------	-------	-------

TELECOMMUNICATION SERVICES

MAIN BOARD

DIALOG	10.90	10.30	11.10	10.30	(0.60)	752	10,362,845	109,700,361.60	14.80	10.30
--------	-------	-------	-------	-------	--------	-----	------------	----------------	-------	-------

SLT	21.40	21.30	21.40	20.90	(0.10)	40	16,267	342,785.40	30.00	18.90
-----	-------	-------	-------	-------	--------	----	--------	------------	-------	-------

TRANSPORTATION

MAIN BOARD

EXPOLANKA	4.20	4.20	4.30	4.00	0.00	150	1,431,398	5,865,508.20	5.80	3.80
-----------	------	------	------	------	------	-----	-----------	--------------	------	------

UTILITIES

MAIN BOARD

LVL ENERGY	8.00	8.00	8.20	8.00	0.00	33	223,531	1,788,250.70	10.50	7.30
------------	------	------	------	------	------	----	---------	--------------	-------	------

PANASIAN POWER	3.00	3.10	3.20	3.00	0.10	64	705,100	2,171,706.50	3.50	2.60
----------------	------	------	------	------	------	----	---------	--------------	------	------

RESUS ENERGY	22.10	22.50	22.90	22.20	0.40	10	110,686	2,490,167.40	25.00	17.10
--------------	-------	-------	-------	-------	------	----	---------	--------------	-------	-------

VALLIBEL	6.50	6.50	6.60	6.40	0.00	35	26,761	174,327.50	7.80	6.30
----------	------	------	------	------	------	----	--------	------------	------	------

VIDULLANKA	4.80	4.50	4.90	4.50	(0.30)	26	3,165,751	14,274,951.70	5.40	4.10
------------	------	------	------	------	--------	----	-----------	---------------	------	------

WATCH LIST

LOTUS HYDRO	4.90	4.90	4.90	4.60	0.00	16	31,403	146,584.40	6.00	4.20
-------------	------	------	------	------	------	----	--------	------------	------	------

GICS Industry Group Statistics

GICS කර්මාන්ත සමූහයන්හි සංඛ්‍යා දත්ත

GICS துறைத் தொகுதி புள்ளிவிபரங்கள்

Industry Group	Market capitalization	Turnover පිරිවැටුම		Trades (No.)	PER	PBV	DY Companies		Companies
කර්මාන්ත සමූහය	වෙළෙඳපොළ ප්‍රාග්ධනීකරණය	පුරුණු Value(Rs.)	Volume(No.)	ගනුදෙනු	මිල ලපසුම අනුපාතය	මිල පොත් අගයෙහි අනුපාතයක් ලෙස	ලාභාංශ ඵලදාව	ගනුදෙනු වූ සමාගම්	ලැයිස්තුගත සමාගම්
துறைத் தொகுதி	சந்தை முதலாக்கம்	වටිනාකම පෙරුමති	ප්‍රමාණය අளவு	විඥාපාරම	විල උ-මැදුපු විකිතම	විල පුත්තකප් පෙරුමති	පාංශුලාප විඤාආ	විඥාපාරම නිරූපණ කම්පනිකල	පද්ධත පරිච්ඡිත කම්පනිකල
AUTOMOBILES & COMPONENTS	2,870,280,000.00	96,966.20	2,701.00	26	4.91	.61	6.79	1	1
BANKS	411,999,096,232.50	1,089,073,732.30	9,458,248.00	1,583	6.07	.82	2.55	12	16
CAPITAL GOODS	440,421,813,273.50	905,801,239.80	10,386,654.00	2,629	11.05	.85	3.66	27	31
COMMERCIAL & PROFESSIONAL SERVICES	3,007,022,303.50	174,445.60	2,508.00	20	N/A	.95	.11	4	5
CONSUMER DURABLES & APPAREL	38,733,927,995.10	17,584,653.70	885,614.00	421	25.47	1.03	1.9	11	14
CONSUMER SERVICES	118,383,356,546.90	12,995,464.00	1,674,586.00	712	66.80	1.63	.99	35	39
DIVERSIFIED FINANCIALS	240,575,950,779.70	57,499,982.60	5,242,741.00	2,387	5.31	.81	3	41	53
ENERGY	20,433,544,250.40	6,519,501.30	277,783.00	289	N/A	1.01	1.71	2	3
FOOD & STAPLES RETAILING	85,075,662,613.50	16,635,911.00	1,086,053.00	89	14.93	2.14	3	3	5
FOOD, BEVERAGE & TOBACCO	800,783,736,497.50	158,316,433.10	2,745,006.00	1,388	15.69	2.50	3.08	48	55
HEALTH CARE EQUIPMENT & SERVICES	50,541,557,042.80	1,210,488.80	127,196.00	142	15.85	1.85	3.54	8	10
HOUSEHOLD & PERSONAL PRODUCTS	5,772,782,284.00	1,200.00	100.00	1	14.20	1.90	2.18	1	2
INSURANCE	155,942,022,317.50	253,542,731.40	4,159,878.00	3,208	4.38	1.74	2.95	10	11
MATERIALS	57,253,544,543.70	24,152,925.00	582,804.00	940	7.07	.91	8.32	18	22
PHARMACEUTICALS, BIOTECHNOLOGY & LIFE SCIENCE	5,110,715,970.00	75,270.60	134.00	17	4.74	1.44	2.21	1	2
REAL ESTATE	54,113,146,810.60	6,184,735.70	414,303.00	433	5.02	.56	4.38	17	20
RETAILING	41,827,420,306.50	448,826,319.30	16,832,923.00	183	15.63	.69	5.2	11	12
TELECOMMUNICATION SERVICES	123,138,813,412.00	110,043,147.00	10,379,112.00	792	7.77	.88	4.38	2	2
TRANSPORTATION	8,422,879,254.00	5,865,508.20	1,431,398.00	150	20.78	.76	3.49	1	2
UTILITIES	16,985,173,198.70	21,045,988.20	4,263,232.00	184	8.65	2.09	5	6	6

GICS Industry Group Wise Top 5 Gainers for the week /

සතිස තුළ ඉහළ මිල ගණන් වාර්තා කළ සමාගම් අතර ප්‍රමුඛතම සමාගම් 05 (කර්මාන්ත සමූහයන් වශයෙන්) /

வாரத்தில் துறையடிப்படையில் முதல் 5 சிறந்த ஆதாயமீட்டிய பிணையங்கள்

ENERGY				MATERIALS			
Company Name සමාගමේ නම கம்பனி பெயர்	Current Close Price (Rs.) වත්මන් සමාජන මිල	Previous Close Price (Rs.) පෙර සමාජන	Change වෙනස %	Company Name සමාගමේ නම கம்பனி பெயர்	Current Close Price (Rs.) වත්මන් සමාජන මිල	Previous Close Price (Rs.) පෙර සමාජන	Change වෙනස %
	தற்போதைய நிறைவு விலை	முன்னைய நிறைவு விலை	அசைவு %		தற்போதைய நிறைவு விலை	முன்னைய நிறைவு விலை	அசைவு %
LAUGFS GAS	19.00	18.70	1.60	LANKA ALUMINIUM	62.00	57.70	7.45
LAUGFS GAS[LGL.X0000]	15.20	15.10	.66	CIC	40.10	39.10	2.56
				ACME	4.60	4.50	2.22
				ACL PLASTICS	75.00	74.00	1.35
				ALUMEX PLC	14.00	13.90	.72
CAPITAL GOODS				COMMERCIAL & PROFESSIONAL SERVICES			
Company Name සමාගමේ නම கம்பனி பெயர்	Current Close Price (Rs.) වත්මන් සමාජන මිල	Previous Close Price (Rs.) පෙර සමාජන	Change වෙනස %	Company Name සමාගමේ නම கம்பனி பெயர்	Current Close Price (Rs.) වත්මන් සමාජන මිල	Previous Close Price (Rs.) පෙර සමාජන	Change වෙනස %
	தற்போதைய நிறைவு விலை	முன்னைய நிறைவு விலை	அசைவு %		தற்போதைய நிறைவு விலை	முன்னைய நிறைவு விலை	அசைவு %
OFFICE EQUIPMENT	89.90	86.10	4.41	LAKE HOUSE PRIN.	138.70	133.00	4.29
RENUKA HOLDINGS[RHL.X0000]	12.30	12.10	1.65				
ALUFAB	16.90	16.80	.60				
LANKEM CEYLON	25.10	25.00	.40				
AUTOMOBILES & COMPONENTS				CONSUMER DURABLES & APPAREL			
Company Name සමාගමේ නම கம்பனி பெயர்	Current Close Price (Rs.) වත්මන් සමාජන මිල	Previous Close Price (Rs.) පෙර සමාජන	Change වෙනස %	Company Name සමාගමේ නම கம்பனி பெயர்	Current Close Price (Rs.) වත්මන් සමාජන මිල	Previous Close Price (Rs.) පෙර සමාජන	Change වෙනස %
	தற்போதைய நிறைவு விலை	முன்னைய நிறைவு விலை	அசைவு %		தற்போதைய நிறைவு விலை	முன்னைய நிறைவு விலை	அசைவு %
KELANI TYRES	36.80	36.30	1.38	ABANS	60.50	57.20	5.77
				TEEJAY LANKA	32.90	32.50	1.23
CONSUMER SERVICES				RETAILING			
Company Name සමාගමේ නම கம்பனி பெயர்	Current Close Price (Rs.) වත්මන් සමාජන මිල	Previous Close Price (Rs.) පෙර සමාජන	Change වෙනස %	Company Name සමාගමේ නම கம்பனி பெயர்	Current Close Price (Rs.) වත්මන් සමාජන මිල	Previous Close Price (Rs.) පෙර සමාජන	Change වෙනස %
	தற்போதைய நிறைவு விலை	முன்னைய நிறைவு விலை	அசைவு %		தற்போதைய நிறைவு விலை	முன்னைய நிறைவு விலை	அசைவு %
JETWING SYMPHONY	12.00	10.80	11.11	HUNTERS	400.00	373.60	7.07
ANILANA HOTELS	1.30	1.20	8.33	EASTERN MERCHANT	4.40	4.20	4.76
BANSEI RESORTS	6.00	5.80	3.45	C.W.MACKIE	45.00	43.10	4.41
MAHAWELI REACH	13.60	13.20	3.03	JOHN KEELLS	50.90	50.00	1.80
KEELLS HOTELS	7.80	7.60	2.63	SINGER SRI LANKA (+)	29.80	29.50	1.02
FOOD, BEVERAGE & TOBACCO				HOUSEHOLD & PERSONAL PRODUCTS			
Company Name සමාගමේ නම கம்பனி பெயர்	Current Close Price (Rs.) වත්මන් සමාජන මිල	Previous Close Price (Rs.) පෙර සමාජන	Change වෙනස %	Company Name සමාගමේ නම கம்பனி பெயர்	Current Close Price (Rs.) වත්මන් සමාජන මිල	Previous Close Price (Rs.) පෙර සමාජන	Change වෙනස %
	தற்போதைய நிறைவு விலை	முன்னைய நிறைவு விலை	அசைவு %		தற்போதைய நிறைவு விலை	முன்னைய நிறைவு விலை	அசைவு %
RENUKA FOODS[COCO.X0000]	10.80	10.00	8.00	BPPL HOLDINGS	12.00	11.40	5.26
KEGALLE	59.00	55.50	6.31				
ELPITIYA	19.80	19.00	4.21				
MELSTACORP	52.00	50.00	4.00				
MADULSIMA (+)	6.20	6.00	3.33				

GICS Industry Group Wise Top 5 Gainers for the week /

සතිස තුළ ඉහළ මිල ගණන් වාර්තා කළ සමාගම් අතර ප්‍රමුඛතම සමාගම් 05 (කර්මාන්ත සමූහයන් වශයෙන්) /

வாரத்தில் துறையடிப்படையில் முதல் 5 சிறந்த ஆதாயமீட்டிய பிணையங்கள்

HEALTH CARE EQUIPMENT & SERVICES			
Company Name සමාගමේ නම கம்பனி பெயர்	Current Close Price (Rs.) වත්මන් සමාජිත මිල	Previous Close Price (Rs.) පෙර සමාජිත	Change වෙනස %
	தற்போதைய நிறைவு விலை	முன்னைய நிறைவு விலை	அசைவு %
SINGHE HOSPITALS	1.30	1.20	8.33
E - CHANNELLING	4.70	4.50	4.44
DURDANS[CHL.X0000]	69.00	67.00	2.99
LANKA HOSPITALS (+)	41.60	40.60	2.46
NAWALOKA	4.50	4.40	2.27

PHARMACEUTICALS, BIOTECHNOLOGY & LIFE SCIENCE			
Company Name සමාගමේ නම கம்பனி பெயர்	Current Close Price (Rs.) වත්මන් සමාජිත මිල	Previous Close Price (Rs.) පෙර සමාජිත	Change වෙනස %
	தற்போதைய நிறைவு விலை	முன்னைய நிறைவு விலை	அசைவு %
MORISONS[MORI.X0000]	532.90	432.20	23.30

BANKS			
Company Name සමාගමේ නම கம்பனி பெயர்	Current Close Price (Rs.) වත්මන් සමාජිත මිල	Previous Close Price (Rs.) පෙර සමාජිත	Change වෙනස %
	தற்போதைய நிறைவு விலை	முன்னைய நிறைவு விலை	அசைவு %
AMANA BANK (+)	3.10	3.00	3.33
SEYLAN BANK (+)	82.50	80.50	2.48

DIVERSIFIED FINANCIALS			
Company Name සමාගමේ නම கம்பனி பெயர்	Current Close Price (Rs.) වත්මන් සමාජිත මිල	Previous Close Price (Rs.) පෙර සමාජිත	Change වෙනස %
	தற்போதைய நிறைவு விலை	முன்னைய நிறைவு விலை	அசைவு %
DUNAMIS CAPITAL	42.00	35.40	18.64
RENUKA CAPITAL	4.30	3.90	10.26
FIRST CAPITAL	31.30	29.80	5.03
SOFTLOGIC CAP	6.20	6.00	3.33
CDB[CDB.X0000]	72.90	71.00	2.68

INSURANCE			
Company Name සමාගමේ නම கம்பனி பெயர்	Current Close Price (Rs.) වත්මන් සමාජිත මිල	Previous Close Price (Rs.) පෙර සමාජිත	Change වෙනස %
	தற்போதைய நிறைவு விலை	முன்னைய நிறைவு விலை	அசைவு %
A I A INSURANCE (+)	1,826.50	1,259.30	45.04
HNB ASSURANCE (+)	125.50	113.50	10.57
UNION ASSURANCE (+)	350.60	324.90	7.91
JANASHAKTHI INS. (+)	29.80	28.00	6.43
ARPICO INSURANCE (+)	19.00	18.30	3.83

UTILITIES			
Company Name සමාගමේ නම கம்பனி பெயர்	Current Close Price (Rs.) වත්මන් සමාජිත මිල	Previous Close Price (Rs.) පෙර සමාජිත	Change වෙනස %
	தற்போதைய நிறைவு விலை	முன்னைய நிறைவு விலை	அசைவு %
PANASIAN POWER	3.10	3.00	3.33
RESUS ENERGY	22.50	22.10	1.81

REAL ESTATE			
Company Name සමාගමේ නම கம்பனி பெயர்	Current Close Price (Rs.) වත්මන් සමාජිත මිල	Previous Close Price (Rs.) පෙර සමාජිත	Change වෙනස %
	தற்போதைய நிறைவு விலை	முன்னைய நிறைவு விலை	அசைவு %
EQUITY TWO PLC	48.00	45.90	4.58
LANKA REALTY	20.00	19.50	2.56
YORK ARCADE	86.00	85.00	1.18
SEYLAN DEVTS (+)	10.50	10.40	.96
OVERSEAS REALTY (+)	16.50	16.40	.61

GICS Industry Group Wise Top 5 Losers for the week /

මිල ගණන් පහළ ගිය සමාගම් අතර ප්‍රමුඛතම සමාගම් 05 (කර්මාන්ත සමූහයන් වශයෙන්)

வாரத்தில் துறையடிப்படையில் முதல் 5 மதிப்பிழந்த பிணையங்கள்

ENERGY			
Company Name සමාගමේ නම கம்பனி பெயர்	Current Close Price (Rs.) වත්මන් සමාජිත මිල	Previous Close Price (Rs.) පෙර සමාජිත	Change වෙනස %
	தற்போதைய நிறைவு விலை	முன்னைய நிறைவு விலை	அசைவு %
LANKA IOC	24.60	26.10	- 5.75

MATERIALS			
Company Name සමාගමේ නම கம்பனி பெயர்	Current Close Price (Rs.) වත්මන් සමාජිත මිල	Previous Close Price (Rs.) පෙර සමාජිත	Change වෙනස %
	தற்போதைய நிறைவு விலை	முன்னைய நிறைவு விலை	அசைவு %
TOKYO CEMENT[TKYO.X0000]	23.00	24.10	- 4.56

GICS Industry Group Wise Top 5 Losers for the week /

මිල ගණන් පහළ ගිය සමාගම් අතර ප්‍රමුඛතම සමාගම් 05 (කර්මාන්ත සමූහයන් වශයෙන්)

வாரத்தில் தரையடிப்படையில் முதல் 5 மதிப்பிழந்த பிணையங்கள்

MATERIALS				CAPITAL GOODS			
Company Name සමාගමේ නම கம்பனி பெயர்	Current Close Price (Rs.) වත්මන් සමාජීත තර්ථොතෑය නිරෑවූ ඩෑවෑ	Previous Close Price (Rs.) පෙර සමාජීත (මුන්ෑෑය) නිරෑවූ ඩෑවෑ	Change (%) වෙනස % අෑෑෑෑ %	Company Name සමාගමේ නම கம்பனி பெயர்	Current Close Price (Rs.) වත්මන් සමාජීත තර්ථොතෑය නිරෑවූ ඩෑවෑ	Previous Close Price (Rs.) පෙර සමාජීත (මුන්ෑෑය) නිරෑවූ ඩෑවෑ	Change (%) වෙනස % අෑෑෑෑ %
TOKYO CEMENT	25.40	26.50	- 4.15	MTD WALKERS	11.00	12.50	- 12.00
PIRAMAL GLASS	3.80	3.90	- 2.56	LAXAPANA	10.90	12.30	- 11.38
CHEVRON (+)	73.10	74.60	- 2.01	LANKA CERAMIC	149.50	158.80	- 5.86
CIC[CIC.X0000]	30.10	30.60	- 1.63	ACCESS ENG SL	15.10	16.00	- 5.63
				DOCKYARD (+)	55.00	58.00	- 5.17
COMMERCIAL & PROFESSIONAL SERVICES				CONSUMER DURABLES & APPAREL			
Company Name සමාගමේ නම கம்பனி பெயர்	Current Close Price (Rs.) වත්මන් සමාජීත තර්ථොතෑය නිරෑවූ ඩෑවෑ	Previous Close Price (Rs.) පෙර සමාජීත (මුන්ෑෑය) නිරෑවූ ඩෑවෑ	Change (%) වෙනස % අෑෑෑෑ %	Company Name සමාගමේ නම கம்பனி பெயர்	Current Close Price (Rs.) වත්මන් සමාජීත තර්ථොතෑය නිරෑවූ ඩෑවෑ	Previous Close Price (Rs.) පෙර සමාජීත (මුන්ෑෑය) නිරෑවූ ඩෑවෑ	Change (%) වෙනස % අෑෑෑෑ %
PARAGON	50.10	59.10	- 15.23	BLUE DIAMONDS	.50	.60	- 16.67
CEYLON PRINTERS	65.00	75.50	- 13.91	KELSEY	30.40	32.00	- 5.00
GESTETNER	100.00	100.50	- .50	DANKOTUWA PORCEL	6.20	6.50	- 4.62
				AMBEON CAPITAL	4.20	4.30	- 2.33
				HAYLEYS FABRIC	9.30	9.50	- 2.11
CONSUMER SERVICES				RETAILING			
Company Name සමාගමේ නම கம்பனி பெயர்	Current Close Price (Rs.) වත්මන් සමාජීත තර්ථොතෑය නිරෑවූ ඩෑවෑ	Previous Close Price (Rs.) පෙර සමාජීත (මුන්ෑෑය) නිරෑවූ ඩෑවෑ	Change (%) වෙනස % අෑෑෑෑ %	Company Name සමාගමේ නම கம்பனி பெயர்	Current Close Price (Rs.) වත්මන් සමාජීත තර්ථොතෑය නිරෑවූ ඩෑවෑ	Previous Close Price (Rs.) පෙර සමාජීත (මුන්ෑෑය) නිරෑවූ ඩෑවෑ	Change (%) වෙනස % අෑෑෑෑ %
HUNAS FALLS	75.10	82.40	- 8.86	C M HOLDINGS	50.00	51.90	- 3.66
TAL LANKA	13.30	14.40	- 7.64	CEYLON TEA BRKRS	2.70	2.80	- 3.57
HOTELS CORP.	11.10	12.00	- 7.50	ODEL PLC	29.20	30.00	- 2.67
BROWNS BEACH	12.60	13.60	- 7.35	AUTODROME	81.40	82.70	- 1.57
EDEN HOTEL LANKA	12.70	13.60	- 6.62	DIMO	342.40	343.00	- .17
FOOD & STAPLES RETAILING				FOOD, BEVERAGE & TOBACCO			
Company Name සමාගමේ නම கம்பனி பெயர்	Current Close Price (Rs.) වත්මන් සමාජීත තර්ථොතෑය නිරෑවූ ඩෑවෑ	Previous Close Price (Rs.) පෙර සමාජීත (මුන්ෑෑය) නිරෑවූ ඩෑවෑ	Change (%) වෙනස % අෑෑෑෑ %	Company Name සමාගමේ නම கம்பனி பெயர்	Current Close Price (Rs.) වත්මන් සමාජීත තර්ථොතෑය නිරෑවූ ඩෑවෑ	Previous Close Price (Rs.) පෙර සමාජීත (මුන්ෑෑය) නිරෑවූ ඩෑවෑ	Change (%) වෙනස % අෑෑෑෑ %
C T HOLDINGS	165.00	165.80	- .48	HAPUGASTENNE (+)	16.80	18.00	- 6.67
				RENUKA FOODS	13.60	14.50	- 6.21
				KOTMALE HOLDINGS	165.00	174.90	- 5.66
				BROWNS INVSTMNTS	1.90	2.00	- 5.00
				RAIGAM SALTERNs	1.90	2.00	- 5.00
HEALTH CARE EQUIPMENT & SERVICES				BANKS			
Company Name සමාගමේ නම கம்பனி பெயர்	Current Close Price (Rs.) වත්මන් සමාජීත තර්ථොතෑය නිරෑවූ ඩෑවෑ	Previous Close Price (Rs.) පෙර සමාජීත (මුන්ෑෑය) නිරෑවූ ඩෑවෑ	Change (%) වෙනස % අෑෑෑෑ %	Company Name සමාගමේ නම கம்பனி பெயர்	Current Close Price (Rs.) වත්මන් සමාජීත තර්ථොතෑය නිරෑවූ ඩෑවෑ	Previous Close Price (Rs.) පෙර සමාජීත (මුන්ෑෑය) නිරෑවූ ඩෑවෑ	Change (%) වෙනස % අෑෑෑෑ %
MULLERS	.60	.70	- 14.29	DFCC BANK PLC	92.00	95.10	- 3.26
DURDANS	74.90	75.00	- .13	COMMERCIAL BANK[COMB.X0000] (+)	96.00	98.80	- 2.83
				COMMERCIAL BANK (+)	116.00	118.80	- 2.36

GICS Industry Group Wise Top 5 Losers for the week /

மேல்கூறிய பல்புல வியாபாரிகளின் பட்டியல் 05 (கூடுதலான பட்டியல்கள் இல்லை)

வாரத்தில் தரையடிப்படையில் முதல் 5 மதிப்பிழந்த பிணையங்கள்

BANKS

Company Name சமூகமே தம கம்பனி பெயர்	Current Close Price (Rs.) வந்தே சமூகமே தற்போதைய நிறைவு விலை	Previous Close Price (Rs.) பேர் சமூகமே (முன்னைய நிறைவு விலை)	Change (%) வேகம் % அசைவு %
SAMPATH (+)	237.00	242.70	- 2.35
HDFC (+)	27.00	27.60	- 2.17

DIVERSIFIED FINANCIALS

Company Name சமூகமே தம கம்பனி பெயர்	Current Close Price (Rs.) வந்தே சமூகமே தற்போதைய நிறைவு விலை	Previous Close Price (Rs.) பேர் சமூகமே (முன்னைய நிறைவு விலை)	Change (%) வேகம் % அசைவு %
S M B LEASING[SEMB.X0000] (+)	.20	.30	- 33.33
PRIME FINANCE	18.20	21.00	- 13.33
THE FINANCE CO.	2.00	2.20	- 9.09
SOFTLOGIC FIN	24.50	26.50	- 7.55
ASIA CAPITAL	6.50	7.00	- 7.14

INSURANCE

Company Name சமூகமே தம கம்பனி பெயர்	Current Close Price (Rs.) வந்தே சமூகமே தற்போதைய நிறைவு விலை	Previous Close Price (Rs.) பேர் சமூகமே (முன்னைய நிறைவு விலை)	Change (%) வேகம் % அசைவு %
AMANA TAKAFUL (+)	6.50	6.80	- 4.41
AMANA LIFE (+)	11.80	11.90	- .84
CEYLINCO INS.[CINS.X0000] (+)	953.20	960.00	- .71

TELECOMMUNICATION SERVICES

Company Name சமூகமே தம கம்பனி பெயர்	Current Close Price (Rs.) வந்தே சமூகமே தற்போதைய நிறைவு விலை	Previous Close Price (Rs.) பேர் சமூகமே (முன்னைய நிறைவு விலை)	Change (%) வேகம் % அசைவு %
DIALOG (+)	10.30	10.90	- 5.50
SLT (+)	21.30	21.40	- .47

UTILITIES

Company Name சமூகமே தம கம்பனி பெயர்	Current Close Price (Rs.) வந்தே சமூகமே தற்போதைய நிறைவு விலை	Previous Close Price (Rs.) பேர் சமூகமே (முன்னைய நிறைவு விலை)	Change (%) வேகம் % அசைவு %
VIDULLANKA	4.50	4.80	- 6.25

REAL ESTATE

Company Name சமூகமே தம கம்பனி பெயர்	Current Close Price (Rs.) வந்தே சமூகமே தற்போதைய நிறைவு விலை	Previous Close Price (Rs.) பேர் சமூகமே (முன்னைய நிறைவு விலை)	Change (%) வேகம் % அசைவு %
ON'ALLY	92.80	102.50	- 9.46
EAST WEST	13.10	14.00	- 6.43
CITY HOUSING	4.70	5.00	- 6.00
COLOMBO LAND (+)	15.00	15.90	- 5.66
MILLENNIUM HOUSE	8.50	8.80	- 3.41

Daily Movements Corporate Debt on 14-12-2018

நிசமீத டீலிங் ஃபாஸ்தீவ ஶாய ஃஸல்தைஃ
தீனசரீ தனீயார்துறைஃ கடன்களீன் அஸைவுகள்

Company Name	Code	Date	Coupon Rate	Tom (Rs.)	Spot (Rs.)	Coupon Frequency	Issued Date	Maturity Date	Next Int. Due Date	Quantity Issued	Par Value (Rs.)
ஃமாதை ஶை	ஃஸனீவய	டீதய	ஃலீதானீஃ ஃஶுஃதய	ஃஶுஃதய ஃஶுஃதய	ஃஶுஃதய ஃஶுஃதய	ஃலீதானீஃ ஃலீதானீஃ	ஃலீதானீஃ ஃலீதானீஃ	ஃலீதானீஃ ஃலீதானீஃ	ஃலீதானீஃ ஃலீதானீஃ	ஃலீதானீஃ ஃலீதானீஃ	ஃலீதானீஃ ஃலீதானீஃ
கம்பனீ ஃெயர்	ஃறீயீடு	தீகதீ	ஃட்டீ ஃீதம்	ஃறீயீடு ஃலகை	ஃறீயீடு ஃலகை	ஃட்டீ ஃீத தடவைகள்	ஃழங்கல் தீகதீ	ஃறீயீடு தீகதீ	ஃடுதீத ஃட்டீ ஃீலுவை	ஃழங்கஃஃட்ட அளவு	ஃறீயீடு ஃெறுஃதீ

BANKS

COMMERCIAL BANK	COMB/BD/08/03/21-C2341-10.75	27-07-2017	10.75	100	81.4	2	09/03/16	08/03/21	07/03/19	44303400	100
COMMERCIAL BANK	COMB/BD/08/03/26-C2342-11.25	10-08-2018	11.25	100	100	2	09/03/16	08/03/26	07/03/19	17490900	100
COMMERCIAL BANK	COMB/BD/27/10/26-C2359-12.25		12.25	100	100	2	28/10/16	27/10/26	26/04/19	19282000	100
COMMERCIAL BANK	COMB/BD/27/10/21-C2360-12	13-06-2018	12	100	102.6572	2	28/10/16	27/10/21	26/04/19	50718000	100
COMMERCIAL BANK	COMB/BD/22/07/23-C2404-12		12	100	100	2	23/07/18	22/07/23	22/01/19	83938400	100
COMMERCIAL BANK	COMB/BD/22/07/28-C2405-12.5		12.5	100	100	2	23/07/18	22/07/28	22/01/19	16061600	100
DFCC BANK PLC	DFCC/BD/18/03/19-C2345-10.625	30-08-2018	10.625	99.534	99.1795	1	18/03/16	18/03/19	16/03/19	53154500	100
DFCC BANK PLC	DFCC/BD/29/03/25-C2394-13		13	100	100	1	29/03/18	29/03/25	28/03/19	40865300	100
DFCC BANK PLC	DFCC/BD/29/03/23-C2393-12.6	09-04-2018	12.6	100.05	100	1	29/03/18	29/03/23	28/03/19	29134700	100
DFCC BANK PLC	DFCC/BD/09/11/21-C2366-12.15		12.15	100	100	1	09/11/16	09/11/21	07/11/19	9568600	100
DFCC BANK PLC	DFCC/BD/09/11/23-C2367-12.75	29-03-2017	12.75	100	100	1	09/11/16	09/11/23	07/11/19	60431400	100
HDFC	HDFC/BD/20/11/20-C2331-10.5		10.5	100	100	2	20/11/15	20/11/20	19/05/19	20129900	100
HDFC	HDFC/BD/20/11/25-C2330-12		12	100	100	1	20/11/15	20/11/25	19/11/19	14087700	100
HDFC	HDFC/BD/20/11/20-C2332		13.78	100	100	4	20/11/15	20/11/20	19/02/19	5782400	100
HNB	HNB/BC/31/03/2100E			20.900	20.90039	0	25/05/07	31/03/21		5143445	100
HNB	HNB/BD/01/11/21-C2362-11.75		11.75	100	100	1	01/11/16	01/11/21	30/10/19	20000000	100
HNB	HNB/BD/01/11/23-C2361-13	16-11-2018	13	100	100	1	01/11/16	01/11/23	30/10/19	40000000	100
HNB	HNB/BD/28/03/21-C2346-11.25	11-12-2018	11.25	89.4	100	1	28/03/16	28/03/21	27/03/19	70000000	100
HNB	HNB/BD/14/12/24-C2275-8.33		8.33	100	100	2	15/12/14	14/12/24	29/12/18	840400	100
HNB	HNB/BD/14/12/19-C2274-7.75	08-12-2017	7.75	100	85	2	15/12/14	14/12/19	29/12/18	27572400	100
HNB	HNB/BC/31/07/22B16.75		16.75	100	100	1	01/08/07	31/07/22	29/06/19	7000000	100
HNB	HNB/BC/31/03/2400F			14.676	14.67567	0	07/06/07	31/03/24		13628000	100
HNB	HNB/BC/04/09/21A11.5		11.5	100	100	2	05/09/11	04/09/21	29/12/18	20000000	100
HNB	HNB/BC/29/08/23A08	31-12-2014	8	70.131	82.2407	1	30/08/13	29/08/23	29/08/19	20000000	100
NAT. DEV. BANK	NDB/BC/19/12/18A13	28-09-2018	13	100	100	2	19/12/13	19/12/18	19/12/18	12427000	100
NAT. DEV. BANK	NDB/BD/24/06/20-C2308-0		0	63.814	63.8136	0	24/06/15	24/06/20		30000000	100
NAT. DEV. BANK	NDB/BC/19/12/25D14	08-01-2018	14	119.95	100.5	1	19/12/13	19/12/25	29/12/18	35904300	100
NAT. DEV. BANK	NDB/BC/19/12/23C13.9	26-05-2017	13.9	117.05	86	1	19/12/13	19/12/23	29/12/18	36379800	100
NAT. DEV. BANK	NDB/BC/19/12/18B13.4	18-01-2018	13.4	112.35	99.5312	1	19/12/13	19/12/18	19/12/18	15288900	100
NAT. DEV. BANK	NDB/BD/24/06/20-C2309-9.4	21-05-2018	9.4	101.64	87	1	24/06/15	24/06/20	29/12/18	70000000	100
NATIONS TRUST	NTB/BC/19/12/18A13	18-01-2018	13	108.81	99.2707	2	19/12/13	19/12/18	19/12/18	30000000	100
NATIONS TRUST	NTB/BD/08/11/21-C2363		11.25	100	100	2	08/11/16	08/11/21	05/05/19	24100	100
NATIONS TRUST	NTB/BD/20/04/23-C2402-12.65		12.65	100	100	2	20/04/18	20/04/23	18/04/19	22130000	100
NATIONS TRUST	NTB/BD/20/04/23-C2401-13		13	100	100	1	20/04/18	20/04/23	19/04/19	12870000	100
NATIONS TRUST	NTB/BD/08/11/21-C2365-12.65	28-11-2018	12.65	100	94.6	2	08/11/16	08/11/21	05/05/19	38858000	100
NATIONS	NTB/BD/08/11/21-	29-03-2017	12.8	100	100	1	08/11/16	08/11/21	05/11/19	11117900	100

Daily Movements Corporate Debt on 14-12-2018

நிசமீத டீலிங் ஃபாஸ்தீவ ஶாஃ ஃஸலி஢ைஃ
தினசரி தனியார்துறைஃ ஃடஃஃஃஃஃ அஃசவுஃ

Company Name	Code	Date	Coupon Rate	Tom (Rs.)	Spot (Rs.)	Coupon Frequency	Issued Date	Maturity Date	Next Int. Due Date	Quantity Issued	Par Value (Rs.)
ஃஸாஃதீ ஶஃ	ஃஸஃஃஃ	஢ீஃ	ஃலிஃஃஃ ஃஃஃஃஃ	ஃஃஃஃ ஃஃஃஃ	ஃஃஃஃ ஃஃஃஃ	ஃலிஃஃஃ ஃஃஃஃ	ஃஃஃ ஢ீஃ	ஃஃஃஃஃ	ஃஃஃ ஢ீஃ	ஃஃஃஃ ஃஃஃஃ	ஃஃஃஃஃஃஃ
ஃஃஃஃ ஃஃஃஃ	ஃஃஃஃஃ	ஃஃஃஃ	ஃஃஃஃ ஃஃஃஃ	ஃஃஃஃஃ ஃஃஃஃ	ஃஃஃஃஃஃ ஃஃஃஃ	ஃஃஃஃ ஃஃஃஃ	ஃஃஃஃஃஃ ஃஃஃஃ	ஃஃஃஃஃஃ	ஃஃஃஃஃ ஃஃஃஃ	ஃஃஃஃஃஃஃஃஃ	ஃஃஃஃஃஃஃஃ
HEALTH CARE EQUIPMENT & SE											
NAWALOKA	NHL/BC/30/09/21D		14.35	100	100	4	30/09/13	30/09/21	28/12/18	1645500	100
NAWALOKA	NHL/BC/30/09/19B	16-11-2015	14.15	100	111.8039	4	30/09/13	30/09/19	28/12/18	2696000	100
NAWALOKA	NHL/BC/30/09/23F		14.45	100	100	4	30/09/13	30/09/23	28/12/18	110600	100
NAWALOKA	NHL/BC/30/09/22E		14.4	100	100	4	30/09/13	30/09/22	28/12/18	120000	100
RETAILING											
SINGER SRI LANKA	SINS/BD/15/03/19-C2343		10.1	100	100	2	15/03/16	15/03/19	14/03/19	15394400	100
SINGER SRI LANKA	SINS/BD/28/09/21-C2412-12		12	100	100	2	28/09/18	28/09/21	28/03/19	6568000	100
SINGER SRI LANKA	SINS/BD/15/03/19-C2344-10.5		10.5	100	100	2	15/03/16	15/03/19	14/03/19	4605600	100
TELECOMMUNICATION SERVICE											
SLT	SLTL/BD/19/04/28-C2403-12.75		12.75	100	100	2	19/04/18	19/04/28	17/04/19	49240000	100
SLT	SLTL/BD/19/04/28-C2400-12.75		12.75	100	100	1	19/04/18	19/04/28	18/04/19	20760000	100

DEFINITIONS AND NOTES / திர்வென ஹாஸ்டன்ஸ் / வரைவிலக்கணம் மற்றும் குறிப்புகள்					
V.W.A. Volume Weighted Average	பு. வ. சா புரொகேய மெ றெ நெடி சாமாநை	எ.நி.ச எண்ணிக்கை நிறையளிக்கப்பட்ட சராசரி	XD Excluding dividend	லாஹெ ஹெ	பங்கிலாபம் தவிரந்த
XC Excluding scrip issue	கோடெகெ நிகுநுவி ஹெ	முதலாக்கல் தவிரந்த	XR Excluding rights	நிலை ஹெ	உரிமைப்பங்கு தவிரந்த
DPS Dividends Per Share	கோடெகெ லாஹெ	பங்கொன்றிற்கான பங்கிலாபம்	EPS Earnings Per Share	கோடெகெ ஓபெடி	பங்கொன்றிற்கான உழைப்பு
BV Book Value	பொன் லெவெகெ	விலை - புத்தக பெறுமதி	PP Partly Paid	கோடெகெ ளெவெ லெ	பகுதிவாரியாக செலுத்தப்பட்டது
RM Remarks	ஹென்	குறிப்புகள்	DY Dividend Yield	லாஹெ லெஹெ	பங்கிலாப விலைவு
PER Price Earnings Ratio	மீல ஓபெடி ஹெபாநை	விலை உழைப்பு விகிதம்	PBV Price to Book Value	பொன் லெவெகெ மீல	விலை - புத்தக பெறுமதி
TF Tax Free	ஹெலெலெ நெஹெ	வாரி விலக்கழிக்கப்பட்டது	Prem Premium	ஹெமீல	தவணைக்கட்டணம்
RCAPF Redeemable Cumulative Class 'A' Preference Stock	நெஹெ கெரெநெ ஹெ ஹெலெலெ பெ-நெயெ லெரெகெ நெஹெ	உயர்தர தெரிவை கெண்ட மீட்பு தெரிவுடைய மெத்த பங்குகள்	W Warrants	ஹெபெ	பங்குஆணைப்பத்திரம்
X Non-Voting Shares	நெஹெகெ கெஹெ	வாக்குரிமைபற்ற பங்குகள்	RSD Redeemable Secured Debentures	நெஹெ கெரெநெ ஹெ கெஹெ	மீட்கத்தகு பாதுகாப்பான தொகுதிக்கடன்கள்
URD Unsecured Redeemable Debentures	ஹெகெ கெஹெ	பாதுகாப்பற்ற மீட்கத்தகு தொகுதிக்கடன்கள்	USRD Unsecured Subordinated Redeemable Debentures	ஹெகெ ஹெ கெஹெ கெஹெ கெஹெ	பாதுகாப்பற்ற கீழ்நிலை மீட்கத்தகு தொகுதிக்கடன்கள்
GRD Guaranteed Redeemable Debentures	ஹெகெ நெஹெ கெஹெ	உத்தரவாதமளிக்கப்பட்ட தொகுதிக்கடன்கள்	CGRD Capital Guaranteed Redeemable Debentures	புரெடெயெ ஹெநெ கெரெநெ ஹெ கெஹெ கெஹெ	முலதனம் உத்தரவாதமளிக்கப்பட்ட தொகுதிக்கடன்கள்
RCCPS Redeemable Cumulative Convertible Preference Shares	நெஹெ கெரெநெ ஹெ ஹெலெலெ பெலெரெநெயெ கெ ஹெ லெரெகெ நெஹெ	மீட்கத்தகு ஒன்றுதிரட்டிய மாற்றத்தகு முதன்மை பங்குகள்	DS Dealings Suspended	ஹெஹெ ஹெ ஹெ	கொடுக்கல் வாங்கல்கள் இடைநிறுத்தப்பட்டுள்ளன
TS Trading Suspended	ஹெஹெ ஹெ ஹெ	வியாபாரம் - இடைநிறுத்தப்பட்டுள்ளது	TH Trading Halted	ஹெஹெ ஹெ ஹெ	வியாபாரம் நிறுத்தப்பட்டுள்ளது
ANNA Annual Report	ஹெஹெ ஹெ	ஹெஹெ ஹெ	MAIN BOARD	ஹெ ஹெ	ஹெஹெ ஹெ
DIRI SAVI BOARD	ஹெஹெ ஹெ	ஹெஹெ ஹெ	DEFAULT BOARD	ஹெ ஹெ	ஹெஹெ ஹெ
BANKS FINANCE AND INSURANCE	ஹெஹெ ஹெ	ஹெஹெ ஹெ	BEVERAGE FOOD AND TOBACCO	ஹெ ஹெ	ஹெஹெ ஹெ
CHEMICALS AND PHARMACEUTICALS	ஹெஹெ ஹெ	ஹெஹெ ஹெ	CLOSED END FUNDS	ஹெ ஹெ	ஹெஹெ ஹெ
CONSTRUCTION AND ENGINEERING	ஹெஹெ ஹெ	ஹெஹெ ஹெ	DIVERSIFIED HOLDINGS	ஹெ ஹெ	ஹெஹெ ஹெ
FOOTWEAR AND TEXTILES	ஹெஹெ ஹெ	ஹெஹெ ஹெ	HEALTH CARE	ஹெ ஹெ	ஹெஹெ ஹெ
HOTELS AND TRAVELS	ஹெஹெ ஹெ	ஹெஹெ ஹெ	INFORMATION TECHNOLOGY	ஹெ ஹெ	ஹெஹெ ஹெ
INVESTMENT TRUSTS	ஹெஹெ ஹெ	ஹெஹெ ஹெ	LAND AND PROPERTY	ஹெ ஹெ	ஹெஹெ ஹெ
MANUFACTURING	ஹெஹெ ஹெ	ஹெஹெ ஹெ	MOTORS	ஹெ ஹெ	ஹெஹெ ஹெ
OIL PALMS	ஹெஹெ ஹெ	ஹெஹெ ஹெ	PLANTATIONS	ஹெ ஹெ	ஹெஹெ ஹெ
POWER AND ENERGY	ஹெஹெ ஹெ	ஹெஹெ ஹெ	SERVICES	ஹெ ஹெ	ஹெஹெ ஹெ
STORES AND SUPPLIES	ஹெஹெ ஹெ	ஹெஹெ ஹெ	TELECOMMUNICATIONS	ஹெ ஹெ	ஹெஹெ ஹெ
TRADING	ஹெஹெ ஹெ	ஹெஹெ ஹெ	(+) - December Companies	ஹெ ஹெ	ஹெஹெ ஹெ

DEFINITIONS AND NOTES / නිර්වචන හා සටහන් / வரைவிலக்கணம் மற்றும் குறிப்புகள்

<p>Members & Trading Members: Eligible to trade securities through Automated Trading System (ATS) and Debt Trading System (DEX), and have participant status into the Central Depository System (CDS).</p>	<p>සාමාජිකයින් හා ගනුදෙනුකරන සාමාජිකයින් : ස්වයංක්‍රීය ගනුදෙනු පද්ධතිය හා ණය ගනුදෙනු පද්ධතිය ඔස්සේ සුරැකුම්පත් ගනුදෙනු කිරීමට හැකියාව ඇති මධ්‍යම තැන්පතු ක්‍රමය සාමාජික තත්වයට හිමිකම් කියන සාමාජිකයින්.</p>	<p>அங்கத்துவர்கள் மற்றும் வியாபார அங்கத்துவர்கள் : தன்னியக்க வியாபார முறைமை மற்றும் கடன் பிணையங்கள் வியாபார முறைமைகளில் வியாபாரம் செய்யக் கூடிய அதிகாரத்தினைக் கொண்டிருப்பதுடன், மத்திய வைப்புத்திட்டத்தில் பங்குபற்றல் அனுமதியையும் கொண்ட பங்குத்தரகர் அமைப்புக்கள</p>
<p>Entitlement Date: Shareholder is not entitled to this dividend/rights/bonus issue beyond this date.</p>	<p>නම් කරන ලද දිනය : මෙම දිනයෙන් ඔබට කොටස් හිමියන්ට මෙම ලාභාංශ/හිමිකම්/පාරිතෝෂික සඳහා හිමිකම් කිව නොහැක.</p>	<p>உரித்தாக்கல் திகதி: இத்திகதிக்கு அப்பால் வழங்கப்படும் பங்கிலாபம்/முதலாக்கல் செயலொழுங்கு/உரிமைவழங்கல் போன்றவற்றுக்கு உரிமைகள் இல்லை</p>
<p>All Share Price Index = Price movement of all listed securities. (Base year - 1985).</p>	<p>සියලු කොටස් මිල දර්ශකය - සියලු ලැයිස්තුගත ඡන්ද බලය හිමි සාමාන්‍ය කොටස් සඳහා මිල සංවලනය. (පදනම් වන වසර - 1985)</p>	<p>அனைத்து பங்கு விலைச் சுட்டி பட்டியல் படுத்தப்பட்ட அனைத்து பங்குகளினதும் விலையசைவுகளின் சராசரி (அடியாண்டு - 1985)</p>
<p>S&P Sri Lanka 20 Index = Price movement of a basket of 20 Securities (Based- 17th December 2004)</p>	<p>S&P ශ්‍රී ලංකා 20 මිල දර්ශකය - සුරැකුම්පත් 20 ක සමූහයක් සඳහා මිල සංවලනය (පදනම - 2004 දෙසැම්බර් 17)</p>	<p>S&P ஸ்ரீலங்கா 20 விலைச்சுட்டி - தெரிவு செய்யப்பட்ட 20 பங்குகளின் விலையசைவுகளின் சராசரி (டிசம்பர் 17, 2004க்கு அமைவாக)</p>

DISCLAIMER

This publication is intended to assist investors and others and reasonable care is taken to ensure that the information contained is current and accurate. Although the information contained in this publication has been compiled with great care, the CSE does not accept any liability for any errors, omissions or other inaccuracies or the consequences thereof and nothing in this publication may be construed as creating any right or obligation.

ව්‍යවහාර වගකීම

ආයෝජකයින් හා අනෙකුත් අය හට කොටස් වෙළෙඳපොළ පිළිබඳව අවබෝධය ලබාදීමට අපේක්ෂිත මෙම ප්‍රකාශනයෙහි සඳහන් සියලු කරුණු හා තොරතුරුවල තක්කාලීන බව හා නිරවද්‍ය බව තහවුරු කිරීම සඳහා ඉතා සැලකිල්ලෙන් සම්පාදනය කෙරී ඇත. එය එසේ වුවද මෙහි සඳහන් කරුණක් අරභයා ඇති වරදක් අඩුපාඩුවක් හෝ ප්‍රමාද දෝෂයක් හෝ ඒ නිසා ඇති විය හැකි ප්‍රතිඵල පිළිබඳව වගකීම බාර ගැනීමට කොළඹ ව්‍යාපාර වස්තු හුවමාරුව බැඳී නොසිටින අතර මෙහි සඳහන් කිසිදු කරුණක් අයිතියක් හෝ බැඳීමක් ලෙස සැලකිය නොහැකි වේ.

உரிமைத்தரப்பு

இந்த வெளியீடானது, முதலீட்டாளர்களுக்கும், ஏனையவர்களுக்கும் உதவியளிக்கும் வகையில், உள்ளடக்கப்படும் அனைத்து விடயங்களும், மிகப்பிந்திய மற்றும் துல்லியமான விபரங்களை உள்ளடக்கியதாக வெளிவருகிறது. இந்த ஆவணம், அதிக கவனத்துடன் தயாரிக்கப்படுகின்ற போதிலும், ஏற்படும் எந்த தவறுகள், விடுபடுதல்கள் அல்லது இதர மாற்றங்கள் அல்லது அவற்றின் மூலம் ஏற்படும் விளைவுகளுக்கு கொடும்பு பங்குப்பரிவர்த்தனை பொறுப்பேற்க மாட்டாது. இந்த பிரசுரத்தில் வெளியிடப்படும் எந்தவிடயமும் உரிமையானதாகவோ, கடப்பாடாக கொள்ளப்படக்கூடாது.

<p>Level 04, West Block, World Trade Centre, Echelon Square, Colombo 01, Sri Lanka. Tel: 2356456, 2446581, Fax: 2445279 E Mail: info@cse.lk, Website: www.cse.lk</p>	<p>04-01 බටහිර කොටස ලෝක වෙළෙඳ මධ්‍යස්ථානය එච්ලන් වතුරුය කොළඹ 01 ශ්‍රී ලංකාව දුරකථන: 2356456, 2446581 ෆැක්ස්: 2445279 ඊමේල්: info@cse.lk, වෙබ් අඩවිය: www.cse.lk</p>	<p>04 ஆம் மாடி, மேற்கு தொகுதி, உலக வர்த்தக மையம், எச்சிலன் சதுக்கம், கொழும்பு 01. ஸ்ரீலங்கா. தொ. 2356456, 2446581. பெக்ஸ்: 2445279 ஈமெயில்: info@cse.lk. இணையத்தளம்: www.cse.lk.</p>
--	--	---

BRANCHES / (அ) / கிளைகள்

<p>MATARA BRANCH 1st Floor, E.H. Cooray Tower, No.24, Anagarika Dharmapala Mawatha, Matara. Tel: 041-2220094, 95 Fax: 041-4390546</p>	<p>මාතර ශාඛාව 01 වන මහල, ඊ එච් කූරේ කුමාර නො. 24, අනාරික ධර්මපාල මාවත, මාතර. දුරකථන : 041- 2220094, 95 ෆැක්ස් : 041 - 4390546</p>	<p>மாத்தறைக் கிளை 1 ஆம் மாடி, நா.ர் குரே கோபுரம், இல. 24, அனகாரிக தர்மபால மாவத்தை, மாத்தறை. தொலைபேசி: 041-2220094, 95 தொலைநகல்: 041-4390546</p>
<p>KANDY BRANCH "Ceybank House", 88 Dalada Veediya, Kandy. Tel: 081-4474407, 09 Fax: 081-4474475</p>	<p>මහුවේ ශාඛාව සී වෑනක් හවුස්, 88, දළදා වීදිය, මහුවේ දුරකථන : 081 = 4474407, 09 ෆැක්ස් : 081 = 4474475</p>	<p>கண்டி கிளை: சீபாங்க் இல்லம், 88, தலதா வீதி, கண்டி. தொ. 081-4474407, 09 பெக்ஸ்: 081-4474475.</p>
<p>KURUNEGALA BRANCH 1st Floor, Union Assurance Building, 6, Rajapihilla Mawatha, Kurunegala. Tel: 037-4691802, 04 Fax: 037-4691803</p>	<p>කුරුණෑගල ශාඛාව පළමු මහල, යුනියන් ඇෂුරන්ස් හෙඩ්කාර්ටර්ස්, 6, රජපිහිල්ල මාවත, කුරුණෑගල දුරකථන : 037 = 4691802, 04 ෆැක්ස් : 037 = 4691803</p>	<p>குருநாகல் கிளை: முதலாம் மாடி, யூனியன் அசூரன்ஸ் கட்டிடம், 6, ராஜபிஹில் வீதி, குருநாகல். தொ. 037- தொ. 037-4691802, 04. பெக்ஸ்: 037-4691803.</p>
<p>NEGOMBO BRANCH 72A, 2/1, Old Chilaw Road, Negombo Tel: 031-2227859, 61 Fax: 031-2227860</p>	<p>නිගමුව ශාඛාව 72එ, 2/1, පරණ හලාවත පාර, නිගමුව දුරකථන : 031 = 2227859, 61 ෆැක්ස් : 031 = 2227860</p>	<p>நீர்கொழும்பு கிளை: 72 A 2/1, பழைய சிலாபம் வீதி, நீர்கொழும்பு. தொ. 031-2227859, 61. பெக்ஸ்: 031-2227860.</p>
<p>JAFFNA BRANCH No. 147-2/3, KKS Road, Jaffna. Tel: 021-2221455, 5672444 Fax: 021-2221466</p>	<p>කපුතල ශාඛාව අංක 147-2/3, කේ කේ එස් පාර, කපුතල දුරකථන : 021 = 2221455, 5672444 ෆැක්ස් : 021 = 2221466</p>	<p>யாழ்ப்பாண கிளை: இல. 147-2/3, KKS வீதி, யாழ்ப்பாணம். தொ. 021-2221455, 5672444 பெக்ஸ்: 021-2221466.</p>
<p>ANURADHAPURA BRANCH 2nd Floor, 488/8/2, Town Hall Place, Maithripala Senanayake Mw, Anuradhapura. Tel: 025-2235244 Fax: 025 2235233</p>	<p>අනුරාධපුර ශාඛාව දෙවන මහල, 488/8/2, නගර ශාලා පෙදෙස, මෙහිමාව සේනානායක මාවත, අනුරාධපුර දුරකථන : 025-2235244 ෆැක්ස් : 025-2235233</p>	<p>அநுராதபுர கிளை 2 ஆம் மாடி, 488/8/2, நகர மண்டப பிரதேசம், மைத்திரிபால சேனாநாயக்க மாவத்தை, அநுராதபுரம். தொலைபேசி: 025-2235244 பெக்ஸ்: 025-2235233</p>
<p>AMBALANTOTA BRANCH 52, Hambantota Road, Ambalantota. Tel: 047-2225462 / 047-2225464 Fax: 047-2225463</p>	<p>අම්බලන්තොට ශාඛාව අංක 52 හම්බන්තොට පාර අම්බලන්තොට දුරකථන - 047-2225462 047-2225463 ෆැක්ස් - 047-2225464</p>	<p>அம்பலாந்தோட்டை கிளை 52, ஹம்பாந்தோட்டை வீதி. அம்பலாந்தோட்டை தொ:பே.047-2225462;.0472225463 தொநகல்.047-2225464</p>
<p>RATNAPURA BRANCH First Floor, No.131, Colombo Road Ratnapura. Tel: 045-2232388, 99 Fax : 045-2232388</p>	<p>රත්නපුර ශාඛාව පළමුවන මහල, 131, කොළඹ පාර, රත්නපුර දුරකථන : 045-2232388, 99 ෆැක්ස් : 045-2232388</p>	<p>இரத்தினபுரி கிளை முதலாம் மாடி, இல. 131, கொழும்பு வீதி, இரத்தினபுரி. தொலைபேசி:045 2232388, 99 பெக்ஸ்:045 2232388</p>