

EQUITY MARKET / කොටස් වෙළෙඳපොළ / பங்குச்சந்தை
PRICE INDICES

	This Week	Prv. Week
මිල දර්ශකයන්	මෙම සතිය තුළ	පසුගිය සතිය තුළ
විශාලස් සඳහා	இந்த வாரம்	கடந்த வாரம்
All Share Index	6,061.94	5,996.28
සියලු කොටස් මිල දර්ශකය		
அனைத்து பங்கு விலைச்சட்டி		
S&P SL 20 Index	3438.88	3416.68
S&P 20 இல 20 மிල දර්ශකය		
S&P 20 இல 20 விலைச்சட்டி		

EQUITY DETAILS

	This Week	Prv. Week
කොටස් පිලිබඳ දත්ත	මෙම සතිය තුළ	පසුගිය සතිය තුළ
உரிமைப்பங்கு விபரங்கள்	இந்த வாரம்	கடந்த வாரம்

VALUE OF TURNOVER (Rs.)

පිරිවැටුමේ වටිනාකම	6,064,335,618	4,306,740,143
புரள்வின் பெறுமதி		
Domestic Purchases	1,616,433,592	1,515,923,248
දේශීය මිලදී ගැනීම්		
உள்நாட்டு கொள்வனவுகள்		
Domestic Sales	3,437,719,488	2,832,681,637
දේශීය විකිණීම්		
உள்நாட்டு விற்பனைகள்		
Foreign Purchases	4,447,902,026	2,790,816,895
විදේශීය මිලදී ගැනීම්		
வெளிநாட்டு கொள்வனவுகள்		
Foreign Sales	2,626,616,130	1,474,058,506
විදේශීය විකිණීම්		
வெளிநாட்டு விற்பனைகள்		

VOLUME OF TURNOVER (No.)

පිරිවැටුමේ ප්‍රමාණය	222,399,866	110,610,131
புரள்வின் அளவு		
Domestic	170,547,841	73,687,354
දේශීය		
உள்நாட்டு		
Foreign	51,852,025	36,922,777
විදේශීය		
வெளிநாட்டு		

TRADES (No.)

ගනුදෙනු සංඛ්‍යාව	15,952	13,876
வியாபாரம்		
Domestic	15,313	12,886
දේශීය		
உள்நாட்டு		
Foreign	639	990
විදේශීය		
வெளிநாட்டு		

Listed Companies (No.)

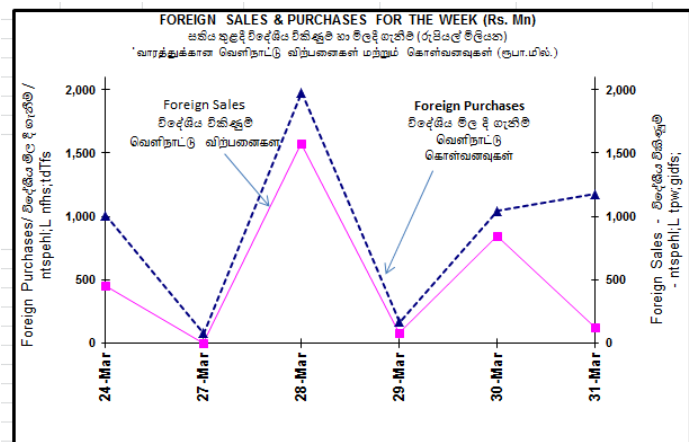
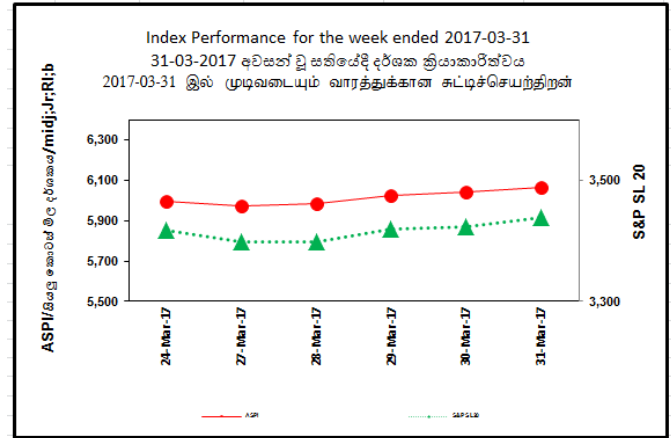
ලැයිස්තුවන සමාගම් සංඛ්‍යාව	295	295
பட்டியல் படுத்தப்பட்ட கம்பனிகள்		

Traded Companies (No.)

ගනුදෙනු කළ සමාගම් සංඛ්‍යාව	267	263
வியாபாரம் நிறைவுற்ற கம்பனிகள்		

Market Days

වෙළෙඳපොළ දින	5	5
சந்தை நாட்கள்		



EQUITY DETAILS

கொடுக்கப் பட்டிருக்கின்ற
உரிமைப்பங்கு விபரங்கள்

This Week
மேல சந்திரன்
இந்த வாரம்

Prv. Week
பின்ன சந்திரன்
கடந்த வாரம்

TOTAL TURNOVER (Rs.) / மொத்தப் புரள்வு

This Week
மேல சந்திரன்
இந்த வாரம்

Prv. Week
பின்ன சந்திரன்
கடந்த வாரம்

PER மேல சந்திரன் அனுபவம் விவர உட்கட்டி விகிதம்	11.87	11.74
PBV மேல சந்திரன் அனுபவம் விவர புத்தகப் பெறுமதி விகிதம்	1.35	1.34
DY மேல சந்திரன் அனுபவம் பங்குலாப விவரம்	2.98	3.02
Market Capitalization (Rs.) மேல சந்திரன் அனுபவம் சந்திரன் முத்தலாக்கம்	2,662,860,329,230	2,633,353,222,207

Equity கொடுக்கப் பட்டிருக்கின்ற	6,064,335,618	4,306,740,143
Closed End Funds மேல சந்திரன் அனுபவம்	60,228	31,026
Corporate Debt கொடுக்கப் பட்டிருக்கின்ற	176,779,464	165,147,585
Government Debt கொடுக்கப் பட்டிருக்கின்ற	0	0

CLOSED END FUND DETAILS / மேல சந்திரன் அனுபவம் /
மேல சந்திரன் அனுபவம்

Volume of Turnover (No.) மேல சந்திரன் அனுபவம்	8,119	369
Trades (No.) மேல சந்திரன் அனுபவம்	4	3
Funds Traded (No.) மேல சந்திரன் அனுபவம்	2	1

TOP 5 GAINERS / மேல சந்திரன் அனுபவம் /
மேல சந்திரன் அனுபவம்

Company	VWA Week Close (Rs.)	VWA Prv. Week Close (Rs.)	Change (Rs.)	Change %	High (Rs.)	Low (Rs.)	No of Shares	Turnover (Rs.)	No of Trades
கம்பனி	ரூ. ப. சா. சந்திரன் அனுபவம்	ரூ. ப. சா. சந்திரன் அனுபவம்	அசைவு	அசைவு %	உயர்வு	குறைவு	பங்குகள்	புரள்வு	விவரம்
BROWNS CAPITAL	1.50	.90	0.60	66.67	1.80	.90	57,724,350	87,815,203.20	994
HAPUGASTENNE	21.90	16.60	5.30	31.93	22.50	20.70	1,255	27,083.70	11
KELSEY	50.00	38.30	11.70	30.55	50.00	40.00	17,144	829,860.80	50
PEOPLE'S MERCH	13.90	10.70	3.20	29.91	14.00	10.40	48,816	652,125.10	38
BIMPUTH FINANCE	59.30	47.00	12.30	26.17	59.90	44.00	3,264,666	179,695,275.80	142

TOP 5 LOSERS / மேல சந்திரன் அனுபவம் /
மேல சந்திரன் அனுபவம்

Company	VWA Week Close (Rs.)	VWA Prv. Week Close (Rs.)	Change (Rs.)	Change %	High (Rs.)	Low (Rs.)	No of Shares	Turnover (Rs.)	No of Trades
கம்பனி	ரூ. ப. சா. சந்திரன் அனுபவம்	ரூ. ப. சா. சந்திரன் அனுபவம்	அசைவு	அசைவு %	உயர்வு	குறைவு	பங்குகள்	புரள்வு	விவரம்
S M B LEASING [X]	.20	.30	(0.10)	(33.33)	.30	.20	1,403,247	413,860.30	49
PC PHARMA	.30	.40	(0.10)	(25.00)	.40	.20	6,502,398	1,737,879.80	209
SWARNAMAHAL FIN	.70	.80	(0.10)	(12.50)	.90	.60	458,093	350,987.40	75
KEGALLE	52.00	58.90	(6.90)	(11.71)	55.90	52.00	4,120	218,545.00	25
KOTMALE HOLDINGS	90.40	101.00	(10.60)	(10.50)	102.50	90.20	297	27,075.40	12

INDICES COMPARISON FOR THE YEAR / மேல சந்திரன் அனுபவம் /
மேல சந்திரன் அனுபவம்

	Today	Year Open	Year Highest	Year Lowest	Year Change %
ASI	6,061.94	6,228.26	6,217.72	5,974.94	(2.67)
S&P SL 20	3,438.88	3,496.44	3,553.11	3,398.17	-1.65

RIGHTS ISSUES / கிளைக்கல் / உரிமை வழங்கல்

COMPANY சமாளி கம்பனி	PROPORTION பொறுப்புகள் விகிதாசாரம்	EGM / PROV. ALLOTMENT விசேஷ மலா சமாளி உத்தரவு/கொடுக்க பெறும் விசேஷ பொறுப்புகள்	XR DATE நாள் திகதி	DESPATCH OF PROV. LETTER OF ALLOT. கொடுக்க பெறும் நாள் திகதி ஒதுக்கலுக்கான கடிதம் அனுப்பதல்	TRADING OF RIGHTS COMMENCES ON கிளைக்கல் முடிவாகும் நாள் திகதி பங்குஉரிமைகள் வாங்குதல் ஆரம்பத்திகதி	RENUNCIATION பிரதிவாக்கம் பொறுப்புகள்	LAST DATE OF ACCEPTANCE & PAYMENT பிழைக்கல் & செலுத்தல் நாள் திகதி கொடுப்பனவு முற்றும் அனுமதிக்கப்படு தல் இறுதித்திகதி
Abans Finance PLC	01 for 05	05 th April 2017	06 th April 2017	17 th April 2017	21 st April 2017	28 th April 2017	02 nd May 2017
(Issue Price Rs. 25/=, To expand the lending/investment activities of the company and to upgrade the company into a well-capitalized status to meet any possible increases in the minimum capital requirements applicable for finance companies.)							
Brac Lanka Finance PLC	05 for 04	07 th April 2017	11 th April 2017	11 th April 2017	19 th April 2017	26 th April 2017	27 th April 2017
(Issue Price Rs. 10/=, To ensure compliance by the company with minimum capital requirement as required by the Finance Companies Direction No.02 of 2006 (Risk Weighted Capital Adequacy Ratio))							
Senkadagala Finance PLC	01 for 09	30 th Mar 2017	31 st Mar 2017	03 rd April 2017	07 th April 2017	19 th April 2017	20 th April 2017
Issue Price Rs. 80/=, To maintain the capital adequacy requirements in terms of the finance companies.(Risk weighted capital adequacy ratio) Direction no 02 of 2006.)							
Browns Beach Hotel PLC	05 for 12	24 th April 2017	25 th April 2017	02 nd May 2017	08 th May 2017	17 th May 2017	18 th May 2017
(Issue Price Rs. 25.85/=, To raise approximately Rs. 1,395,900,000 as equity capital to reduce the existing Dept Levels of the Company & to finance the escalation of Project/Construction Costs of the Star Class Hotel in Negombo.)							
Kalamazoo Systems PLC	60 for 01	Dates to be Notified					
Issue Price Rs. 520 /= The Proceeds will be Utilized to make an Equity Investment in Renuka Developments Limited, to Finance working Capital & future investments.							
City Housing & Real Estate Company PLC	01 for 02	Dates to be Notified					
(Issue Price: Rs. 7.00/- . Working capital requirement)							
Pelwatte Sugar Industries PLC	01 for 04	* The company informed that the Rights Issue would be delayed until the outcome of the proposed Act with regard to the acquisition of its land by the State is known.					
Issue Price: Rs 18.00. To raise capital considering that the net assets of the company is less than half of its stated capital.)							
Raigam Wayamba Salterns PLC	01 for 01	Dates to be Notified					
(Issue Price Rs. 1.90 /- To Finance the Acquisition of a Related Party.)							
Kotagala Plantations PLC	02 for 01	Dates to be Notified					
(Issue Price Rs. 10/- to settle Outstanding statutory liabilities, to meet working Capital requirements.)							
Swadeshi Industrial Works PLC	01 for 07	Dates to be Notified					
(Issue Price Rs. 8000/= Used for the purpose of reducing the interest bearing loans and Borrowings of the company)							
Adam Capital PLC	02 for 01	Dates to be Notified					
(Issue Price Rs. 1.50 the company seeks to utilize the proceeds of the said issue as investment into its subsidiaries in order of priority, to enhance the working capital of such subsidiaries.)							
Adam Investments PLC	01 for 01	Dates to be Notified					
(Issue Price Rs. 1.00 the company seeks to utilize the proceeds of the said issue as an investment into Adam Capital PLC, Adam Apparel (Pvt) Ltd, Network communications (Pvt) Ltd, in order of priority, to enhance the working capital of such companies, after deduction of expenses pertationg to issue.)							
Commercial Bank of Ceylon PLC	01 for 10	Dates to be Notified					
Issue price - Rs. 113.60 (Voting) Rs. 90.80 (Non-Voting) to increase the tier 1 capital of the bank in order to accommodate and facilitate future business growth of the bank.							

RIGHTS ISSUES ARE SUBJECT TO SHAREHOLDER APPROVAL AT A GENERAL MEETING / கிளைக்கல் / உரிமை வழங்கல் / பொதுக் கூட்டத்தில் பங்குதாரர்களின் அனுமதிக்கு அ

RIGHTS ISSUES / හිමිකම් නිකුතුව / உரிமை வழங்கல்

COMPANY සමාගම කம்பනි	PROPORTION සමානුපාත ය විකිතාසාර ය	EGM / PROV. ALLOTMENT විශේෂ මහා සභා රැස්වීම/කො ට්ස් බෙදා දීම විශේෂ පොதுකොට් සභා	XR DATE දිනය නිකුතුව නිකුතුව	DESPATCH OF PROV. LETTER OF ALLOTMENT කොටස් ලබාදීමේ ලිපිය නිකුත් කිරීම ඉතුරුකලාපය කලාපය අනුප්පාදන	TRADING OF RIGHTS COMMENCES ON හිමිකම් නිකුතුව ගනුදෙනුවීම ආරම්භ වන දිනය පාලන මාරුකරණ වාර්ෂික ප්‍රවර්ධන	RENUNCIATION ප්‍රතික්ෂේපය ප්‍රකාශනය	LAST DATE OF ACCEPTANCE & PAYMENT පිළිගැනීම සහ ගෙවීම සඳහා අවසන් දිනය කොටුපත මාරුකරණ අනුප්පාදන අනුප්පාදන
Lankem Developments PLC	01 for 01				Dates to be Notified		
Issue Price Rs. 2.50 to Invest in the Company's Subsidiary Agarapatana Plantations LTD							


DIVIDEND ANNOUNCEMENTS / ලාභංශ නිවේදන / பங்குலாப அறிவிக்கைகள்

COMPANY සමාගම කம்பනි	DIVIDEND PER SHARE (RS.) කොටසකට ලාභංශ (රු.) පාලන මාරුකරණ පාලන මාරුකරණ (රුපා)	FINAL/INTERIM අවසාන/අන්තර්මාදාන දිනය / මාරුකරණ දිනය	SHAREHOLDER'S MEETING කොටස් හිමියන්ගේ රැස්වීම පාලන මාරුකරණ කොටස	XD DATE දිනය නිකුතුව	DATE OF PAYMENT ගෙවීම සිදුකරන දිනය කොටුපත මාරුකරණ දිනය
Janashakthi Insurance PLC	1.00	Interim	Not Applicable	22-03-2017	31-03-2017
Diesel & Motor Engineering PLC	24.00	Interim	Not Applicable	22-03-2017	31-03-2017
Hayleys Fibre PLC	1.50 (0.64 Liable to 10% dividend tax 0.86 per share not Liable to dividend tax)	Interim	Not Applicable	22-03-2017	31-03-2017
Amaya Leisure PLC	2.00 (Not Liable to 10% dividend tax)	Interim	Not Applicable	22-03-2017	31-03-2017
Talawakelle Tea Estates PLC	1.00 (0.63 per share -Liable 10% tax 0.37 per share not liable to tax)	Interim	Not Applicable	22-03-2017	31-03-2017
Asian Hotels & Properties PLC	Rs. 2.00	Interim	Not Applicable	22-03-2017	31-03-2017
Chemane PLC	Rs. 2.00	Interim	Not Applicable	23-03-2017	31-03-2017
Alliance Finance Company PLC	Rs. 3.70	Interim	Not Applicable	23-03-2017	03-04-2017
Equity Two PLC	Rs. 1.40 (Subject to 10% tax)	First Interim	Not Applicable	24-03-2017	03-04-2017
United Motors Lanka PLC	2.50 (Less WHT)	Second Interim	Not Applicable	28-03-2017	31-03-2017
AIA Insurance PLC	2.00	Final	27-03-2017	28-03-2017	31-03-2017
HNB Assurance PLC	5.00	Final	29-03-2017	30-03-2017	07-04-2017
Senkadagala Finance PLC	0.60	Third Interim	Not Applicable	30-03-2017	07-04-2017
Sigiriya Village Hotels PLC	4.00	Interim	Not Applicable	31-03-2017	31-03-2017
AMW Capital Leasing & Finance PLC	1.65	Final	Not Applicable	31-03-2017	31-03-2017
Hatton National Bank PLC	3.50 (Voting & Non- Voting)	Final	30-03-2017	31-03-2017	11-04-2017
Ceylon Investment PLC	1.75 (Not subject to 10% tax)	First Interim	Not Applicable	31-03-2017	11-04-2017
Seylan Bank PLC	1.00 (Voting & Non- Voting)	First & Final	31-03-2017	03-04-2017	12-04-2017
Sampath Bank PLC	4.75	Second & Final	31-03-2017	03-04-2017	12-04-2017
Seylan Development PLC	0.75	First & Final	31-03-2017	03-04-2017	12-04-2017
Asiri Hospital Holdings PLC	0.50 (Tax Free)	Interim	Not Applicable	06-04-2017	20-04-2017
Dankotuwa Porcelain PLC	0.40	Interim	Not Applicable	07-04-2017	20-04-2017
Commercial Credit & Finance PLC	0.50	First Interim	Not Applicable	07-04-2017	20-04-2017
Aitken Spence Plantation Management PLC	3.00	Interim	Not Applicable	11-04-2017	24-04-2017

DIVIDEND ANNOUNCEMENTS / ලාභාංශ නිවේදන / பங்குலாப அறிவித்தல்கள்

COMPANY සමාගම கம்பனி	DIVIDEND PER SHARE (RS.) කොටසකට ලාභාංශ (රු.) பங்குகொன்றிற்கான பங்கிலாபம் (ரூபா)	FINAL/INTERIM අවසාන/අන්තර්කාලීන இறுதி / இடைக்கால	SHAREHOLDER'S MEETING කොටස් හිමියන්ගේ රැස්වීම பங்குதாரர் கூட்டம்	XD DATE දිනය திகதி	DATE OF PAYMENT ලෙවීම සිදුකරන දිනය கொடுப்பனவுத் திகதி
Ceylinco Insurance PLC	27.50 (Voting & Non-Voting)	First & Final	21-04-2017	24-04-2017	02-05-2017
Overseas Realty (Ceylon) PLC	1.25	First & Final	24-04-2017	25-04-2017	04-05-2017
Ceylon Tobacco PLC	6.00(Divdend less 10% tax)	Final	25-04-2017	26-04-2017	05-05-2017
Ceylon Grain Elevators PLC	2.50	First & Final	03-05-2017	04-05-2017	16-05-2017
Three Acre Forms PLC	4.00	First & Final	03-05-2017	04-05-2017	16-05-2017
Nestle Lanka PLC	40.00	Final	05-05-2017	08-05-2017	18-05-2017
Commercial Development Company PLC	0.50	Final	08-05-2017	09-05-2017	19-05-2017
Dialog Axiata PLC	0.39 (Subject to tax)	Final	Dates to be notified.		
People's Insurance PLC	0.25	Final	Dates to be notified.		

UNLESS THE COMPANY'S ARTICLES PROVIDE OTHERWISE, DIVIDENDS ARE SUBJECT TO SHAREHOLDER APPROVAL BY AN ORDINARY RESOLUTION./යම්කොමි වාට්ටුවකගේ ජී විසේසයෙන් සඳහන් කර නොමැති විටෙකදී ලාභාංශ සාමාන්‍ය සම්මුතියකින් ලබාදෙන කොටස් හිමියන්ගේ අනුමැතියට යටත් වේ./குப்பனியின் அகவிதியில் சமம்மீக்கப்பட்டாலன்றி, பங்குலாபங்கள், பங்குதாரர்களின் பொதுவான தீர்மானத்திற்கு அமைவானது.

	Announcements for the day දිනය සඳහා නිවේදනයන් குறித்த தினத்திற்கான அறிவித்தல்கள்	XC /XR/XD Falling Due on the next day එළඹෙන දිනයේදී ලෙවිය යුතු XC /XR/XD மறுதினம் உரிமை காலாவதியாகும் XC /XR/XD	Amended වෙනස්කිරීම திருத்தம்
---	--	---	------------------------------------

SCRIP DIVIDENDS / කොටස්කර ලාභාංශ / பணம்சாரா பங்குலாபம்

COMPANY සමාගම கம்பனி	PROPORTION සමානුපාතය விகிதாசாரம்	SHAREHOLDER'S MEETING කොටස් හිමියන්ගේ රැස්වීම பங்குதாரர் கூட்டம்	XD DATE / දිනය / திகதி	CONSIDERATION (RS.) අපේක්ෂිත ලාභය (රු.) கருத்தில் கொள்ளப்படும் பெறுமதி (ரூபா)
Seylan Bank PLC	Voting – One (01) share for every 48.395058 shares / Non-Voting – One (01) share for 28.839506 shares	Voting /Non-Voting- 31 st March 2017	Voting /Non-Voting- 03 rd April 2017	Voting -356,354,237 Non-Voting- 342,190,593
Commercial Bank of Ceylon PLC	If WHT is 10%, Voting – One (01) share for 79.3888902155 shares / Non-Voting – One (01) share for 63.3333809335 If WHT is 14%, Voting –One (01) share for 83.0814035386 shares / Non-Voting – One (01) share for 66.2791042251	Voting /Non-Voting- 30 th March 2017	Voting /Non-Voting- 31 st March 2017	If WHT 10% - Voting- 1,501,991,773.2 / Non-Voting- 102,982,775.4 If WHT 14% - Voting- 1,435,236,583.28 / Non-Voting - 98,405,763.16
Hatton National Bank PLC	If WHT 10%- Voting- One (01) share for 73.3333333/ Non-Voting –One (01) share for 63.4920635 If WHT 14%- Voting –One (01) share for 76.7441860 / Non-Voting- One (01) share for 66.4451827	Voting /Non-Voting- 30 th March 2017	Voting /Non-Voting- 31 st March 2017	WHT 10%: Voting – 1,041,883,863.3 Non-Voting – 261,634,879.8 WHT 14% Voting – 995,577,913.82 Non-Voting – 250,006,662.92

CAPITALIZATION OF RESERVES / සංචිත ප්‍රාග්ධනීකරණය / ඉලක්කුකරණය

COMPANY සමාගම නම	PROPORTION සමානුපාතය විකිතාසාරය	GENERAL MEETING / ALLOTMENT මහ සභා රැස්වීම / කොටස් බෙදාදීම පොත්කැපීම / ඉතුරුකම	XC DATE / දිනය / මිනිත්
Harischandra Mills PLC	01 for 01	To be notified	

One new share for every one share held.

CAPITALIZATION OF RESERVES IS SUBJECT TO THE CSE APPROVING, IN PRINCIPLE, THE ISSUE AND LISTING OF SHARES AND OBTAINING SHAREHOLDERS' APPROVAL AT A GENERAL MEETING
සංචිත ප්‍රාග්ධනීකරණය කොටස් බෙදාදීමට අනුමැතියට යටත් වේ. කොටස් ලැයිස්තුගත කිරීම හා නිකුත් කිරීම ප්‍රතිපත්ති අනුකූලව මහ සභා රැස්වීමකදී කොටස් හිමියන්ගේ අනුමැතිය ලබාගැනීමට යටත් වේ. ඉලක්කුකරණය, කොටස් ලැයිස්තුගත කිරීම සහ නිකුත් කිරීම අනුමැතියට යටත් වේ. කොටස් ලැයිස්තුගත කිරීම සහ නිකුත් කිරීම ප්‍රතිපත්ති අනුකූලව මහ සභා රැස්වීමකදී කොටස් හිමියන්ගේ අනුමැතිය ලබාගැනීමට යටත් වේ.

SUB DIVISION OF SHARES / කොටස් නැවත බෙදීම / පැහැදිලි කිරීම

COMPANY සමාගම නම	EGM විශේෂ මහ සභා රැස්වීම විශේෂ පොත්කැපීම	SUB-DIVISION BASED ON SHAREHOLDING AS AT කොටස් නැවත බෙදීම/ලැයිස්තු තිහාසයේ පැහැදිලි කිරීම විකිතාසාර අදාළවූයේ පැහැදිලි කිරීම	PERIOD OF DEALING SUSPENSION අනුදේශන අත්හිටුවන කාලය වාර්තා කිරීම මුදල් ගිණුම්වලට කාල අවසරය	DATE OF COMMENCEMENT OF TRADING නැවත අනුදේශන ආරම්භ කරන දිනය වාර්තා අනුමැතිය
Singer (Sri Lanka) PLC	31-03-2017	31-03-2017	03-04-2017 to 05-04-2017 (Inclusive of both dates)	06-04-2017
Subdividing each issued Ordinary share in the proportion of three (03) shares for every One (01) existing share.				
Kalamazoo Systems PLC			Dates to be notified	
Every One (01) Voting Share into Hundred (100) Ordinary Voting Shares.				
Kotagala Plantations PLC			Dates to be notified	
Every Two (02) Ordinary Shares being Sub-Divided into Three (03) Ordinary Shares.				

DE-LISTING OFFER/ නිරෝධීය අර්ථසහය / පැහැදිලි කිරීමේ ඉල්ලුම

OFFEROR අර්ථසහය කරන්නා කොටස (මුදල)	SECURITY සුරැකුම්පත පිහිටීම	OFFER PERIOD ඉදිරිපත් කරනු ලබන කාල පරිච්ඡේදය කොටස (මුදල) තවදුරටත් කාලය	OFFER PRICE PER SHARE (Rs) කොටසකට ඉදිරිපත් කරන මිල (රු.) පැහැදිලි කිරීමේ විකිලි (මුදල)
Lock Trading AB	MPRH.N0000	From 9 th March 2017 to 29 th March 2017	Rs.33.00

MANDATORY OFFERS / අනිවාර්ය අර්ථසහය ඉදිරිපත් කිරීම / කැපී පෙනෙන කොටස (මුදල)

OFFEROR අර්ථසහය කරන්නා කොටස (මුදල)	SECURITY සුරැකුම්පත පිහිටීම	DATE OF ANNOUNCEMENT නිවේදනය කරනු ලබන දිනය අනුමැතියට යටත් වීම	OFFER PERIOD ඉදිරිපත් කරනු ලබන කාල පරිච්ඡේදය කොටස (මුදල) තවදුරටත් කාලය	OFFER PRICE PER SHARE (Rs) කොටසකට ඉදිරිපත් කරන මිල (රු.) පැහැදිලි කිරීමේ විකිලි (මුදල)
D. R. Investment (Pvt) LTD	AGAL.N0000	30 th March 2017	To be notified	Rs. 18.00

DEFAULT BOARD / කඩකළ පුවරුව / மறுமொழிப் பட்டியல் பலகை

COMPANY සමාගම கம்பனி	INITIAL DATE OF TRANSFER මුලින්ම ක්‍රියාත්මක වූ දිනය மாற்றப்பட்ட திகதி	REASON හේතුව காரணம்
Miramar Beach Hotel PLC	09-Jun-2008	<ul style="list-style-type: none"> • Non Submission of Annual Reports for the F/Y Ended 31-MAR-2010 to 31-MAR-2016. • Non submission of Financial Statements for the quarters ended 30-SEP-2010 to 31-MAR-2011, 30-JUN-2012 to 31-DEC-2016. • Non payment of Listing Fees for the years 2010 to 2016.
Lanka Cement PLC	21-May-2013	<ul style="list-style-type: none"> • Non submission of Annual Report for the F/Y Ended 31-DEC-2012 to 31-DEC-2015. • Non submission of Financial Statements for the quarters ended 30-SEP-2014 to 31-DEC-2016
Central Investments & Finance PLC	10-Sep-2013	<ul style="list-style-type: none"> • Non submission of Annual Report for the F/Y Ended 31-MAR-2013 to 31-MAR-2016. • Non submission of Financial Statements for the quarters ended 30-SEP-2013 to 31-DEC-2016. • Non payment of Listing Fees for the years 2014 to 2016
PC House PLC	05-June-2014	<ul style="list-style-type: none"> • Non submission of Annual Report for the F/Y Ended 31-MAR-2014 to 31-MAR-2016 • Non submission of Financial Statements for the quarter ended 31-DEC-2015 to 31-DEC-2016. • Non payment of Listing Fees for the years 2014 to 2016
PC Pharma PLC	05-June-2014	<ul style="list-style-type: none"> • Non submission of Annual Report for the F/Y Ended 31-MAR-2014 to 31-MAR-2016 • Non submission of Financial Statements for the quarters ended 31-DEC-2015 to 31-DEC-2016. • Non payment of Listing Fees for the years 2014 to 2016
Agalawatte Plantations PLC	15-June-2016	<ul style="list-style-type: none"> • Non submission of Financial Statements for the quarter ended 30-SEP-2016 & 31-DEC-2016 • Non submission of Annual Report for the F/Y Ended 31-DEC-2015
Entrust Securities	26-Aug-2016	<ul style="list-style-type: none"> • Non submission of Annual Report for the F/Y Ended 31-MAR-2016 • Non submission of Financial Statements for the quarter ended 31-DEC-2016.
Blue Diamonds Jewellery Worldwide PLC	27-Sep-2016	<ul style="list-style-type: none"> • Non-compliance of CSE Listing Rules in Annual Report 2015/2016
Huejay International Investments PLC	27-Sep-2016	<ul style="list-style-type: none"> • Non-compliance of CSE Listing Rules in Annual Report 2015/2016
Standard Capital PLC	27-Sep-2016	<ul style="list-style-type: none"> • Non submission of Annual Report for the F/Y Ended 31-DEC-2016. • Non submission of Financial Statements for the quarter ended 31-DEC-2016
Swarnamahar Financial Services PLC	19-Jan-2017	<ul style="list-style-type: none"> • In view of several significant issues (which are set out in the SEC directive dated 18th January 2017), the SEC has requested the CSE to transfer the securities of the company to the Default Board of the CSE with immediate effect until the company complies with Rules 7.10.2(a), 7.10.5(a) and 7.10.6(a) of the CSE Listing Rules
Malwatte Valley Plantations PLC	13-Mar-2017	<ul style="list-style-type: none"> • Non-submission of Interim Financial Statements for the quarter ended 31st December 2016.

DEALING SUSPENDED COMPANIES/ ගනුදෙනු කිරීම අත්හිටුවා ඇති සමාගම්/ கொடுக்கல்வாங்கல் நிறுத்தி வைக்கப்பட்டுள்ள கம்பனிகள்

COMPANY සමාගම கம்பனி	EFFECTIVE DATE වලංගු දිනය செல்லுபடியாகும் திகதி	REASON හේතුව காரணம்
Vanik Incorporation PLC	06-Oct-2008	Trading suspended pursuant to a request made by the company, based on the Stay Order issued on 21 st November 2008, on the winding up order dated 3 rd October 2008 issued by the District Court of Colombo in Case No.84/CO.
Hotel Developers (Lanka) PLC	11-Nov-2011	Vested with the state in terms of Revival of Underperforming Enterprises or Underutilized Assets Act, No.43 of 2011.
Pelwatte Sugar Industries PLC(Under Liquidation)	11-Nov-2011	Vested with the state in terms of Revived of Underperforming Enterprises or Underutilized Assets Act, No.43 of 2011.
Touchwood Investments PLC (Under Liquidation)	05-Jun-2014	Dealing suspended due to Winding up order issued by the Colombo Commercial High Court.
Orient Garments PLC	06-April-2016	Dealing suspended pursuant to the appointment of a Provisional Liquidator.
Distilleries Company of Sri Lanka PLC	03-Oct-2016	As per the Corporate Disclosures made on 22 nd August & 30 th September 2016.

TRADING SUSPENDED COMPANIES/ වෙළෙඳපොළ ගනුදෙනු කිරීම අත්හිටුවා ඇති සමාගම්/ வியாபாரம் நிறுத்தி வைக்கப்பட்டுள்ள கம்பனிகள்

COMPANY/සමාගම/கம்பனி	EFFECTIVE DATE වලංගු දිනය செல்லுபடியாகும் திகதி	REASON හේතුව காரணம்
Miramar Beach Hotel PLC	26-Feb-2015	Trading in shares of MIRA has been suspended with effect from 26 th February 2015 as per the Directive issued by the SEC on 26 th January 2015.
Metropolitan Resource Holdings PLC	13-Jan-2016	Trading in shares of MPRH.N0000 has been suspended due to the announcement made by the company regarding delisting the shares from the official list of the CSE.
Chilaw Finance PLC	14-Feb-2017	Trading of CFL.N0000 has been suspended to facilitate the amalgamation of Chilaw Finance PLC with Richard Pieris Finance Limited which was approved by the shareholders at the Extraordinary General Meeting held on the 13 th February 2017.

TRADING HALT/ වෙළෙඳපොළ ගනුදෙනු කිරීම තාවකාලිකව අත්හිටුවා ඇති සමාගම්/ வியாபாரம் தற்காலிகமாக நிறுத்தி வைக்கப்பட்டுள்ள கம்பனிகள்

Company/ සමාගම/கம்பனி	Effective date/වලංගු දිනය/ செல்லுபடியாகும் திகதி	Reason/ හේතුව/காரணம்
Entrust Securities PLC	05 th January 2016	Trading has been halted pending clarification regarding the current status of the company.

LISTED COMPANIES – NOTICE OF ANNUAL GENERAL MEETINGS (AGM)/ (අයි.සී.එ.සී. සමාගම - වාර්ෂික මහා සභා රැස්වීම් පිළිබඳ තීරණය) / **பட்டியல் படுத்தப்பட்ட கம்பனிகள் - ஆண்டு பொதுக்கூட்ட அறிவிப்புகள்**

COMPANY සමාගම கம்பனி	DATE දිනය திகதி	VENUE ස්ථානය இடம்	TIME වේලාව நேரம்
Union Assurance PLC	31-03-2017	Union Assurance Auditorium, No. 20, St. Michaels Road, Colombo 03.	9.00 a.m.
Sampath Bank PLC	31-03-2017	Balmoral Hall, The Kingsbury Hotel, Colombo 01.	09.30 a.m.
Pan Asia Banking Corporation PLC	31-03-2017	The Kingsbury, The Winchester, Basement Level No. 48, Janadhipathi Mawatha, Colombo 01.	09.30 a.m.
Seylan Bank PLC	31-03-2017	"Kings Court", Cinnamon Lakeside, Colombo 02.	10.00 a.m.
Softlogic Life Insurance PLC	31-03-2017	4 th Floor, Central Hospital (Pvt) Limited, No. 114, Norris Canal Road, Colombo 10.	10.00 a.m.
Singer Sri Lanka PLC	31-03-2017	Registered Office of the Company, No. 80, Nawam Mawatha, Colombo 02.	10.00 a.m.
Regnis (Lanka) PLC	31-03-2017	Singer Sri Lanka PLC, No.80, Nawam Mawatha, Colombo 02.	10.30 a.m.
Nations Trust Bank PLC	31-03-2017	Auditorium of the Institute of Chartered Accountants of Sri Lanka, 30A, Malasekera Mawatha, Colombo 07.	10.30 a.m.
Singer Industries (Ceylon) PLC	31-03-2017	Singer Sri Lanka PLC, No.80, Nawam Mawatha, Colombo 02.	11.00 a.m.
Union Bank of Colombo PLC	31-03-2017	'Auditorium' of the Sri Lanka Foundation, No. 100, Sri Lanka Padanama Mawatha, Independence Square, Colombo 07.	02.00 p.m.
Seylan Developments PLC	31-03-2017	Sasakawa Hall, No. 4, 22 nd Lane, Colombo 03.	02.30 p.m.
Colombo Dockyard PLC	18-04-2017	The Kingsbury (Balmoral), Colombo 01.	10.00 a.m.
Chevron Lubricants Lanka PLC	20-04-2017	Level 06, Public Forum, The Institute of Chartered Accountants of Sri Lanka, No. 30A Malalasekera Mawatha, Colombo 07.	03.30 p.m.
Ceylinco Insurance PLC	21-04-2017	Auditorium-Level 07, ICBT Building No. 36, De Krestler Place, Colombo 04.	10.30 a.m.
Overseas Reality (Ceylon) PLC	24-04-2017	Havelock City House, No. 324, Havelock City Club House, No. 324, Havelock Road, Colombo 06.	03.30 p.m.
Ceylon Tobacco Company PLC	25-04-2017	Auditorium, 178, Srimath Ramanathan Mawatha, Colombo 15.	10.00 a.m.
Hapugastenne Plantations PLC	27-04-2017	Sri Lanka Foundation, No. 100, Sri Lanka Padanama Mawatha, Independence Square, Colombo 07.	10.30 a.m.
Udapussellawa Plantations PLC	27-04-2017	Sri Lanka Foundation, No. 100, Sri Lanka Padanama Mawatha, Independence Square, Colombo 07.	11.00 a.m.
Property Development PLC	04-05-2017	Auditorium, 03 rd Floor, Bank of Ceylon Headquarters, Colombo 01.	03.00 p.m.
Nestle Lanka PLC	05-05-2017	'Committee Room B' of BMICH Situated at Bauddhaloka Mawatha, Colombo 07.	10.00 a.m.
Ceylon Cold Stores PLC	07-06-2017	John Keells Auditorium, No. 186, Vauxhall Street Colombo 02.	02.30 p.m.
Trans Asia Hotels PLC	16-06-2017	Auditorium of the Ceylon Chamber of Commerce, No. 50, Nawam Mawatha, Colombo 02.	03.00 p.m.
Asian Hotels & Properties PLC	22-06-2017	Auditorium of the Ceylon Chamber of Commerce, No. 50, Nawam Mawatha, Colombo 02.	10.30 a.m.
John Keells PLC	23-06-2017	John Keells Auditorium, No. 186, Vauxhall Street Colombo 02.	09.30 a.m.
Tea Smallholder Factories PLC	23-06-2017	John Keells Auditorium, No. 186, Vauxhall Street Colombo 02.	10.30 a.m.
John Keells Hotels PLC	29-06-2017	John Keells Staff dining Hall at No. 117, Sir Chithampalam A. Gardiner Mawatha, Colombo 02.	03.30 p.m.
John Keells Holdings PLC	30-06-2017	The Forum Area, (6 th Floor) The Institute of Chartered Accountants of Sri Lanka, 30A, Malasekera Mawatha (Longdon Palce) Colombo 07.	10.00 a.m.

LISTED COMPANIES – NOTICE OF EXTRAORDINARY GENERAL MEETINGS (EGM)/ ලැයිස්තුගත සමාගම් - විශේෂ මහා සභා රැස්වීම් පිළිබඳ නිවේදනය
பட்டியல் படுத்தப்பட்ட கம்பனிகள் - விசே பொதுக்கூட்ட அறிவித்தல்கள் உட்படி

COMPANY සමාගම කம்பනි	DATE දිනය திகதி	VENUE ස්ථානය இடம்	TIME වේලාව நேரம்
Overseas Realty PLC	24-04-2017	Immediately after the Annual General Meeting.	03.30 pm
Sanasa Development Bank PLC	21-03-2017	Uththamavi Hall, Sanasa Campus Ltd, Paragammana, Hettimulla, Kegalle.	09.00 a.m.
Senkadagala Finance PLC	30-03-2017	Head Office at 02 nd Floor No. 267, Galle Raod, Colombo 03.	09.00 a.m.
Nation Lanka Finance PLC	30-03-2017	“Committee Room D” of BMICH Situated at Baudhaloka Mawatha, Colombo 07.	11.00 a.m.
Singer (Sri Lanka) PLC	31-03-2017	No. 80, Nawam Mawatha, Colombo 02.	Immediately after the AGM
Abans Finance PLC	05-04-2017	Organization of Professional Association of Sri Lanka, No. 275/75, Prof. Stanley Wijesundera Mw, Colombo 07.	9.30 a.m.
Brac Lanka Finance PLC	07-04-2017	No. 100/1, Sri Jayawardenapura Mawatha, Rajagiriya.	10.00 a.m.
Lee Hedges PLC	27-04-2017	Sri Lanka Foundation, No. 100, Sri Lanka Padanama Mawatha, Independence Square, Colombo 07.	10.30 a.m.

ANNUAL REPORTS FOR THE YEAR ENDED 31st DECEMBER 2016/ (2016-12-31) වැනි දින අවසන් වූ වසර සඳහා වාර්ෂික වාර්තා / **(2016-12-31)** ආර්ථික වාර්තා
முடிவடை யும் நிதியாண்டுக்கான ஆண்டு நிக்ைகள்

COMPANY සමාගම කம்பනි
Ceylon Tobacco Company PLC
Ceylinco Insurance PLC
Chevron Lubricants Lanka PLC
Nestle Lanka PLC
Overseas Reality (Ceylon) PLC
Udapusellawa Plantations PLC
Hapugastenne Plantations PLC
Siyapatha Finance PLC

CORPORATE DISCLOSURES / සාංගමික අනාවරණයන් / கம்பனிகளின் வெளிப்புர்த்தல்கள்

COMPANY සමාගම கம்பனி	SUBJECT විෂය விடயம்	ANNOUNCEMENT RECEIVED DATE නිවේදනය ලැබුනදිනය அறிவித்தல் பெற்றுக் கொள்ளப்பட்ட திகதி
Vallibel Finance PLC	Debentures Rating Review by ICRA Lanka Limited	24-03-2017
Hemas Holdings PLC	Related Party Transactions	24-03-2017
Hayleys PLC	Related Party Transaction	24-03-2017
Serendib Hotels PLC	Corporate Disclosure	24-03-2017
Browns Investments PLC	Demise of a Director	24-03-2017
Brown & Company PLC		
Browns Capital PLC		
Lanka Orix Leasing Company PLC	Demise of the Chairman	24-03-2017
Hatton National Bank PLC	Further Announcement Re: Scrip Dividend	24-03-2017
Hatton National Bank PLC	Corporate Disclosure	24-03-2017
Senkadagala Finance PLC	Circular to Shareholders	27-03-2017
Agalawatte Plantations PLC	Corporate Disclosure	27-03-2017
Browns Capital PLC	Corporate Disclosure	27-03-2017
Agalawatte Plantations PLC	Disclosure by SC Securities (Pvt) Ltd Re: Purchase of Agalawatte Plantations PLC shares by their Client	27-03-2017
Singer Sri Lanka PLC	Corporate Disclosure	28-03-2017
Laugfs Gas PLC	Related Party Transaction	28-03-2017
Overseas Realty (Ceylon) PLC	Circular to Shareholders	28-03-2017
Ceylinco Insurance PLC	News Release	29-03-2017
Hemas Holdings PLC	Further Announcement Re: Related Party Transactions	29-03-2017
Agalawatte Plantations PLC	Announcement of Mandatory offer by D.R. Investment (Pvt) Ltd to Purchase all Remaining Shares of Agalawatte Plantations PLC	30-03-2017
Commercial Bank of Ceylon PLC	Annual General Meeting	30-03-2017
Laugfs Gas PLC	Related Party Transaction	30-03-2017
HNB Assurance PLC	Annual General Meeting	30-03-2017
DFCC Bank PLC	Annual General Meeting	30-03-2017
Property Development PLC	Annual General Meeting	30-03-2017
Nation Lanka Finance PLC	Extraordinary General Meeting	30-03-2017
Senkadagala Finance PLC	Rights Issue	30-03-2017
Hatton National Bank PLC	Annual General Meeting	30-03-2017
Lee Hedges PLC	Circular to Shareholders	31-03-2017
Softlogic Life Insurance PLC	Annual General Meeting	31-03-2017
Singer Sri Lanka PLC	Sub-Division of Shares	31-03-2017
Seylan Bank PLC	Annual General Meeting	31-03-2017

COMPLETE ANNOUNCEMENT CAN BE VIEWED AT www.cse.lk / සමපූර්ණ නිවේදනය www.cse.lk වෙබ් අඩවියේ පළ කර ඇත / முழுமையான அறிவித்தலினை www.cse.lk இல் பார்க்கவும்.

CHANGE OF DIRECTORATES / අධ්‍යක්ෂක මණ්ඩල වෙනස්වීම්/இயக்குநர் சபை மாற்றங்கள்
APPOINTMENTS / පත්වීම් / நியமனங்கள்

NAME OF DIRECTOR අධ්‍යක්ෂකයන්ගේ නම இயக்குநர் பெயர்	DESIGNATION තනතුර புதவி	COMPANY සමාගම கம்பனி	EFFECTIVE DATE වලංගු දිනය செல்லுபடியாகும் திகதி
Mr. M. D. S. Goonatilleke	Chairman	Summit Finance PLC	03-03-2017
Mrs. H. K. S. R. Perera	Executive Director		
Mr. L. Jayaratne	Independent Non-Executive Director	Commercial Leasing & Finance PLC	22-03-2017
Mr. H. A. R. K. Wickramatileke	Chairman	Mercantile Shipping Company PLC	24-03-2017
Mr. I. A. H. Esufally	Non-Executive Director	Serendib Hotels PLC	28-03-2017
Dr. S. Selliah	Independent Non-Executive Director	Swisstek (Ceylon) PLC	28-03-2017
Mr. A. M. A. Cader	Non-Executive Independent Director	Tess Agro PLC	29-03-2017

RESIGNATIONS / ඉල්ලා අස්වීම්/இராஜினாமாக்கள்

NAME OF DIRECTOR අධ්‍යක්ෂකයන්ගේ නම இயக்குநர் பெயர்	DESIGNATION තනතුර புதவி	COMPANY සමාගම கம்பனி	EFFECTIVE DATE වලංගු දිනය செல்லுபடியாகும் திகதி
Mr. P. W. M. J. Muhandiram	Director	Singhe Hospitals PLC	10-07-2015
Mr. W. S. P. Wijewardena	Non-Executive Director	Summit Finance PLC	03-03-2017
Mr. S. W. P. Mahanamahewa	Non-Executive /Independent Director		
Mr. G. C. A. De Silva	Executive Director/Managing Director	AMW Capital Leasing And Finance PLC	20-03-2017
Mr. D. C. Yatawaka	Executive Director		
Mr. H. A. Ariyaratne	Director	DFCC Bank PLC	28-03-2017
Mr. A. R. Peiris	Non-Executive Independent Director	Tess Agro PLC	29-03-2017

RETIREMENTS/විශ්‍රාම ගැනීම්/ஒய்வு பெறல்கள்

NAME OF DIRECTOR අධ්‍යක්ෂකයන්ගේ නම இயக்குநர் பெயர்	DESIGNATION තනතුර புதவி	COMPANY සමාගම கம்பனி	EFFECTIVE DATE වලංගු දිනය செல்லுபடியாகும் திகதி
Prof. L. Gamage	Director	Serendib Hotels PLC	26-03-2017

CHANGES TO COMPANY SECRETARIES / සමාගම ලේකම්වරුන් වෙනස්වීම්/கம்பனி செயலாளர் மாற்றங்கள்

COMPANY සමාගම கம்பனி	CHANGE OF COMPANY SECRETARIES සමාගමේ ලේකම්වරුන්ගේ වෙනස්වීම් கம்பனி செயலாளர் மாற்றங்கள்	EFFECTIVE DATE නියෝජ්‍ය වීම ආරම්භ වන දිනය நடைமுறைப்படுத்தும் திகதி
Tess Agro PLC	Industrial & Management Consultants (Pvt) Ltd	29-03-2017



Media Release

March 28, 2017

Invest SL Forums make a rallying call to Lankans living in Melbourne and Auckland

Sri Lankans living in Melbourne and Auckland caught a rallying call to be a part of Sri Lanka's growth at Invest Sri Lanka forums recently organized by the Colombo Stock Exchange (CSE) and the Securities and Exchange Commission of Sri Lanka (SEC). The two events drew a combined participation of over 300 individuals and were organized in association with the Sri Lankan High Commission in Australia, the Aus-Lanka Business Council in Melbourne and the Sri Lanka - New Zealand Business Council.

Remarks made by policy makers and capital market leaders on the economic outlook for the country and investment opportunities surrounding progressive reforms were well received by participants, who conveyed a sense of optimism on the way forward.

United Drive for Growth

Hon. Niroshan Perera, the State Minister of National Policies and Economic Affairs, making the keynote address at the events urged participants to recognize the economic and social progress made in Sri Lanka, and invited Lankans living overseas to join what is a united drive for growth. The Hon. State Minister said "We need to come together. We are building a united Sri Lanka where your race, religion or political affiliation does not matter and a united nation where all will be given an equal opportunity to go forward. I urge you to recognize the enormous promise and potential of the emerging New Sri Lanka."

The Hon. State Minister also noted that a number of initiatives are presently being implemented to include Sri Lanka in the global value chain, including ongoing negotiations on free trade agreements with China, Singapore, and the economic and technical partnership with India – which were noted as important steps in SL's strategy to attract foreign investment. The state minister also mentioned that such initiatives will be implemented while supporting and strengthening local industries and added "We are conscious of our local industries and are taking moves to protect them during this process. These initiatives will drive the local industries to be more efficient and competitive".

Capital Market Pitch

The capital market was pitched as a safe and mutually beneficial avenue through which the participants could take part in the country's growth drive, where presentations by the Chairman of the CSE Mr. Vajira Kulatilaka and the Director General of the SEC Mr. Vajira Wijegunerwardane garnered a keen interest among participants.

The Chairman of CSE Mr. Vajira Kulatilaka, making a case for the Sri Lankan capital market, presented the many avenues through which Sri Lankans living in Australia and New Zealand could invest in SL. The local equities market, marked by rising corporate earnings and comparatively low Price Earnings ratios and the local debt market, which has indicated sustained growth in recent times were key features, along with investments made through professionally managed funds and investments in government securities. The presentation delivered a message of better returns in Sri Lanka compared to the ANZ and regional context, and helped address concerns overseas investors may have with regards to the ease of entry and exit into the Sri Lankan capital market. Stockbroking Firms and Unit Trust Companies present at the events further engaged and pitched capital market investment to participants who sought further clarity on the process of investing in Sri Lanka.

The capital market pitch was backed by a strong commitment made by the SEC to secure the complete trust and confidence of the issuing and investing public by creating a level playing field for all. Director General of the SEC Mr. Vajira Wijegunerwardane speaking at the events stated that far reaching reforms implemented by the SEC over the medium to long term are expected to reclassify Sri Lanka as a Modern Index Strategy Indexes (MSCI) emerging market from the present status of a frontier market, which would offer Sri Lanka broader visibility as an attractive portfolio investment destination. He also went on to express confidence in the prospects for the market beyond 2017, and stated that the capital market of Sri Lanka has demonstrated its resilience time and again; whether in the face of sustained global economic and market uncertainty, or of divergent growth, volatility, or the many other challenges it has encountered in the past.

Eager to take part in Sri Lankan growth

Participants at both events were appreciative of the effort made by the organizers to present Sri Lankan opportunities and ways in which they could contribute to the country's growth. Interaction before and after the events and opinions expressed by participants translated a keen interest in contributing to the development effort and an already strong association with the country. Several individuals with an investment and business interest across a number of industries in Sri Lanka, which also included Australian and other foreign nationals, endorsed the strong investment potential of Sri Lanka and called for added reforms to create a facilitative and business friendly environment to attract further investment going forward.

The events focused on Sri Lankans living in Melbourne and Auckland marked the final leg of the capital market investment promotion effort in Australia and New Zealand, and followed fund manager and Australian investor focused events conducted in Sydney and Melbourne. The Sri Lankan delegation for the events was led by Hon. Niroshan Perera the State Minister of National Policies and Economic Affairs and included the Chairman of the CSE Mr. Vajira Kulatilaka, Director General of the SEC Mr. Vajira Wijegunerwardane, Mr. Maninda Wickramasinghe - MD & Country Head of Fitch Ratings Lanka, Dr. (Mrs.) Yuthika Indraratne, Director of Economic Research at the Central Bank of Sri Lanka, CSE CEO Mr. Rajeeva Bandaranaike and representatives of Sri Lankan Stockbroking and Unit Trust Companies. The events also featured several leading Real Estate developments in Sri Lanka in the capacity of event sponsors, including the Colombo Port City (Platinum Sponsor) One Galle Face by Shangri-La Hotels & Resorts (Platinum Sponsor) and the luxury apartment development by Altair (Corporate Sponsor)

Photographs - Melbourne



Fitch Ratings Lanka Country Director Mr. Maninda Wickramasinghe, Director General of the SEC Mr. Vajira Wijegunerwardane, SL High Commissioner to Australia HE Somasundaram Skandakumar, State Minister of National Policies and Economic Affairs Hon. Niroshan Perera, CSE Chairman Mr. Vajira Kulatilaka and CBSL Director of Economic Research Dr. (Mrs.) Yuthika Indraratne.

Photographs - Auckland





Media Release

March 29, 2017

CSE and Sydney Stock Exchange move to improve capital market ties

The Colombo Stock Exchange (CSE) and the Sydney Stock Exchange (SSX) recently entered into a memorandum of understanding (MoU) to broaden mutual development and create new links between Australian and Sri Lankan businesses and capital markets. The agreement was inked at the backdrop of the Invest Sri Lanka Forum that took place in Sydney last week.

The agreement is intended to foster greater communication between both firms through staff exchange, training and the sharing of information relating to market development and dual listing opportunities.

Mr. Tony Sacre, CEO of SSX, said “The collaboration between SSX and CSE will ensure an active and efficient market as well as enhancing the confidence and integrity of capital markets between Australia and Sri Lanka. This is a good story, as our mission is to solidify a connection between Australian and Asian markets and the rest of the world. Sri Lanka has been an important trading partner for Australia, and this bond is a strong sign of the relationship only continuing to improve. SSX and CSE will explore the possibility of collaborating regarding cross listing and trading of securities including stocks, bonds, ETFs etc.”

Mr. Vajira Kulatilaka, Chairman of CSE, said “The collaboration with SSX marks an important development for the CSE, as we look to improve our avenues for cooperation and mutual development with peer international exchanges. Our countries share a long history of economic cooperation and we are pleased at the prospect of working with the SSX to broaden investment opportunities for market participants both in Sri Lanka and in Australia.”

The MoU further demonstrates the commitment of both exchanges to the growth of capital markets through cooperation and mutual development, especially in the context of globalization and internationalization of markets.

SSX is a securities exchange in Australia with a market licence granted by the Australian Securities & Investments Commission (ASIC). SSX provides opportunities for growth-oriented companies to raise the capital they need for expansion from a diversified range of domestic and international investors, especially from the Asia-Pacific region. SSX operates its official list of securities as a Main Board, but it has the flexibility that a Second Board provides. The Exchange provides and develops specialised markets in sectors including resources, oil & gas, real estate, technology, agribusiness, services and growth companies. SSX is a part of the APX Exchange Group, a wholly owned subsidiary of the AIMS Financial Group, an Australian diversified financial services and investment group active in the areas of mortgage lending, securitisation, corporate advice, funds management, property investment and high-tech investment.

Photograph



CSE Chairman Mr. Vajira Kulatilaka (Seated Left) and SSX CEO Mr. Tony Sacre (Seated right) at the signing ceremony
(Standing L-R)

CSE Director Mr. Anton Godfrey, CSE Director Mr. Shanil Fernando, CSE CEO Mr. Rajeeva Bandaranaike, SSX Deputy Chairman Mr. George Wang, SSX General Manager - Listings Mr. Joseph Law, CSE Head of Market Development Mr. Niroshan Wijesundere

Price changes during the week 27-03-2017 to 31-03-2017

සතිය තුළ මිල වෙනස්වීම්

වාර්ෂිකවකාලයේ වிலාස අසවයන්

Company Name	Prv. Week's Close Price (Rs.)	Cur. Week's Close Price (Rs.)	Highest Price (Rs.)	Lowest Price (Rs.)	Change in Price During the week (Rs.)	Trade Volume (No.)	Share Volume (No.)	Turnover (Rs.)	52 Week Highest Price (Rs.)	52 Week Lowest Price (Rs.)
සමාගමේ නම	පෙර සතියේ සමාජන මිල	මේ සතියේ සමාජන මිල	ඉහළම මිල	පහළම මිල	සතිය තුළදී මිල වෙනස් වීම	ගනුදෙනු ප්‍රමාණය	කොටස් ප්‍රමාණය	පිරිවැටුම	සති 52 තුළ ඉහළම මිල	සති 52 තුළ අවම මිල
කම්පනි பெயர்	முன்னைய வார இறுதி நிறைவு விலை	இவ்வார இறுதி நிறைவு விலை	உயர்ந்த விலை	குறைந்த விலை	வாரத்தின் விலை அசவு	வியாபார அளவுகள்	பங்குகளின் அளவு	புரள்வு	52வார உயர் விலை	52வார குறைந்த விலை

BANKS FINANCE AND INSURANCE

MAIN BOARD

A I A INSURANCE	300.40	300.30	308.00	300.00	(0.10)	14	311	93,482.60	354.90	230.00
ALLIANCE	54.70	55.00	55.00	52.30	0.30	55	109,006	5,789,513.80	1,300.00	52.30
ARPICO	165.30	165.30	184.00	162.10	0.00	4	13	2,142.60	240.00	156.30
ASIA ASSET	1.20	1.30	1.40	1.20	0.10	64	1,174,692	1,520,339.50	1.70	1.20
ASIA CAPITAL	6.00	7.30	7.40	5.60	1.30	50	18,985	118,211.20	13.50	5.00
CDB	59.20	64.20	64.50	57.00	5.00	38	25,212	1,554,416.30	91.00	56.10
CDB[NON-VOTING]	50.00	48.10	50.00	48.00	(1.90)	17	2,023	97,809.20	79.90	48.00
CENTRAL FINANCE	86.30	86.20	87.00	86.00	(0.10)	42	63,915	5,527,421.80	250.00	84.50
CEYLINCO INS.	1,460.00	1,586.20	1,599.90	1,450.00	126.20	94	13,006	19,764,817.40	1,650.00	0.00
CEYLINCO INS.[NON-VOTING]	800.00	820.00	841.90	780.00	20.00	41	22,252	17,820,271.50	894.70	700.00
COMMERCIAL BANK	132.10	130.40	132.00	128.50	(1.70)	256	2,545,157	329,730,173.80	151.90	120.10
COMMERCIAL BANK[NON-VOTING]	103.00	103.10	105.50	102.30	0.10	64	59,248	6,151,755.80	120.00	102.30
DFCC BANK PLC	112.00	114.00	114.00	110.00	2.00	201	835,138	98,264,110.60	170.00	110.00
FIRST CAPITAL	19.70	20.10	20.90	19.00	0.40	125	71,412	1,397,281.80	34.80	18.10
HDFC	35.30	35.90	38.00	34.50	0.60	32	13,264	469,444.80	64.00	34.00
HNB	229.50	225.30	231.00	225.00	(4.20)	48	83,118	19,010,037.90	236.50	196.50
HNB[NON-VOTING]	190.00	185.00	192.00	0.00	(5.00)	73	211,671	40,210,588.60	203.90	0.00
HNB ASSURANCE	61.10	58.10	64.00	58.10	(3.00)	95	71,471	4,554,696.60	68.80	52.00
JANASHAKTHI INS.	15.20	15.10	15.60	15.00	(0.10)	122	151,334	2,294,979.90	18.70	14.70
LANKA VENTURES	41.50	42.00	42.10	42.00	0.50	7	11,348	477,006.00	53.70	38.00
LB FINANCE	119.00	118.40	119.50	118.00	(0.60)	41	16,048	1,903,344.20	134.00	105.00
LOLC	60.50	61.00	62.90	59.90	0.50	70	74,230	4,476,341.20	93.00	59.00
MERCHANT BANK	11.10	10.80	11.90	10.60	(0.30)	42	42,975	470,879.30	16.50	10.10
NAT. DEV. BANK	127.00	139.60	139.80	127.00	12.60	203	249,497	33,344,823.40	199.90	126.90
NATION LANKA	0.90	1.00	1.10	0.90	0.10	99	2,017,037	1,939,982.10	2.10	0.90
NATIONS TRUST	73.80	74.00	74.90	73.10	0.20	40	31,409	2,312,928.50	88.90	71.20
PAN ASIA	15.20	15.40	15.60	15.00	0.20	93	93,169	1,424,536.70	27.70	14.80
PEOPLE'S INS	18.30	18.30	19.30	18.20	0.00	29	25,500	465,534.20	20.50	16.20
PEOPLE'S MERCH	10.70	13.90	14.00	10.40	3.20	38	48,816	652,125.10	25.00	9.40
PEOPLES LEASING	15.40	15.60	16.00	15.30	0.20	101	173,578	2,691,020.90	20.10	15.30
S M B LEASING	0.50	0.50	0.60	0.40	0.00	82	13,544,902	6,773,738.10	0.90	0.40
S M B LEASING[NON-VOTING]	0.30	0.20	0.30	0.20	(0.10)	49	1,403,247	413,860.30	0.40	0.20
SAMPATH	259.30	259.00	260.00	256.00	(0.30)	167	550,472	142,490,826.30	285.00	217.50
SANASA DEV. BANK	97.30	99.00	102.00	96.00	1.70	108	305,061	31,915,960.60	154.00	95.20
SEYLAN BANK	88.60	87.00	89.90	83.60	(1.60)	40	88,194	7,625,385.60	101.00	83.00
SEYLAN BANK[NON-VOTING]	52.00	54.70	55.00	52.50	2.70	167	849,592	46,044,481.60	71.90	51.50
SINGER FINANCE	16.80	17.10	17.60	17.00	0.30	78	67,196	1,149,872.00	23.60	16.60
THE FINANCE CO.	4.90	4.70	5.00	4.70	(0.20)	29	36,798	173,008.60	10.20	4.60
THE FINANCE CO.[NON-VOTING]	2.00	2.20	2.30	1.80	0.20	120	272,589	576,601.00	4.40	1.80
UNION ASSURANCE	150.00	142.00	150.00	142.00	(8.00)	13	1,901	271,942.00	165.00	127.00
UNION BANK	13.50	14.20	14.50	13.30	0.70	149	2,337,520	31,722,179.20	18.90	13.10
VALLIBEL FINANCE	57.10	58.50	59.00	57.10	1.40	35	28,209	1,648,750.20	71.60	53.00

DIRI SAVI BOARD

ABANS FINANCIAL	23.00	24.10	25.40	23.00	1.10	19	4,137	98,468.70	69.90	23.00
AMANA BANK	3.50	3.50	3.60	3.40	0.00	34	234,015	815,062.50	5.60	3.40
AMANA LIFE	1.20	1.30	1.50	1.30	0.10	25	100,490	132,028.30	1.90	1.10
AMANA TAKAFUL	0.70	0.80	1.00	0.60	0.10	249	10,428,958	8,804,020.60	1.40	0.60
AMF CO LTD	459.90	459.90	400.10	400.10	0.00	1	1	400.10	500.00	384.00
ARPICO INSURANCE	13.50	12.40	13.50	12.30	(1.10)	9	11,075	137,322.70	14.50	11.30
BIMPUTH FINANCE	47.00	59.30	59.90	44.00	12.30	142	3,264,666	179,695,275.80	73.50	40.00
COLOMBO TRUST	10.00	10.00	10.40	10.00	0.00	8	15,392	155,878.20	13.00	9.10
COM.CREDIT	39.90	39.60	41.90	39.00	(0.30)	204	98,858	3,938,235.20	77.00	39.00

Price changes during the week 27-03-2017 to 31-03-2017

19

සතිය තුළ මිල වෙනස්වීම්

வாரத்துக்கான விலை அசைவுகள்

Company Name	Prv. Week's Close Price (Rs.)	Cur. Week's Close Price (Rs.)	Highest Price (Rs.)	Lowest Price (Rs.)	Change in Price During the week(Rs.)	Trade Volume (No.)	Share Volume (No.)	Turnover (Rs.)	52 Week Highest Price(Rs.)	52 Week Lowest Price(Rs.)
සමාගමේ නම	පෙර සතියේ සමාජන මිල	මේ සතියේ සමාජන මිල	ඉහළම මිල	පහළම මිල	සතිය තුළදී මිල වෙනස් වීම	ගනුදෙනු ප්‍රමාණය	කොටස් ප්‍රමාණය	පිරිවැටුම	සති 52 තුළ ඉහළම මිල	සති 52 තුළ අවම මිල
கம்பனி பெயர்	முன்னைய வார இறுதி நிறைவு விலை	இவ்வார இறுதி நிறைவு விலை	உயர்ந்த விலை	குறைந்த விலை	வாரத்தின் விலை அசைவு	வியாபார அளவுகள்	பங்குகளின் அளவு	புரள்வு	52வார உயர் விலை	52வார குறைந்த விலை

BANKS FINANCE AND INSURANCE

DIRI SAVI BOARD

COMM LEASE & FIN	2.70	2.60	2.80	2.50	(0.10)	15	14,355	37,874.00	4.20	2.40
LOLC FINANCE	2.10	2.20	2.20	2.00	0.10	72	367,570	763,616.30	3.50	1.90
MULTI FINANCE	12.80	13.80	13.80	11.20	1.00	24	20,819	235,296.30	20.90	10.20
ORIENT FINANCE	9.50	9.20	9.90	9.10	(0.30)	32	51,073	484,001.00	21.00	9.00
SINHAPUTHRA FIN	11.30	11.50	11.70	10.50	0.20	27	12,457	135,435.40	21.00	10.40
SOFTLOGIC CAP	5.00	4.70	5.00	4.70	(0.30)	37	28,077	135,118.50	6.50	4.60
SOFTLOGIC FIN	31.10	31.00	32.80	30.90	(0.10)	21	20,422	633,112.10	46.90	29.00
SUMMIT FINANCE	28.00	29.00	29.00	25.00	1.00	27	15,342	427,824.50	35.00	18.60
Softlogic Life	20.00	19.50	20.30	19.20	(0.50)	34	13,410	266,185.90	24.90	13.70
TRADE FINANCE	33.60	33.60	35.40	35.40	0.00	1	1	35.40	35.40	28.00

DEFAULT

CIFL	0.70	0.70	0.80	0.60	0.00	72	624,174	422,110.40	2.30	0.40
SWARNAMAHAL FIN	0.80	0.70	0.90	0.60	(0.10)	75	458,093	350,987.40	2.00	0.60

BEVERAGE FOOD AND TOBACCO

MAIN BOARD

BAIRAHA FARMS	161.00	160.20	164.00	156.30	(0.80)	84	37,833	6,102,372.20	198.00	139.10
CARGILLS	187.50	187.70	188.00	180.00	0.20	14	7,008	1,314,522.50	201.00	140.00
CEYLON TOBACCO	872.50	870.90	880.00	828.10	(1.60)	30	17,913	15,579,277.00	1,140.00	797.00
COLD STORES	811.00	811.00	820.00	800.50	0.00	20	25,807	20,928,735.50	865.00	400.10
CONVENIENCE FOOD	329.80	310.00	310.00	300.00	(19.80)	5	132	40,639.30	480.00	300.00
DILMAH CEYLON	600.00	599.90	615.00	585.00	(0.10)	11	277	166,100.00	850.00	555.00
HARISCHANDRA	2,799.90	2,799.90	2,300.10	2,300.00	0.00	3	5	11,500.10	3,000.00	2,150.20
KOTMALE HOLDINGS	101.00	90.40	102.50	90.20	(10.60)	12	297	27,075.40	133.00	0.00
LMF	117.00	117.00	117.00	117.00	0.00	3	700	81,900.00	135.00	100.00
NESTLE	2,000.00	2,089.30	2,100.00	2,000.00	89.30	42	8,644	17,297,076.80	2,445.00	1,930.10
RENUKA AGRI	2.70	2.80	2.90	2.70	0.10	38	371,279	1,028,766.00	3.80	2.60
RENUKA FOODS	17.40	18.00	18.40	17.00	0.60	38	53,471	964,843.30	24.10	16.70
RENUKA FOODS[NON-VOTING]	16.40	16.50	16.70	15.30	0.10	29	18,378	288,395.50	22.40	14.30
TEA SMALLHOLDER	22.00	24.00	24.00	22.00	2.00	5	2,803	65,892.00	36.10	20.00
THREE ACRE FARMS	122.40	128.30	133.50	123.40	5.90	264	122,484	15,748,803.80	152.00	83.30

DIRI SAVI BOARD

CEYLON BEVERAGE	600.00	600.00	610.00	609.90	0.00	4	15	9,148.70	799.90	485.00
HVA FOODS	3.80	4.10	4.40	3.90	0.30	137	711,753	2,854,512.80	9.50	3.80
KEELLS FOOD	142.10	145.00	148.00	144.00	2.90	10	350	50,725.80	200.00	142.00
LUCKY LANKA	1.90	1.80	2.00	1.70	(0.10)	30	28,726	51,819.30	4.50	1.70
LUCKY LANKA[NON-VOTING]	1.10	1.10	1.20	1.00	0.00	38	66,583	71,306.90	2.80	1.00
RAIGAM SALTERNS	2.00	2.00	2.10	2.00	0.00	14	17,265	35,033.50	2.60	1.80

CONSTRUCTION AND ENGINEERING

MAIN BOARD

ACCESS ENG SL	23.70	23.80	24.30	23.50	0.10	240	5,590,354	146,558,574.90	27.70	19.80
DOCKYARD	72.50	76.00	77.50	72.20	3.50	131	112,677	8,269,158.00	114.50	65.30
LANKEM DEV.	2.30	2.60	2.80	2.30	0.30	37	841,984	1,968,209.10	5.80	2.20
MTD WALKERS	33.20	35.00	35.90	34.00	1.80	50	56,437	1,968,087.10	48.00	31.10

CHEMICALS AND PHARMACEUTICALS

MAIN BOARD

CHEMANEX	54.80	55.00	55.00	55.00	0.20	1	1,000	55,000.00	69.50	53.10
CIC	80.00	80.10	82.90	80.00	0.10	16	3,281	266,803.60	105.00	80.00
CIC[NON-VOTING]	60.20	62.40	66.00	60.20	2.20	10	724	45,096.80	81.90	60.00
HAYCARB	150.00	151.00	154.80	150.00	1.00	10	3,426	516,315.80	180.00	140.00
INDUSTRIAL ASPH.	300.00	305.40	317.00	305.00	5.40	9	653	199,748.80	377.00	260.00
LANKEM CEYLON	46.00	44.00	47.90	40.00	(2.00)	30	25,793	1,098,234.40	95.00	40.00

Price changes during the week 27-03-2017 to 31-03-2017

සතිය තුළ මිල වෙනස්වීම්

වාර්ෂිකවලට වටිනාකමක් ඇති සමාජිකයන්ගේ

Company Name	Prv. Week's Close Price (Rs.)	Cur. Week's Close Price (Rs.)	Highest Price (Rs.)	Lowest Price (Rs.)	Change in Price During the week (Rs.)	Trade Volume (No.)	Share Volume (No.)	Turnover (Rs.)	52 Week Highest Price (Rs.)	52 Week Lowest Price (Rs.)
සමාජිකයාගේ නම	පෙර සතියේ සමාජික මිල	මේ සතියේ සමාජික මිල	ඉහළම මිල	පහළම මිල	සතිය තුළදී මිල වෙනස් වීම	ගනුදෙනු ප්‍රමාණය	කොටස් ප්‍රමාණය	පිරිවැටුම	සති 52 තුළ ඉහළම මිල	සති 52 තුළ පහළම මිල
කම්පනි பெயர்	முன்னைய வார இறுதி நிறைவு விலை	இவ்வார இறுதி நிறைவு விலை	உயர்ந்த விலை	குறைந்த விலை	வாரத்தின் விலை அசைவு	வியாபார அளவுகள்	பங்குகளின் அளவு	புரள்வு	52வார உயர் விலை	52வார குறைந்த விலை

CHEMICALS AND PHARMACEUTICALS

MAIN BOARD

MORISONS	360.00	340.00	365.00	340.00	(20.00)	7	2,762	939,195.00	400.00	320.00
MORISONS[NON-VOTING]	339.20	339.20	330.00	330.00	0.00	1	2	660.00	380.00	250.00
MULLERS	1.00	1.10	1.10	1.00	0.10	6	2,496	2,627.60	1.50	0.90
UNION CHEMICALS	550.00	550.10	570.00	550.10	0.10	4	108	59,430.70	648.10	496.00

DEFAULT

PC PHARMA	0.40	0.30	0.40	0.20	(0.10)	209	6,502,398	1,737,879.80	0.40	0.20
STANDARD CAPITAL	60.00	60.00	65.00	54.00	0.00	6	40	2,253.50	105.00	54.00

DIVERSIFIED HOLDINGS

MAIN BOARD

AITKEN SPENCE	58.60	56.20	59.40	55.00	(2.40)	42	16,877	974,094.80	86.00	55.00
C T HOLDINGS	145.00	148.90	149.00	135.00	3.90	10	330	46,242.50	150.00	114.00
CARSONS	161.00	163.20	170.00	163.00	2.20	21	8,285	1,354,883.80	300.00	150.10
DUNAMIS CAPITAL	20.00	20.50	22.00	20.00	0.50	11	12,750	255,075.20	29.70	0.00
EXPOLANKA	6.00	6.00	6.10	6.00	0.00	40	849,139	5,096,507.20	7.70	5.60
FORT LAND	19.10	18.10	18.90	18.00	(1.00)	18	7,525	136,044.10	25.30	17.50
HAYLEYS	261.90	265.00	265.00	261.10	3.10	40	27,750	7,303,508.80	309.00	245.00
HEMAS HOLDINGS	108.00	108.70	109.90	107.60	0.70	21	420,913	45,879,183.40	110.00	79.00
JKH	134.90	137.90	139.80	133.90	3.00	589	10,459,418	1,425,526,764.20	165.00	133.90
MELSTACORP	62.00	59.20	62.00	58.50	(2.80)	103	2,353,032	144,638,702.90	69.50	54.90
RICHARD PIERIS	8.40	8.30	8.50	8.30	(0.10)	96	687,205	5,746,819.20	9.20	7.10
SOFTLOGIC	12.00	11.90	12.20	11.70	(0.10)	67	158,510	1,898,020.90	15.50	11.70
SUNSHINE HOLDING	46.80	46.10	50.00	45.00	(0.70)	32	15,095,034	754,683,085.70	58.80	0.00

DIRI SAVI BOARD

ADAM CAPITAL	1.00	0.90	1.00	0.90	(0.10)	34	637,640	584,640.00	2.10	0.90
ADAM INVESTMENTS	0.50	0.60	0.70	0.50	0.10	51	687,904	403,142.50	2.90	0.50
BROWNS CAPITAL	0.90	1.50	1.80	0.90	0.60	994	57,724,350	87,815,203.20	1.80	0.80
BROWNS INVSTMNTS	1.30	1.40	1.50	1.30	0.10	65	4,871,413	6,787,603.40	1.50	1.20
TAPROBANE	3.50	4.00	4.00	3.20	0.50	22	80,373	273,994.60	5.40	3.20
VALLIBEL ONE	17.30	17.50	18.00	16.60	0.20	219	581,804	10,119,099.70	23.00	16.20

FOOTWEAR AND TEXTILES

MAIN BOARD

CEYLON LEATHER	55.20	54.00	58.00	53.20	(1.20)	7	2,355	127,410.00	85.00	50.10
HAYLEYS FABRIC	13.40	13.60	14.00	13.40	0.20	120	194,254	2,629,801.70	21.10	13.20

DIRI SAVI BOARD

ODEL PLC	20.00	25.00	25.00	21.00	5.00	179	468,534	11,342,629.80	25.20	18.50
----------	-------	-------	-------	-------	------	-----	---------	---------------	-------	-------

HOTELS AND TRAVELS

MAIN BOARD

A.SPEN.HOT.HOLD.	34.00	35.20	36.80	34.00	1.20	33	168,828	6,009,747.60	64.00	34.00
AHOT PROPERTIES	55.50	55.50	56.00	52.50	0.00	25	10,061	549,848.30	63.00	46.50
BROWNS BEACH	19.10	21.30	22.50	18.00	2.20	37	25,193	505,331.30	36.50	15.00
CITRUS LEISURE	6.50	7.00	7.20	6.30	0.50	90	128,956	878,195.00	15.00	6.10
DOLPHIN HOTELS	34.00	31.50	35.80	30.00	(2.50)	20	8,027	258,261.10	54.00	30.00
EDEN HOTEL LANKA	10.50	10.90	11.00	10.00	0.40	12	5,785	59,672.40	19.80	10.00
GALADARI	9.50	9.20	9.60	9.00	(0.30)	89	134,998	1,252,773.70	12.90	8.20
HOTEL SIGIRIYA	103.90	97.30	103.90	97.10	(6.60)	12	121	11,896.30	124.90	91.00
HOTELS CORP.	19.50	19.20	19.90	17.80	(0.30)	18	10,313	196,231.50	25.70	17.00
HUNAS FALLS	48.00	46.30	47.20	41.90	(1.70)	8	1,402	64,678.90	71.80	41.90
KANDY HOTELS	5.00	5.00	5.20	4.70	0.00	57	45,669	227,441.40	8.70	4.70
KEELLS HOTELS	10.10	10.00	10.20	9.80	(0.10)	57	141,397	1,422,452.90	13.50	9.80
KINGSBURY	15.50	15.50	16.30	15.10	0.00	29	20,487	318,294.90	18.00	14.50
MAHAWELI REACH	18.50	19.00	19.00	18.50	0.50	20	4,521	85,379.20	25.00	18.00

Price changes during the week 27-03-2017 to 31-03-2017

21

සතිය තුළ මිල වෙනස්වීම්

வாரத்துக்கான விலை அசைவுகள்

Company Name	Prv. Week's Close Price (Rs.)	Cur. Week's Close Price (Rs.)	Highest Price (Rs.)	Lowest Price (Rs.)	Change in Price During the week (Rs.)	Trade Volume (No.)	Share Volume (No.)	Turnover (Rs.)	52 Week Highest Price (Rs.)	52 Week Lowest Price (Rs.)
සමාගමේ නම	පෙර සතියේ සමාජන මිල	මේ සතියේ සමාජන මිල	ඉහළම මිල	පහළම මිල	සතිය තුළදී මිල වෙනස් වීම	ගනුදෙනු ප්‍රමාණය	කොටස් ප්‍රමාණය	පිරිවැටුම	සති 52 තුළ ඉහළම මිල	සති 52 තුළ අවම මිල
கம்பனி பெயர்	முன்னைய வார இறுதி நிறைவு விலை	இவ்வார இறுதி நிறைவு விலை	உயர்ந்த விலை	குறைந்த விலை	வாரத்தின் விலை அசைவு	வியாபார அளவுகள்	பங்குகளின் அளவு	புரள்வு	52வார உயர் விலை	52வார குறைந்த விலை

HOTELS AND TRAVELS

MAIN BOARD

NUWARA ELIYA	1,449.70	1,449.70	1,499.00	1,310.00	0.00	7	9	12,607.90	1,700.00	1,300.00
PALM GARDEN HOTEL	23.60	24.10	25.80	23.50	0.50	17	6,062	143,785.40	42.90	23.50
RENUKA CITY HOT.	280.00	294.50	299.00	270.00	14.50	22	722	208,364.80	374.00	270.00
SERENDIB HOTELS	24.00	23.10	28.00	23.00	(0.90)	13	1,757,500	49,180,949.50	33.00	21.80
SERENDIB HOTELS[NON-VOTING]	19.50	20.00	20.00	19.90	0.50	4	4,000	79,969.90	25.00	16.60
SIGIRIYA VILLAGE	56.10	59.50	62.00	54.30	3.40	22	3,534	208,908.40	74.90	48.10
TAL LANKA	22.40	21.00	22.00	20.00	(1.40)	32	3,454	71,991.40	31.20	20.00
TANGERINE	54.00	59.50	61.00	50.10	5.50	16	470	27,419.70	74.00	50.10

DIRI SAVI BOARD

ANILANA HOTELS	1.10	1.30	1.40	1.10	0.20	77	716,212	916,122.50	3.70	1.10
BANSEI RESORTS	7.10	8.50	8.50	7.90	1.40	23	21,708	179,933.50	11.90	7.10
BERUWALA RESORTS	1.00	1.00	1.10	0.90	0.00	36	280,002	277,899.60	1.70	0.90
CITRUS HIKKADUWA	12.50	13.20	13.30	12.00	0.70	24	6,411	77,392.80	18.00	11.00
CITRUS KALPITIYA	2.30	2.70	2.70	2.30	0.40	190	420,973	1,084,351.30	5.60	1.70
CITRUS WASKADUWA	3.20	3.00	3.20	2.90	(0.20)	56	82,696	247,884.50	7.30	2.90
FORTRESS RESORTS	11.90	11.60	12.00	11.60	(0.30)	12	7,035	83,729.60	17.20	11.50
LIGHTHOUSE HOTEL	49.00	49.00	55.00	55.00	0.00	1	10	550.00	62.30	0.00
MARAWILA RESORTS	2.10	2.10	2.20	2.00	0.00	30	1,184,755	2,588,965.10	3.40	2.00
PEGASUS HOTELS	31.00	32.50	33.00	30.00	1.50	53	68,366	2,061,894.30	41.50	27.50
RAMBODA FALLS	16.70	16.40	18.00	16.30	(0.30)	27	8,111	135,713.50	31.80	16.30
ROYAL PALMS	22.90	21.90	22.00	19.60	(1.00)	13	409	8,743.00	34.40	19.60
TRANS ASIA	76.00	75.10	75.10	75.10	(0.90)	2	201	15,095.10	100.00	70.00

HEALTH CARE

MAIN BOARD

ASIRI	24.90	25.80	26.00	25.00	0.90	50	61,339	1,584,717.20	32.50	23.00
ASIRI SURG	9.70	9.20	9.90	9.10	(0.50)	103	138,312	1,314,180.00	15.30	9.10
DURDANS	84.20	90.00	94.90	85.00	5.80	9	6,309	560,217.90	110.00	75.00
LANKA HOSPITALS	59.00	61.50	62.00	58.00	2.50	40	25,100	1,501,079.40	76.00	50.00
NAWALOKA	4.60	4.70	4.70	4.50	0.10	54	95,726	443,746.70	5.00	3.40

DIRI SAVI BOARD

SINGHE HOSPITALS	1.50	1.50	1.60	1.50	0.00	15	10,884	17,014.40	2.50	1.40
------------------	------	------	------	------	------	----	--------	-----------	------	------

INVESTMENT TRUSTS

MAIN BOARD

ASCOT HOLDINGS	22.50	23.00	25.70	21.10	0.50	35	8,662	205,828.10	48.40	21.10
CEYLON GUARDIAN	90.50	90.10	95.00	90.10	(0.40)	28	2,785	252,990.30	175.00	89.00
CEYLON INV.	40.00	40.00	41.90	39.10	0.00	121	109,944	4,429,642.70	69.90	39.10
CFI	65.00	66.00	69.90	65.00	1.00	9	5,169	338,393.10	94.00	65.00
LANKA CENTURY	9.90	10.50	10.80	9.90	0.60	61	117,170	1,216,080.00	13.80	9.80
LEE HEDGES	65.00	65.00	69.00	65.00	0.00	10	525	34,198.10	449.00	55.00
RENUKA HOLDINGS	21.00	20.20	21.70	19.90	(0.80)	24	59,781	1,221,826.20	27.40	17.10
RENUKA HOLDINGS[NON-VOTING]	14.30	14.60	14.60	13.70	0.30	5	1,564	22,530.60	24.00	13.30

DIRI SAVI BOARD

GUARDIAN CAPITAL	26.50	27.50	31.80	27.00	1.00	44	10,665	312,430.40	49.40	26.00
------------------	-------	-------	-------	-------	------	----	--------	------------	-------	-------

INFORMATION TECHNOLOGY

DIRI SAVI BOARD

E - CHANNELLING	5.70	5.70	5.90	5.50	0.00	59	58,835	329,366.00	11.90	5.50
-----------------	------	------	------	------	------	----	--------	------------	-------	------

DEFAULT

PC HOUSE	0.10	0.10	0.20	0.10	0.00	153	4,352,529	484,075.30	0.20	0.10
----------	------	------	------	------	------	-----	-----------	------------	------	------

LAND AND PROPERTY

MAIN BOARD

Price changes during the week 27-03-2017 to 31-03-2017

සඟිය තුළ මිල වෙනස්වීම්

වාර්ෂිකවලට වටිනාකමක් ඇති සමාජයන්

Company Name	Prv. Week's Close Price (Rs.)	Cur. Week's Close Price (Rs.)	Highest Price (Rs.)	Lowest Price (Rs.)	Change in Price During the week (Rs.)	Trade Volume (No.)	Share Volume (No.)	Turnover (Rs.)	52 Week Highest Price (Rs.)	52 Week Lowest Price (Rs.)
සමාජයේ නම	පෙර සතියේ සමාජය මිල	මේ සතියේ සමාජය මිල	ඉහළම මිල	පහළම මිල	සඟිය තුළදී මිල වෙනස් වීම	ගනුදෙනු ප්‍රමාණය	කොටස් ප්‍රමාණය	පිරිවැටුම	සති 52 තුළ ඉහළම මිල	සති 52 තුළ අවම මිල
කම්පනි பெயர்	முன்னைய வார இறுதி நிறைவு விலை	இவ்வார இறுதி நிறைவு விலை	உயர்ந்த விலை	குறைந்த விலை	வாரத்தின் விலை அசைவு	வியாபார அளவுகள்	பங்குகளின் அளவு	புரள்வு	52வார உயர் விலை	52வார குறைந்த விலை

LAND AND PROPERTY

MAIN BOARD

C T LAND	44.00	44.00	46.00	43.40	0.00	5	13,927	612,789.40	60.00	42.00
CARGO BOAT	78.00	82.30	82.90	80.00	4.30	34	5,260	434,192.20	129.60	75.40
CITY HOUSING	5.50	5.50	5.90	5.20	0.00	30	20,872	116,628.80	12.60	5.10
COLOMBO LAND	23.80	24.70	25.50	22.20	0.90	53	27,602	651,340.50	32.00	19.10
COMMERCIAL DEV.	67.10	67.30	74.60	63.10	0.20	8	3,502	229,050.60	95.00	63.10
EAST WEST	13.50	14.10	14.40	13.00	0.60	99	34,538	479,486.70	19.00	11.00
KELSEY	38.30	50.00	50.00	40.00	11.70	50	17,144	829,860.80	64.00	34.50
ON'ALLY	45.50	45.70	49.00	45.60	0.20	7	500	23,440.40	64.80	45.10
OVERSEAS REALTY	19.60	20.20	20.20	19.60	0.60	19	4,061	81,428.80	26.10	19.20
PDL	78.90	82.50	85.00	73.10	3.60	21	20,536	1,627,763.50	115.00	69.00
SERENDIB LAND	1,661.20	1,661.20	1,352.00	1,350.00	0.00	5	36	48,626.30	1,999.00	1,246.00
SEYLAN DEVTS	13.80	14.00	14.20	13.50	0.20	78	583,537	8,135,077.30	16.70	11.50
YORK ARCADE	12.90	12.50	13.60	12.40	(0.40)	11	8,561	107,354.60	17.20	12.30

DIRI SAVI BOARD

EQUITY TWO PLC	55.90	59.70	59.70	54.70	3.80	6	402	22,924.40	75.00	42.10
SERENDIB ENG.GRP	6.30	5.90	6.30	5.00	(0.40)	13	11,000	56,782.30	11.00	5.00

DEFAULT

HUEJAY	29.60	29.60	29.60	29.60	0.00	1	100	2,960.00	62.00	27.00
--------	-------	-------	-------	-------	------	---	-----	----------	-------	-------

MANUFACTURING

MAIN BOARD

ABANS	85.60	88.20	90.00	86.00	2.60	13	3,275	287,979.50	139.80	85.10
ACL	54.50	54.50	54.60	53.80	0.00	40	14,333	780,640.60	127.00	52.70
ACL PLASTICS	179.00	183.90	185.00	180.00	4.90	17	2,673	491,736.20	237.00	152.00
ACME	4.70	4.80	4.90	4.50	0.10	50	198,908	933,998.00	8.00	4.30
ALUFAB	25.80	28.00	28.40	25.60	2.20	54	19,332	529,777.90	53.90	25.50
CENTRAL IND.	44.70	44.00	45.40	42.70	(0.70)	64	79,339	3,520,421.70	117.50	41.10
CHEVRON	168.00	170.00	172.30	168.00	2.00	153	470,601	79,666,107.00	350.00	149.00
DANKOTUWA PORCEL	5.60	6.00	6.10	5.30	0.40	262	653,452	3,896,826.50	8.70	5.30
DIPPED PRODUCTS	76.10	76.00	80.00	75.20	(0.10)	20	7,796	593,058.50	103.00	71.20
GRAIN ELEVATORS	65.20	68.90	71.80	65.00	3.70	521	677,931	46,754,723.60	98.40	63.30
HAYLEYS FIBRE	60.00	59.30	65.00	57.60	(0.70)	159	66,184	3,947,406.50	104.50	37.00
KELANI CABLES	115.00	117.50	124.70	112.00	2.50	9	11,682	1,347,149.70	145.00	101.00
KELANI TYRES	52.20	55.00	55.00	52.20	2.80	35	13,906	757,449.80	77.40	52.20
LANKA ALUMINIUM	62.00	67.80	68.00	60.10	5.80	17	6,396	400,631.10	100.00	58.00
LANKA CERAMIC	122.00	115.00	115.10	115.00	(7.00)	5	180	20,704.00	145.00	108.90
LANKA TILES	102.20	102.00	104.90	102.00	(0.20)	4	465	47,444.50	123.90	95.00
LANKA WALLTILE	94.00	93.00	94.90	92.30	(1.00)	25	6,355	596,846.50	119.90	92.00
LAXAPANA	9.70	11.50	11.50	9.50	1.80	150	286,486	3,060,045.00	13.60	6.90
PIRAMAL GLASS	5.60	5.60	5.70	5.50	0.00	40	1,582,847	8,869,943.30	6.10	5.00
PRINTCARE PLC	30.90	34.60	34.60	27.00	3.70	13	1,738	50,598.20	42.90	27.00
REGNIS	134.50	134.90	135.00	133.50	0.40	44	12,293	1,654,543.50	176.00	131.50
RICH PIERIS EXP	204.50	209.00	214.90	204.20	4.50	48	10,082	2,093,922.90	255.00	200.00
ROYAL CERAMIC	119.50	119.00	119.00	118.00	(0.50)	51	35,944	4,243,132.30	126.00	99.00
SAMSON INTERNAT.	90.00	98.90	98.90	90.00	8.90	7	225	21,505.60	115.00	75.70
SIERRA CABL	3.00	3.00	3.10	2.90	0.00	98	263,642	790,600.30	3.80	2.80
SINGER IND.	126.00	127.40	134.90	126.10	1.40	8	751	95,715.90	204.00	120.00
SWISSTEK	66.00	65.60	67.50	63.00	(0.40)	16	11,742	763,229.90	76.00	53.00
TEEJAY LANKA	36.00	37.00	37.50	35.90	1.00	235	1,469,795	54,215,279.40	47.80	30.50
TOKYO CEMENT	61.00	61.00	62.00	60.00	0.00	55	292,406	18,011,494.60	64.00	34.60
TOKYO CEMENT[NON-VOTING]	53.00	53.00	54.00	46.00	0.00	89	282,307	14,661,449.70	55.00	31.60

DIRI SAVI BOARD

AGSTAR PLC	4.40	4.30	4.80	4.20	(0.10)	18	31,676	141,580.40	6.80	4.20
------------	------	------	------	------	--------	----	--------	------------	------	------

Price changes during the week 27-03-2017 to 31-03-2017

සතිය තුළ මිල වෙනස්වීම්

வாரத்துக்கான விலை அசைவுகள்

Company Name	Prv. Week's Close Price (Rs.)	Cur. Week's Close Price (Rs.)	Highest Price (Rs.)	Lowest Price (Rs.)	Change in Price During the week(Rs.)	Trade Volume (No.)	Share Volume (No.)	Turnover (Rs.)	52 Week Highest Price(Rs.)	52 Week Lowest Price(Rs.)
සමාගමේ නම	පෙර සතියේ සමාජන මිල	මේ සතියේ සමාජන මිල	ඉහළම මිල	පහළම මිල	සතිය තුළදී මිල වෙනස් වීම	ගනුදෙනු ප්‍රමාණය	කොටස් ප්‍රමාණය	පිරිවැටුම	සති 52 තුළ ඉහළම මිල	සති 52 තුළ පහළම මිල
கம்பனி பெயர்	முன்னைய வார இறுதி நிறைவு விலை	இவ்வார இறுதி நிறைவு விலை	உயர்ந்த விலை	குறைந்த விலை	வாரத்தின் விலை அசைவு	வியாபார அளவுகள்	பங்குகளின் அளவு	புரள்வு	52வார உயர் விலை	52வார குறைந்த விலை

MANUFACTURING

DIRI SAVI BOARD

ALUMEX PLC	19.00	19.00	19.40	18.80	0.00	100	195,783	3,734,556.20	22.00	15.20
BOGALA GRAPHITE	11.20	11.30	12.00	11.30	0.10	9	3,309	38,188.30	18.20	11.00

DEFAULT

BLUE DIAMONDS	0.90	0.90	1.00	0.70	0.00	90	2,201,556	1,718,486.50	2.90	0.70
BLUE DIAMONDS[NON-VOTING]	0.30	0.30	0.40	0.30	0.00	33	253,514	80,455.30	1.00	0.30
LANKA CEMENT	4.10	4.70	4.70	4.00	0.60	28	19,243	84,297.00	8.50	4.00

MOTORS

MAIN BOARD

AUTODROME	69.90	70.00	70.50	67.00	0.10	44	4,979	348,208.00	98.90	60.00
C M HOLDINGS	70.20	74.90	76.00	70.00	4.70	35	6,773	498,418.90	104.00	69.00
DIMO	563.50	559.90	560.00	542.00	(3.60)	27	5,314	2,970,210.30	790.00	535.20
LANKA ASHOK	1,062.00	1,062.00	1,062.00	1,062.00	0.00	1	5	5,310.00	1,548.00	1,006.00
UNITED MOTORS	79.00	78.00	79.00	76.10	(1.00)	53	94,316	7,359,322.30	99.80	76.10

OIL PALMS

MAIN BOARD

BUKIT DARAH	241.70	260.20	290.00	249.20	18.50	30	1,338	342,117.50	394.90	241.00
GOOD HOPE	1,550.00	1,550.00	1,544.90	1,500.00	0.00	3	3	4,589.80	1,689.90	1,100.10
INDO MALAY	1,429.60	1,429.60	1,429.60	1,429.60	0.00	1	1	1,429.60	1,999.90	1,100.00
SELINSING	1,449.90	1,449.90	1,440.00	1,100.10	0.00	7	14	17,220.80	1,650.00	1,020.00
SHALIMAR	1,726.60	1,726.60	1,726.60	1,552.00	0.00	6	6	10,180.80	2,750.00	1,500.00

POWER AND ENERGY

MAIN BOARD

LANKA IOC	28.70	29.00	29.50	27.70	0.30	120	67,191	1,935,032.20	42.90	27.70
LAUGFS GAS	28.00	28.10	29.80	27.80	0.10	136	31,181	886,013.60	45.50	27.60
LAUGFS GAS[NON-VOTING]	24.00	24.80	25.00	24.00	0.80	38	21,093	510,609.90	42.00	24.00
LOTUS HYDRO	5.20	4.80	5.50	4.80	(0.40)	23	10,109	49,729.00	7.60	4.80
PANASIAN POWER	2.80	3.00	3.00	2.50	0.20	103	2,376,363	6,848,345.50	3.60	2.50
RESUS ENERGY	18.50	19.00	19.00	18.50	0.50	7	5,302	99,238.00	25.00	18.00
VALLIBEL	7.20	7.10	7.20	6.90	(0.10)	230	700,305	4,916,958.50	9.70	6.90
VIDULLANKA	5.00	5.20	5.40	5.10	0.20	11	202,546	1,033,242.40	6.20	0.00

DIRI SAVI BOARD

MACKWOODS ENERGY	2.40	2.40	2.70	2.30	0.00	13	73,440	176,256.80	4.30	2.30
------------------	------	------	------	------	------	----	--------	------------	------	------

PLANTATIONS

MAIN BOARD

BALANGODA	11.40	12.90	13.00	10.60	1.50	103	123,500	1,577,815.90	18.20	10.60
BOGAWANTALAWA	7.90	7.90	8.40	7.90	0.00	14	12,758	105,997.00	11.70	7.60
HORANA	15.60	16.50	16.90	15.00	0.90	49	61,055	952,395.70	25.00	15.00
KAHAWATTE	34.50	37.30	37.30	33.70	2.80	13	1,270	45,646.50	39.80	27.40
KEGALLE	58.90	52.00	55.90	52.00	(6.90)	25	4,120	218,545.00	72.50	45.00
KELANI VALLEY	72.90	82.00	82.00	57.00	9.10	25	2,081	158,836.40	82.00	48.70
KOTAGALA	10.00	10.10	10.90	10.00	0.10	26	5,343	54,752.50	23.00	8.80
MADULSIMA	4.80	5.10	6.20	5.00	0.30	118	115,274	633,493.60	8.80	4.70
MASKELIYA	7.30	7.70	7.80	6.00	0.40	32	21,442	147,786.70	9.80	6.00
NAMUNUKULA	82.50	74.00	83.70	71.30	(8.50)	24	715	53,246.80	87.00	55.00
TALAWAKELLE	31.70	32.00	33.00	31.70	0.30	49	1,172	37,783.10	39.30	29.50
WATAWALA	23.50	24.40	24.50	23.50	0.90	58	110,385	2,629,918.20	24.50	17.70

DIRI SAVI BOARD

ELPITIYA	18.70	19.00	19.00	18.70	0.30	13	10,709	202,418.30	24.40	16.00
HAPUGASTENNE	16.60	21.90	22.50	20.70	5.30	11	1,255	27,083.70	22.50	14.60
UDAPUSSELLAWA	18.00	17.80	18.50	17.80	(0.20)	12	2,530	46,343.40	27.30	15.50

DEFAULT

Price changes during the week 27-03-2017 to 31-03-2017

සතිය තුළ මිල වෙනස්වීම්

வாரத்துக்கான விலை அசைவுகள்

Company Name	Prv. Week's Close Price (Rs.)	Cur. Week's Close Price (Rs.)	Highest Price (Rs.)	Lowest Price (Rs.)	Change in Price During the week(Rs.)	Trade Volume (No.)	Share Volume (No.)	Turnover (Rs.)	52 Week Highest Price(Rs.)	52 Week Lowest Price(Rs.)
සමාගමේ නම	පෙර සතියේ සමාජන මිල	මේ සතියේ සමාජන මිල	ඉහළම මිල	පහළම මිල	සතිය තුළදී මිල වෙනස් වීම	ගනුදෙනු ප්‍රමාණය	කොටස් ප්‍රමාණය	පිරිවැටුම	සති 52 තුළ ඉහළම මිල	සති 52 තුළ අවම මිල
கம்பனி பெயர்	முன்னைய வார இறுதி நிறைவு விலை	இவ்வார இறுதி நிறைவு விலை	உயர்ந்த விலை	குறைந்த விலை	வாரத்தின் விலை அசைவு	வியாபார அளவுகள்	பங்குகளின் அளவு	புரள்வு	52வார உயர் விலை	52வார குறைந்த விலை

PLANTATIONS

DEFAULT										
AGALAWATTE	16.10	17.80	18.00	17.80	1.70	2	15,274,627	274,943,266.00	24.00	16.10
MALWATTE	2.90	3.00	3.00	2.80	0.10	31	49,230	143,629.00	3.50	2.30

STORES AND SUPPLIES

MAIN BOARD										
COLOMBO CITY	700.00	700.00	750.00	690.00	0.00	92	568	398,584.70	1,075.00	600.00
HUNTERS	400.00	400.00	450.00	395.00	0.00	10	410	164,650.20	499.80	375.00

SERVICES

MAIN BOARD										
CEYLON PRINTERS	50.00	54.00	57.90	50.00	4.00	5	411	22,590.00	169.90	49.00
KALAMAZOO	804.80	804.80	810.00	665.20	0.00	4	13	9,547.20	2,400.00	665.20
LAKE HOUSE PRIN.	133.00	133.00	133.00	129.90	0.00	4	42	5,521.30	148.80	100.50
PARAGON	68.00	68.00	68.00	67.80	0.00	3	211	14,346.00	77.50	46.00

DIRI SAVI BOARD

ASIA SIYAKA	2.00	2.00	2.00	1.90	0.00	34	371,282	732,137.50	2.90	1.90
CEYLON TEA BRKRS	3.40	3.50	3.50	3.30	0.10	12	6,750	23,086.00	4.40	2.80
JOHN KEELLS	52.00	51.10	53.00	51.00	(0.90)	16	3,062	157,374.80	83.90	51.00

TELECOMMUNICATIONS

MAIN BOARD										
DIALOG	11.10	11.30	11.50	11.00	0.20	121	17,884,495	203,702,063.90	11.80	10.10
SLT	32.50	33.30	33.70	32.10	0.80	95	23,391	768,939.70	45.00	32.10

TRADING

MAIN BOARD										
BROWNS	68.00	71.00	80.00	68.10	3.00	47	23,892	1,693,718.20	102.00	68.00
C.W.MACKIE	47.00	54.70	58.70	53.80	7.70	13	1,797	98,716.30	64.00	47.00
CFT	4.60	4.60	5.00	4.10	0.00	27	21,253	97,623.40	7.00	4.00
EASTERN MERCHANT	5.00	5.00	5.30	4.90	0.00	24	37,831	196,670.80	9.10	4.80
OFFICE EQUIPMENT	50.00	56.80	56.90	56.80	6.80	5	362	20,567.80	150.00	46.20
RADIANT GEMS	22.70	22.90	23.00	22.90	0.20	2	101	2,313.00	39.60	20.00
SINGER SRI LANKA	140.00	139.90	141.00	133.00	(0.10)	83	10,190,752	1,355,511,832.90	149.90	107.00

DIRI SAVI BOARD

TESS AGRO	1.00	1.00	1.10	1.00	0.00	31	334,365	346,095.00	2.00	0.90
TESS AGRO[NON-VOTING]	0.90	1.00	1.00	0.80	0.10	20	173,345	155,996.50	1.90	0.80

Price Index by Sector - Closing Index for the week /

வீகேது வகெயன் இது டுக்ெய / துறையீதியான விலை சுட்டி - வார நிறைவில் சுட்டிகள்

	27-03-2017	28-03-2017	29-03-2017	30-03-2017	31-03-2017	52 Week High	52 Week Low
All Share Index	5,974.94	5,985.08	6,021.54	6,040.18	6,061.94	6,708.40	5,974.94
S&P SL 20	3,398.17	3,399.03	3,419.53	3,423.72	3,438.88	3,664.48	3,181.64
BANKS FINANCE AND INSURANCE	14,504.04	14,513.48	14,578.73	14,575.46	14,748.99	16,733.53	14,504.04
BEVERAGE FOOD AND TOBACCO	21,663.67	21,654.93	21,641.61	21,893.28	21,955.92	22,837.68	20,471.47
CHEMICALS AND PHARMACEUTICALS	6,090.46	6,110.93	6,127.20	6,135.03	6,068.36	7,620.81	6,068.36
CONSTRUCTION AND ENGINEERING	2,355.00	2,373.57	2,396.71	2,377.10	2,388.53	2,855.53	2,281.17
DIVERSIFIED HOLDINGS	1,497.64	1,498.52	1,518.54	1,521.51	1,519.92	1,716.84	1,497.64
FOOTWEAR AND TEXTILES	844.75	886.79	903.56	914.93	910.03	1,028.00	787.02
HEALTH CARE	933.35	932.77	964.41	950.05	959.09	1,161.78	865.06
HOTELS AND TRAVELS	2,902.88	2,897.47	2,908.69	2,907.84	2,905.54	3,226.35	2,896.08
INFORMATION TECHNOLOGY	32.76	32.76	34.33	32.76	33.32	66.19	32.76
INVESTMENT TRUSTS	10,729.46	10,734.60	11,038.32	10,919.27	10,774.61	16,808.98	10,653.09
LAND AND PROPERTY	580.22	587.43	602.91	601.44	607.36	728.55	580.22
MANUFACTURING	4,090.82	4,098.23	4,136.74	4,164.35	4,156.73	4,684.16	3,702.52
MOTORS	14,393.02	14,196.23	14,258.04	14,346.77	14,352.94	18,199.37	14,196.23
OIL PALMS	65,734.24	65,734.24	65,758.04	66,507.80	66,495.90	80,294.34	64,294.21
PLANTATIONS	672.35	677.12	686.62	685.37	690.32	716.40	613.07
POWER AND ENERGY	126.86	127.78	128.41	127.86	128.29	174.88	126.86
SERVICES	16,154.44	16,192.60	16,279.63	15,813.97	15,921.35	23,408.99	15,813.97
STORES AND SUPPLIES	28,024.59	28,024.59	28,024.59	28,024.59	28,024.59	29,014.29	23,864.91
TELECOMMUNICATIONS	166.28	170.02	167.69	168.71	170.12	190.61	162.73
TRADING	16,004.60	15,596.41	16,434.83	16,450.16	16,177.81	17,157.70	14,534.30

Trading figures for the last four weeks and previous 2 years

பட்டியல் பதி 4 னா பட்டியல் வசர் 2 பட்டியல் துறையீது பட்டியல்

கடந்த நான்கு வாரங்கள் மற்றும் கடந்த 2 வருடங்களுக்கான வியாபாரப் புள்ளிவிபரங்கள்

Previous Years

பூர்வ வசர்
கடந்த வருடங்கள்

	31-03-2017	24-03-2017	17-03-2017	10-03-2017	01-04-2016	02-04-2015
Trading Volumes						
துறையீது பூர்வ						
வியாபார அளவுகள்						
Total Turnover (Rs.)	6,064,335,618.30	4,306,740,142.90	2,754,318,661.90	3,901,281,144.30	4,144,580,790.60	2,468,750,635.80
பட்டியல் பூர்வ						
பூர்வ புள்ளி						
Share Volume (No.)	222,399,866	110,610,131	139,139,438	93,535,173	162,054,691	135,047,188
பூர்வ பூர்வ						
பூர்வ அளவு						
Trades (No.)	15,952	13,876	13,341	13,892	18,701	25,932
துறையீது பூர்வ						
வியாபாரங்கள்						
Market Days	5	5	5	5	5	4
பூர்வ பூர்வ						
பூர்வ நாட்கள்						
Averages						
பூர்வ பூர்வ						
பூர்வ பூர்வ						
Total Turnover (Rs.)	1,212,867,123.66	861,348,028.58	550,863,732.38	780,256,228.86	828,916,158.12	617,187,658.95
பூர்வ பூர்வ						
பூர்வ பூர்வ						
Share Volume (No.)	44,479,973	22,122,026	27,827,888	18,707,035	32,410,938	33,761,797
பூர்வ பூர்வ						
பூர்வ அளவு						
Trades (No.)	3,190	2,775	2,668	2,778	3,740	6,483
துறையீது பூர்வ						
வியாபாரங்கள்						

Contribution of top 10 securities to the change of ASPI for the week / සියලු 26 කොටස් මිල දර්ශකයේ වෙනස් වීම සඳහා ඉහළම දායකත්වය දැක්වූ සුරැකුම්පත් 10 / අපවිෂ්
 இன் வாரத்துக்கான அசைவிற்கு பங்களிப்பு வழங்கிய முதல் 10 சிறந்த பிணையங்கள்

Company ID	Company Name	Points
සමාගමේ සංකේතය	සමාගමේ නම	ලකුණු
கம்பனி குறியீடு	கம்பனி பெயர்	புள்ளிகள்
NEST	NESTLE	10.92
JKH	JKH	9.47
CINS	CEYLINCO INS.	5.75
NDB	NAT. DEV. BANK	4.92
BUKI	BUKIT DARAH	4.3
DIAL	DIALOG	3.71
SLTL	SLT	3.29
ODEL	ODEL PLC	3.09
BLI	BIMPUATH FINANCE	3.03
ASIR	ASIRI	2.33

Trading Statistics on a Daily Basis / දෛනික පදනම මත ගනුදෙනු සංඛ්‍යා දත්ත / தினசரி அடிப்படையில் வியாபார புள்ளி விபரங்கள்

Current Week / මෙම සතිය තුළ / இவ்வாரம்				Current Week (Previous Year) / මෙම සතිය (පසුගිය වසරේ) / இவ்வாரம் (கடந்த வருடம்)			
Date	Turnover(Rs.)	Shares(No.)	Trades(No.)	Date	Turnover(Rs.)	Shares(No.)	Trades(No.)
දිනය	පිරිවැටුම	කොටස් සංඛ්‍යාව	ගනුදෙනු සංඛ්‍යාව	දිනය	පිරිවැටුම	කොටස් සංඛ්‍යාව	ගනුදෙනු සංඛ්‍යාව
திகதி	புள்ளவு	பங்குகள்	வியாபாரம்	திகதி	புள்ளவு	பங்குகள்	வியாபாரம்
27-03-2017	429,055,130.10	22,584,858	2,171	28-03-2016	397,428,951.30	17,147,913	3,131
28-03-2017	2,324,789,329.90	73,178,666	3,314	29-03-2016	273,599,064.70	8,430,330	3,634
29-03-2017	388,470,579.80	44,866,279	3,626	30-03-2016	769,502,648.00	35,830,318	3,539
30-03-2017	1,179,268,388.30	26,932,935	2,984	31-03-2016	690,946,253.90	25,959,218	4,106
31-03-2017	1,742,752,190.20	54,837,128	3,857	01-04-2016	2,013,103,872.70	74,686,912	4,291

Crossings for the week / සතිය තුළ සාකච්ඡා කළ ගනුදෙනු / வாரத்தில் சந்திப்பு பலகையில் பரிமாற்றப்பட்டவை

Trade Date	Company Name	Price (Rs.)	Quantity	Turnover (Rs.)
ගනුදෙනු දිනය	සමාගමේ නම	මිල	ප්‍රමාණය	පිරිවැටුම
வியாபாரத் திகதி	கம்பனி பெயர்	விலை	அளவு	புள்ளவு
27-MAR-17	JKH	134.90	234,400	31,620,560.00
28-MAR-17	BIMPUATH FINANCE	55.00	1,600,000	88,000,000.00
28-MAR-17	BIMPUATH FINANCE	55.00	1,600,000	88,000,000.00
28-MAR-17	HNB	190.00	150,264	28,550,160.00
28-MAR-17	JKH	134.00	500,000	67,000,000.00
28-MAR-17	JKH	134.00	500,000	67,000,000.00
28-MAR-17	JKH	134.00	670,000	89,780,000.00
29-MAR-17	JKH	137.00	367,382	50,331,334.00
30-MAR-17	JKH	137.00	245,764	33,669,668.00
30-MAR-17	JKH	137.00	414,404	56,773,348.00
30-MAR-17	JKH	137.00	495,178	67,839,386.00
30-MAR-17	JKH	137.00	498,116	68,241,892.00
30-MAR-17	JKH	137.00	1,105,348	151,432,676.00
30-MAR-17	JKH	137.00	2,044,940	280,156,780.00
30-MAR-17	CHEVRON	168.50	207,000	34,879,500.00
31-MAR-17	ACCESS ENG SL	26.50	5,000,000	132,500,000.00
31-MAR-17	COMMERCIAL BANK	129.80	500,000	64,900,000.00
31-MAR-17	DFCC BANK PLC	120.00	628,560	75,427,200.00
31-MAR-17	DFCC BANK PLC	161.00	924,855	148,901,655.00
31-MAR-17	LANKA IOC	36.50	687,906	25,108,569.00
31-MAR-17	SANASA DEV. BANK	105.00	286,292	30,060,660.00
31-MAR-17	SUNSHINE HOLDING	50.00	2,794,495	139,724,750.00
31-MAR-17	SUNSHINE HOLDING	50.00	12,055,505	602,775,250.00
31-MAR-17	UNION BANK	20.40	4,753,602	96,973,480.80

Sector Wise Top 5 Gainers for the week / සති 5 තුළ ඉහළ මිල ගණන් වාර්තා කළ සමාගම් අතර ප්‍රමුඛතම සමාගම් 05 (ක්ෂේත්‍ර වශයෙන්) / வாரத்தின் துறையடிப்படையில் முதல் 5 சிறந்த ஆதாயமீட்டிய பிணையங்கள்

BANKS FINANCE AND INSURANCE

Company Name	Current Close Price (Rs.)	Previous Close Price (Rs.)	Change (%)
සමාගමේ නම	වත්මන් සමාජීන මිල	පෙර සමාජීන මිල	වෙනස %
கம்பனி பெயர்	தற்போதைய நிறைவு விலை	முன்னைய நிறைவு விலை	அசைவு %
PEOPLE'S MERCH	13.90	10.70	29.91
BIMPUATH FINANCE	59.30	47.00	26.17
ASIA CAPITAL	7.30	6.00	21.67
AMANA TAKAFUL (+)	0.80	0.70	14.29
NATION LANKA	1.00	0.90	11.11

BEVERAGE FOOD AND TOBACCO

Company Name	Current Close Price (Rs.)	Previous Close Price (Rs.)	Change (%)
සමාගමේ නම	වත්මන් සමාජීන මිල	පෙර සමාජීන මිල	වෙනස %
கம்பனி பெயர்	தற்போதைய நிறைவு விலை	முன்னைய நிறைவு விலை	அசைவு %
TEA SMALLHOLDER	24.00	22.00	9.09
HVA FOODS	4.10	3.80	7.89
THREE ACRE FARMS (+)	128.30	122.40	4.82
NESTLE (+)	2,089.30	2,000.00	4.47
RENUKA AGRI	2.80	2.70	3.70

CONSTRUCTION AND ENGINEERING

Company Name	Current Close Price (Rs.)	Previous Close Price (Rs.)	Change (%)
සමාගමේ නම	වත්මන් සමාජීන මිල	පෙර සමාජීන මිල	වෙනස %
கம்பனி பெயர்	தற்போதைய நிறைவு விலை	முன்னைய நிறைவு விலை	அசைவு %
LANKEM DEV.	2.60	2.30	13.04
MTD WALKERS	35.00	33.20	5.42
DOCKYARD (+)	76.00	72.50	4.83
ACCESS ENG SL	23.80	23.70	0.42

CHEMICALS AND PHARMACEUTICALS

Company Name	Current Close Price (Rs.)	Previous Close Price (Rs.)	Change (%)
සමාගමේ නම	වත්මන් සමාජීන මිල	පෙර සමාජීන මිල	වෙනස %
கம்பனி பெயர்	தற்போதைய நிறைவு விலை	முன்னைய நிறைவு விலை	அசைவு %
MULLERS	1.10	1.00	10.00
CIC[CIC.X0000]	62.40	60.20	3.65
INDUSTRIAL ASPH.	305.40	300.00	1.80
HAYCARB	151.00	150.00	0.67
CHEMANEX	55.00	54.80	0.36

DIVERSIFIED HOLDINGS

Company Name	Current Close Price (Rs.)	Previous Close Price (Rs.)	Change (%)
සමාගමේ නම	වත්මන් සමාජීන මිල	පෙර සමාජීන මිල	වෙනස %
கம்பனி பெயர்	தற்போதைய நிறைவு விலை	முன்னைய நிறைவு விலை	அசைவு %
BROWNS CAPITAL	1.50	0.90	66.67
ADAM INVESTMENTS (+)	0.60	0.50	20.00
TAPROBANE	4.00	3.50	14.29
BROWNS INVSTMNTS	1.40	1.30	7.69
C T HOLDINGS	148.90	145.00	2.69

FOOTWEAR AND TEXTILES

Company Name	Current Close Price (Rs.)	Previous Close Price (Rs.)	Change (%)
සමාගමේ නම	වත්මන් සමාජීන මිල	පෙර සමාජීන මිල	වෙනස %
கம்பனி பெயர்	தற்போதைய நிறைவு விலை	முன்னைய நிறைவு விலை	அசைவு %
ODEL PLC	25.00	20.00	25.00
HAYLEYS FABRIC	13.60	13.40	1.49

HOTELS AND TRAVELS

Company Name	Current Close Price (Rs.)	Previous Close Price (Rs.)	Change (%)
සමාගමේ නම	වත්මන් සමාජීන මිල	පෙර සමාජීන මිල	වෙනස %
கம்பனி பெயர்	தற்போதைய நிறைவு விலை	முன்னைய நிறைவு விலை	அசைவு %
BANSEI RESORTS	8.50	7.10	19.72
ANILANA HOTELS	1.30	1.10	18.18
CITRUS KALPITIYA	2.70	2.30	17.39
BROWNS BEACH	21.30	19.10	11.52
TANGERINE	59.50	54.00	10.19

HEALTH CARE

Company Name	Current Close Price (Rs.)	Previous Close Price (Rs.)	Change (%)
සමාගමේ නම	වත්මන් සමාජීන මිල	පෙර සමාජීන මිල	වෙනස %
கம்பனி பெயர்	தற்போதைய நிறைவு விலை	முன்னைய நிறைவு விலை	அசைவு %
DURDANS	90.00	84.20	6.89
LANKA HOSPITALS (+)	61.50	59.00	4.24
ASIRI	25.80	24.90	3.61
NAWALOKA	4.70	4.60	2.17

INVESTMENT TRUSTS

Company Name	Current Close Price (Rs.)	Previous Close Price (Rs.)	Change (%)
සමාගමේ නම	වත්මන් සමාජීන මිල	පෙර සමාජීන මිල	වෙනස %
கம்பனி பெயர்	தற்போதைய நிறைவு விலை	முன்னைய நிறைவு விலை	அசைவு %
LANKA CENTURY	10.50	9.90	6.06
GUARDIAN CAPITAL	27.50	26.50	3.77
ASCOT HOLDINGS	23.00	22.50	2.22
RENUKA HOLDINGS[RHL.X0000]	14.60	14.30	2.10
CFI	66.00	65.00	1.54

LAND AND PROPERTY

Company Name	Current Close Price (Rs.)	Previous Close Price (Rs.)	Change (%)
සමාගමේ නම	වත්මන් සමාජීන මිල	පෙර සමාජීන මිල	වෙනස %
கம்பனி பெயர்	தற்போதைய நிறைவு விலை	முன்னைய நிறைவு விலை	அசைவு %
KELSEY	50.00	38.30	30.55
EQUITY TWO PLC	59.70	55.90	6.80
CARGO BOAT	82.30	78.00	5.51
PDL (+)	82.50	78.90	4.56
EAST WEST	14.10	13.50	4.44

MANUFACTURING

Company Name	Current Close Price (Rs.)	Previous Close Price (Rs.)	Change (%)
සමාගමේ නම	වත්මන් සමාජීන මිල	පෙර සමාජීන මිල	වෙනස %
கம்பனி பெயர்	தற்போதைய நிறைவு விலை	முன்னைய நிறைவு விலை	அசைவு %
LAXAPANA	11.50	9.70	18.56
LANKA CEMENT (+)	4.70	4.10	14.63
PRINTCARE PLC	34.60	30.90	11.97
SAMSON INTERNAT.	98.90	90.00	9.89
LANKA ALUMINIUM	67.80	62.00	9.35

MOTORS

Company Name	Current Close Price (Rs.)	Previous Close Price (Rs.)	Change (%)
සමාගමේ නම	වත්මන් සමාජීන මිල	පෙර සමාජීන මිල	වෙනස %
கம்பனி பெயர்	தற்போதைய நிறைவு விலை	முன்னைய நிறைவு விலை	அசைவு %
C M HOLDINGS	74.90	70.20	6.70
AUTODROME	70.00	69.90	0.14

OIL PALMS

Company Name	Current Close Price (Rs.)	Previous Close Price (Rs.)	Change (%)
සමාගමේ නම	වත්මන් සමාජීන මිල	පෙර සමාජීන මිල	වෙනස %
கம்பனி பெயர்	தற்போதைய நிறைவு விலை	முன்னைய நிறைவு விலை	அசைவு %
BUKIT DARAH	260.20	241.70	7.65

POWER AND ENERGY

Company Name	Current Close Price (Rs.)	Previous Close Price (Rs.)	Change (%)
සමාගමේ නම	වත්මන් සමාජීන මිල	පෙර සමාජීන මිල	වෙනස %
கம்பனி பெயர்	தற்போதைய நிறைவு விலை	முன்னைய நிறைவு விலை	அசைவு %
PANASIAN POWER	3.00	2.80	7.14
VIDULLANKA	5.20	5.00	4.00
LAUGFS GAS[LGL.X0000]	24.80	24.00	3.33
RESUS ENERGY	19.00	18.50	2.70
LANKA IOC	29.00	28.70	1.05

PLANTATIONS

Company Name	Current Close Price (Rs.)	Previous Close Price (Rs.)	Change (%)
සමාගමේ නම	වත්මන් සමාජීන මිල	පෙර සමාජීන මිල	වෙනස %
கம்பனி பெயர்	தற்போதைய நிறைவு விலை	முன்னைய நிறைவு விலை	அசைவு %
HAPUGASTENNE (+)	21.90	16.60	31.93
BALANGODA (+)	12.90	11.40	13.16
KELANI VALLEY (+)	82.00	72.90	12.48
AGALAWATTE (+)	17.80	16.10	10.56
KAHAWATTE (+)	37.30	34.50	8.12

SERVICES

Company Name	Current Close Price (Rs.)	Previous Close Price (Rs.)	Change (%)
සමාගමේ නම	වත්මන් සමාජීන මිල	පෙර සමාජීන මිල	වෙනස %
கம்பனி பெயர்	தற்போதைய நிறைவு விலை	முன்னைய நிறைவு விலை	அசைவு %
CEYLON PRINTERS	54.00	50.00	8.00
CEYLON TEA BRKRS	3.50	3.40	2.94

TELECOMMUNICATIONS

Company Name	Current Close Price (Rs.)	Previous Close Price (Rs.)	Change (%)
සමාගමේ නම	වත්මන් සමාජීන මිල	පෙර සමාජීන මිල	වෙනස %
கம்பனி பெயர்	தற்போதைய நிறைவு விலை	முன்னைய நிறைவு விலை	அசைவு %
SLT (+)	33.30	32.50	2.46
DIALOG (+)	11.30	11.10	1.80

TRADING

Company Name	Current Close Price (Rs.)	Previous Close Price (Rs.)	Change (%)
සමාගමේ නම	වත්මන් සමාජීන මිල	පෙර සමාජීන මිල	වෙනස %
கம்பனி பெயர்	தற்போதைய நிறைவு விலை	முன்னைய நிறைவு விலை	அசைவு %
C.W.MACKIE	54.70	47.00	16.38
OFFICE EQUIPMENT	56.80	50.00	13.60
TESS AGRO[TESS.X0000]	1.00	0.90	11.11
BROWNS	71.00	68.00	4.41
RADIANT GEMS	22.90	22.70	0.88

Sector Wise Top 5 Losers for the week / මිල ගණන් පහළ ගිය සමාගම් අතර ප්‍රමුඛතම සමාගම් 05 (ක්වේත වැයෙහි) / வாரத்தில் துறையடிப்படையில் முதல் 5 மதிப்பிழந்த பிணையங்கள்

BANKS FINANCE AND INSURANCE				BEVERAGE FOOD AND TOBACCO			
Company Name	Current Close Price (Rs.)	Previous Close Price (Rs.)	Change (%)	Company Name	Current Close Price (Rs.)	Previous Close Price (Rs.)	Change (%)
සමාගමේ නම	වත්මන් සමාජීන මිල	පෙර සමාජීන මිල	වෙනස %	සමාගමේ නම	වත්මන් සමාජීන මිල	පෙර සමාජීන මිල	වෙනස %
கம்பனி பெயர்	தற்போதைய நிறைவு விலை	முன்னைய நிறைவு விலை	அசைவு %	கம்பனி பெயர்	தற்போதைய நிறைவு விலை	முன்னைய நிறைவு விலை	அசைவு %
S M B LEASING(SEMB.X0000) (+)	0.20	0.30	(33.33)	KOTMALE HOLDINGS	90.40	101.00	(10.50)
SWARNAMAHAL FIN	0.70	0.80	(12.50)	CONVENIENCE FOOD	310.00	329.80	(6.00)
ARPICO INSURANCE (+)	12.40	13.50	(8.15)	LUCKY LANKA	1.80	1.90	(5.26)
SOFTLOGIC CAP	4.70	5.00	(6.00)	BAIRAHA FARMS	160.20	161.00	(0.50)
UNION ASSURANCE (+)	142.00	150.00	(5.33)	CEYLON TOBACCO (+)	870.90	872.50	(0.18)
CHEMICALS AND PHARMACEUTICALS				DIVERSIFIED HOLDINGS			
Company Name	Current Close Price (Rs.)	Previous Close Price (Rs.)	Change (%)	Company Name	Current Close Price (Rs.)	Previous Close Price (Rs.)	Change (%)
සමාගමේ නම	වත්මන් සමාජීන මිල	පෙර සමාජීන මිල	වෙනස %	සමාගමේ නම	වත්මන් සමාජීන මිල	පෙර සමාජීන මිල	වෙනස %
கம்பனி பெயர்	தற்போதைய நிறைவு விலை	முன்னைய நிறைவு விலை	அசைவு %	கம்பனி பெயர்	தற்போதைய நிறைவு விலை	முன்னைய நிறைவு விலை	அசைவு %
PC PHARMA	0.30	0.40	(25.00)	ADAM CAPITAL	0.90	1.00	(10.00)
MORISONS	340.00	360.00	(5.56)	FORT LAND	18.10	19.10	(5.24)
LANKEM CEYLON	44.00	46.00	(4.35)	MELSTACORP	59.20	62.00	(4.52)
				AITKEN SPENCE	56.20	58.60	(4.10)
				SUNSHINE HOLDING	46.10	46.80	(1.50)
FOOTWEAR AND TEXTILES				HOTELS AND TRAVELS			
Company Name	Current Close Price (Rs.)	Previous Close Price (Rs.)	Change (%)	Company Name	Current Close Price (Rs.)	Previous Close Price (Rs.)	Change (%)
සමාගමේ නම	වත්මන් සමාජීන මිල	පෙර සමාජීන මිල	වෙනස %	සමාගමේ නම	වත්මන් සමාජීන මිල	පෙර සමාජීන මිල	වෙනස %
கம்பனி பெயர்	தற்போதைய நிறைவு விலை	முன்னைய நிறைவு விலை	அசைவு %	கம்பனி பெயர்	தற்போதைய நிறைவு விலை	முன்னைய நிறைவு விலை	அசைவு %
CEYLON LEATHER	54.00	55.20	(2.17)	DOLPHIN HOTELS	31.50	34.00	(7.35)
				HOTEL SIGIRIYA	97.30	103.90	(6.35)
				TAL LANKA	21.00	22.40	(6.25)
				CITRUS WASKADUWA	3.00	3.20	(6.25)
				ROYAL PALMS	21.90	22.90	(4.37)
HEALTH CARE				INVESTMENT TRUSTS			
Company Name	Current Close Price (Rs.)	Previous Close Price (Rs.)	Change (%)	Company Name	Current Close Price (Rs.)	Previous Close Price (Rs.)	Change (%)
සමාගමේ නම	වත්මන් සමාජීන මිල	පෙර සමාජීන මිල	වෙනස %	සමාගමේ නම	වත්මන් සමාජීන මිල	පෙර සමාජීන මිල	වෙනස %
கம்பனி பெயர்	தற்போதைய நிறைவு விலை	முன்னைய நிறைவு விலை	அசைவு %	கம்பனி பெயர்	தற்போதைய நிறைவு விலை	முன்னைய நிறைவு விலை	அசைவு %
ASIRI SURG	9.20	9.70	(5.15)	RENUKA HOLDINGS	20.20	21.00	(3.81)
				CEYLON GUARDIAN	90.10	90.50	(0.44)
LAND AND PROPERTY				MANUFACTURING			
Company Name	Current Close Price (Rs.)	Previous Close Price (Rs.)	Change (%)	Company Name	Current Close Price (Rs.)	Previous Close Price (Rs.)	Change (%)
සමාගමේ නම	වත්මන් සමාජීන මිල	පෙර සමාජීන මිල	වෙනස %	සමාගමේ නම	වත්මන් සමාජීන මිල	පෙර සමාජීන මිල	වෙනස %
கம்பனி பெயர்	தற்போதைய நிறைவு விலை	முன்னைய நிறைவு விலை	அசைவு %	கம்பனி பெயர்	தற்போதைய நிறைவு விலை	முன்னைய நிறைவு விலை	அசைவு %
SERENDIB ENG.GRP	5.90	6.30	(6.35)	LANKA CERAMIC	115.00	122.00	(5.74)
YORK ARCADE	12.50	12.90	(3.10)	AGSTAR PLC	4.30	4.40	(2.27)
				CENTRAL IND.	44.00	44.70	(1.57)
				HAYLEYS FIBRE	59.30	60.00	(1.17)
				LANKA WALLTILE	93.00	94.00	(1.06)
MOTORS				POWER AND ENERGY			
Company Name	Current Close Price (Rs.)	Previous Close Price (Rs.)	Change (%)	Company Name	Current Close Price (Rs.)	Previous Close Price (Rs.)	Change (%)
සමාගමේ නම	වත්මන් සමාජීන මිල	පෙර සමාජීන මිල	වෙනස %	සමාගමේ නම	වත්මන් සමාජීන මිල	පෙර සමාජීන මිල	වෙනස %
கம்பனி பெயர்	தற்போதைய நிறைவு விலை	முன்னைய நிறைவு விலை	அசைவு %	கம்பனி பெயர்	தற்போதைய நிறைவு விலை	முன்னைய நிறைவு விலை	அசைவு %
UNITED MOTORS	78.00	79.00	(1.27)	LOTUS HYDRO	4.80	5.20	(7.69)
DIMO	559.90	563.50	(0.64)	VALLIBEL	7.10	7.20	(1.39)

PLANTATIONS

Company Name	Current Close Price (Rs.)	Previous Close Price (Rs.)	Change (%)
සමාගමේ නම	වත්මන් සමාජිත මිල	පෙර සමාජිත මිල	වෙනස %
கம்பனி பெயர்	தற்போதைய நிறைவு விலை	முன்னைய நிறைவு விலை	அசைவு %
KEGALLE	52.00	58.90	(11.71)
NAMUNUKULA	74.00	82.50	(10.30)
UDAPUSSELLAWA (+)	17.80	18.00	(1.11)

SERVICES

Company Name	Current Close Price (Rs.)	Previous Close Price (Rs.)	Change (%)
සමාගමේ නම	වත්මන් සමාජිත මිල	පෙර සමාජිත මිල	වෙනස %
கம்பனி பெயர்	தற்போதைய நிறைவு விலை	முன்னைய நிறைவு விலை	அசைவு %
JOHN KEELLS	51.10	52.00	(1.73)

TRADING

Company Name	Current Close Price (Rs.)	Previous Close Price (Rs.)	Change (%)
සමාගමේ නම	වත්මන් සමාජිත මිල	පෙර සමාජිත මිල	වෙනස %
கம்பனி பெயர்	தற்போதைய நிறைவு விலை	முன்னைய நிறைவு விலை	அசைவு %
SINGER SRI LANKA (+)	139.90	140.00	(0.07)

Closed End Fund Price changes during the week 27-03-2017 to 31-03-2017 31

ආවේණික අරමුදල් සභිය තුළ මිල වෙනස්වීම්

මුද්‍රා නීතියකරුවන් වාර්තාකරුවන් විසින් අනුමතව

Fund Name	Prv. Week's Close Price (Rs.)	Cur. Week's Close Price (Rs.)	Highest Price (Rs.)	Lowest Price (Rs.)	Change in Price During the week(Rs.)	Trade Volume (No.)	Unit Volume (No.)	Turnover (Rs.)	NAV (Rs.)
අරමුදලේ නම	පෙර සතියේ සමාජන මිල	වත්මන් සතියේ සමාජන මිල	ඉහළම මිල	පහළම මිල	සතිය තුළ මිල වෙනස්වීම	තෙදෙනු ප්‍රමාණය	ඒකක ප්‍රමාණය	පිරිවැටුම	දේශීය වත්කම් වටිනාකම
නීතියත්තින් පෙර	කැරුණු වාර නිරතුරු	වත්මන් වාර නිරතුරු	ඉහළම වාර නිරතුරු	පහළම වාර නිරතුරු	වාර්තා වත්කම අනුමතව	විකුණු වාර නිරතුරු	අලුතින් අලුතින්	මුද්‍රා	දේශීය සමාජන ප්‍රමාණය

CANDOR OPP FUND	7.60	7.40	8.10	7.40	(0.20)	3	8,118	60,146.80	9.76
NAMAL ACUITY VF	83.00	83.00	81.60	81.60	0.00	1	1	81.60	128.00

Daily Movements Corporate Debt on 31-03-2017

දිනපතා දිනට සාමාන්‍ය ණය සංචලනයන්

නීතිය නීතියානුකරුවන් කැරුණු අනුමතව

Company Name	Code	Last Traded Date	Last Traded Yield	Last Traded Price	Coupon Rate	Coupon Frequency	Issued Date	Maturity Date	Next Coupon Due Date	Credit Rating (As at date of listing)	Par Value (Rs.)
සමාගමේ නම	සංකේතය	අවසන් තෙදෙනු දින	අවසන් තෙදෙනුවේ ඵලදායීතා අගය	අවසන් කුටිනාසි තෙදෙනු මිල	කුටිනාසි අනුපාතය	වාර ගණන	නිකුත් කළ දිනය	කල්පිරෙන දිනය	මිල ගෙවිය යුතු දිනය	ණය ශ්‍රේණිය (ලැයිස්තුවෙන් වූ දිනට)	මුහුණත වටිනාකම
කම්පනී පෙර	කුරුමා	මුද්‍රා විකුණු විකුණු	මුද්‍රා විකුණු විකුණු	මුද්‍රා විකුණු විකුණු	වැට්ටුම	වැට්ටුම	වැට්ටුම	මුද්‍රා	මුද්‍රා	මුද්‍රා	මුද්‍රා

BANKS FINANCE AND INSURANCE

ALLIANCE	ALLI/BD/29/12/19-C2287-9.35			100.00	9.35	1	29/12/14	29/12/19	28/12/17		100
ALLIANCE	ALLI/BD/29/12/18-C2288-9			100.00	9	1	29/12/14	29/12/18	28/12/17		100
ALLIANCE	ALLI/BC/30/09/17B16	20-02-2017	16.01	100.00	16	2	30/09/13	30/09/17	30/06/17	BBB-	100
ALLIANCE	ALLI/BC/30/09/18C16.5	06-02-2015	9.00	122.85	16.5	2	30/09/13	30/09/18	30/06/17	BBB-	100
ALLIANCE	ALLI/BC/30/11/17F20	03-09-2014		121.00	20	12	01/12/12	30/11/17	30/04/17	BBB-	100
ALLIANCE	ALLI/BC/01/08/17B20			100.00	20	12	02/08/12	01/08/17	30/04/17	BBB-	100
ALLIANCE	ALLI/BC/31/10/17E20	23-03-2017	16.00	102.28	20	12	01/11/12	31/10/17	30/04/17	BBB-	100
ALLIANCE	ALLI/BC/02/09/17C20			100.00	20	12	03/09/12	02/09/17	30/04/17	BBB-	100
ALLIANCE	ALLI/BC/30/09/17D20			100.00	20	12	01/10/12	30/09/17	30/04/17	BBB-	100
ALLIANCE	ALLI/BC/30/09/1800D	13-11-2015	9.97	76.14		0	30/09/13	30/09/18		BBB-	100
ALLIANCE	ALLI/BC/01/07/17A20			100.00	20	12	02/07/12	01/07/17	30/04/17	BBB-	100
ARPICO	ARPI/BC/28/11/18B16.75	05-09-2014		112.00	16.75	4	29/11/13	28/11/18	30/06/17	BB-	100
ARPICO	ARPI/BC/28/11/18A16.67	26-07-2016	15.14	103.00	16.67	12	29/11/13	28/11/18	30/04/17	BB-	100
BANK OF CEYLON	BOC/BD/28/12/24-C2378			100.00	11.95	2	29/12/16	28/12/24	28/06/17		100
BANK OF CEYLON	BOC/BC/24/10/23H13.75	12-11-2015	10.02	119.74	13.75	1	25/10/13	24/10/23	24/10/17	AA	100
BANK OF CEYLON	BOC/BD/05/10/20-C2320-8.25			100.00	8.25	1	06/10/15	05/10/20	04/10/17		100
BANK OF CEYLON	BOC/BD/28/12/21-C2379			100.00	11.95	2	29/12/16	28/12/21	28/06/17		100
BANK OF CEYLON	BOC/BD/05/10/20-C2318-8			100.00	8	4	06/10/15	05/10/20	04/04/17		100
BANK OF CEYLON	BOC/BD/05/10/23-C2321			100.00	11.68	2	06/10/15	05/10/23	04/04/17		100
BANK OF CEYLON	BOC/BD/28/12/21-C2376-13.25			100.00	13.25	1	29/12/16	28/12/21	28/12/17		100
BANK OF CEYLON	BOC/BD/28/12/24-C2377-12.75			100.00	12.75	1	29/12/16	28/12/24	28/12/17		100
BANK OF CEYLON	BOC/BD/05/10/20-C2319	23-03-2017	13.13	96.00	11.68	2	06/10/15	05/10/20	04/04/17		100
BANK OF CEYLON	BOC/BC/21/09/22E7.42			100.00	12.04	2	22/09/14	21/09/22	20/09/17	AA	100
BANK OF CEYLON	BOC/BC/21/09/19C7.42			100.00	12.04	2	22/09/14	21/09/19	20/09/17	AA	100
BANK OF CEYLON	BOC/BC/21/09/22D8.25			100.00	8.25	1	22/09/14	21/09/22	20/09/17	AA	100
BANK OF CEYLON	BOC/BC/21/09/19A08	05-01-2016	9.01	96.87	8	1	22/09/14	21/09/19	20/09/17	AA	100
BANK OF CEYLON	BOC/BC/21/09/19B7.75			100.00	7.75	4	22/09/14	21/09/19	20/06/17	AA	100
BANK OF CEYLON	BOC/BC/29/11/17B14.68			100.00	12.04	2	30/11/12	29/11/17	29/05/17	AA	100
BANK OF CEYLON	BOC/BC/29/11/17A16	04-07-2016	13.00	103.39	16	1	30/11/12	29/11/17	29/11/17	AA	100
BANK OF CEYLON	BOC/BC/29/11/17C15.25			100.00	15.25	2	30/11/12	29/11/17	29/05/17	AA	100
BANK OF CEYLON	BOC/BC/24/10/18A13	20-11-2013		100.00	13	1	25/10/13	24/10/18	24/10/17	AA	100
BANK OF CEYLON	BOC/BC/24/10/18B12.6	18-12-2014	8.88	111.85	12.6	2	25/10/13	24/10/18	24/04/17	AA	100
BANK OF CEYLON	BOC/BC/24/10/21E11.12			100.00	11.51	2	25/10/13	24/10/21	24/04/17	AA	100
BANK OF CEYLON	BOC/BC/24/10/18C11.12			100.00	11.51	2	25/10/13	24/10/18	24/04/17	AA	100
BANK OF CEYLON	BOC/BC/24/10/22F13.25			100.00	13.25	1	25/10/13	24/10/22	24/10/17	AA	100
BANK OF CEYLON	BOC/BC/24/10/21D13.25	15-10-2014		125.55	13.25	1	25/10/13	24/10/21	24/10/17	AA	100
BANK OF CEYLON	BOC/BD/05/10/23-C2317-9.5			100.00	9.5	1	06/10/15	05/10/23	04/10/17		100
CDB	CDB/BC/19/12/18B15.5			100.00	15.5	2	19/12/13	19/12/18	16/06/17	BBB-	100
CDB	CDB/BC/19/12/18C15	10-09-2014		110.00	15	4	19/12/13	19/12/18	17/06/17	BBB-	100

Daily Movements Corporate Debt on 31-03-2017

நிசமீத டீனெஃ சாஃமீத ஶாஃ ஃஃலெஃயன்
தீனசரி தனீயார்துறைஃ கடன்களின் அசைவுகள்

Company Name	Code	Last Traded Date	Last Traded Yield	Last Traded Price	Coupon Rate	Coupon Frequency	Issued Date	Maturity Date	Next Coupon Due Date	Credit Rating (As at date of listing)	Par Value (Rs.)
ஃமூஃமீ னமீ	ஃஃனீஃஃ	ஃஃஃஃஃ ஶுஃஃஃஃ	ஃஃஃஃஃ ஶுஃஃஃஃஃஃஃஃ	ஃஃஃஃஃ ஶுஃஃஃஃஃஃஃஃ	ஃஃஃஃஃ ஶுஃஃஃஃஃஃஃஃ	ஃஃஃஃஃ ஶுஃஃஃஃஃஃஃஃ	ஃஃஃஃஃ ஶுஃஃஃஃஃஃஃஃ	ஃஃஃஃஃ ஶுஃஃஃஃஃஃஃஃ	ஃஃஃஃஃ ஶுஃஃஃஃஃஃஃஃ	ஃஃஃஃஃ ஶுஃஃஃஃஃஃஃஃ	ஃஃஃஃஃ ஶுஃஃஃஃஃஃஃஃ
ஃஃஃஃஃ ஶுஃஃஃஃ	ஃஃஃஃஃ	ஃஃஃஃஃ ஶுஃஃஃஃஃஃஃஃ	ஃஃஃஃஃ ஶுஃஃஃஃஃஃஃஃ	ஃஃஃஃஃ ஶுஃஃஃஃஃஃஃஃ	ஃஃஃஃஃ ஶுஃஃஃஃஃஃஃஃ	ஃஃஃஃஃ ஶுஃஃஃஃஃஃஃஃ	ஃஃஃஃஃ ஶுஃஃஃஃஃஃஃஃ	ஃஃஃஃஃ ஶுஃஃஃஃஃஃஃஃ	ஃஃஃஃஃ ஶுஃஃஃஃஃஃஃஃ	ஃஃஃஃஃ ஶுஃஃஃஃஃஃஃஃ	ஃஃஃஃஃ ஶுஃஃஃஃஃஃஃஃ

BANKS FINANCE AND INSURANCE

CDB	CDB/BD/03/06/21-C2350-12.75	31-03-2017	12.79	99.82	12.75	2	03/06/16	03/06/21	01/06/17		100
CDB	CDB/BD/03/06/21-C2351			100.00	11.05	2	03/06/16	03/06/21	01/06/17		100
CDB	CDB/BC/19/12/18A16	29-08-2016	12.72	106.00	16	1	19/12/13	19/12/18	16/12/17	BBB-	100
CENTRAL FINANCE	CFIN/BC/12/12/18C13.5	30-07-2015	11.03	106.75	13.5	2	12/12/13	12/12/18	30/06/17	A+	100
CENTRAL FINANCE	CFIN/BD/01/06/20-C2302-9.52	11-08-2015	9.24	101.15	9.52	1	01/06/15	01/06/20	30/12/17		100
CENTRAL FINANCE	CFIN/BC/12/12/18D13.95	10-12-2015	9.50	111.14	13.95	1	12/12/13	12/12/18	30/12/17	A+	100
CENTRAL FINANCE	CFIN/BD/01/06/19-C2300-9			100.00	9	2	01/06/15	01/06/19	30/06/17		100
CENTRAL FINANCE	CFIN/BC/17/06/18C14.75	02-12-2014	9.00	1,172.57	14.75	4	17/06/13	17/06/18	30/06/17	A+	1,000
CENTRAL FINANCE	CFIN/BD/01/06/18-C2301-8.35			100.00	8.35	2	01/06/15	01/06/18	30/06/17		100
CENTRAL FINANCE	CFIN/BC/12/12/17B13.25	10-12-2015	8.65	108.29	13.25	2	12/12/13	12/12/17	30/06/17	A+	100
CENTRAL FINANCE	CFIN/BC/17/06/17B14.5	11-08-2015	9.04	1,091.90	14.5	4	17/06/13	17/06/17	17/06/17	A+	1,000
FIRST CAPITAL	CFVF/BC/12/03/19C14	14-08-2014		110.34	14	1	12/03/14	12/03/19	30/12/17	BBB+	100
FIRST CAPITAL	CFVF/BC/12/03/18B13.75	01-12-2014	10.00	110.10	13.75	1	12/03/14	12/03/18	30/12/17	BBB+	100
COMM LEASE & FIN	CLC/BD/21/07/20-C2310-9.75	14-10-2016	9.71	100.13	9.75	1	21/07/15	21/07/20	30/12/17		100
COM.CREDIT	COCR/BC/18/02/18A20	15-03-2016	13.00	111.76	20	4	19/02/13	18/02/18	30/06/17	BB	100
COM.CREDIT	COCR/BD/10/12/20-C2336			100.00	12.12	2	10/12/15	10/12/20	09/06/17		100
COM.CREDIT	COCR/BD/01/06/20-C2299-10.5	13-01-2017	11.22	98.00	10.5	4	01/06/15	01/06/20	30/06/17		100
COM.CREDIT	COCR/BD/10/12/20-C2335-10.4			100.00	10.4	2	10/12/15	10/12/20	09/06/17		100
COMMERCIAL BANK	COMB/BD/27/10/21-C2360-12	16-02-2017	15.98	87.17	12	2	28/10/16	27/10/21	27/04/17		100
COMMERCIAL BANK	COMB/BD/27/10/26-C2359-12.25			100.00	12.25	2	28/10/16	27/10/26	27/04/17		100
COMMERCIAL BANK	COMB/BD/08/03/26-C2342-11.25	17-03-2016	11.25	100.00	11.25	2	09/03/16	08/03/26	07/09/17		100
COMMERCIAL BANK	COMB/BD/08/03/21-C2341-10.75	09-02-2017	15.77	85.33	10.75	2	09/03/16	08/03/21	07/09/17		100
SOFTLOGIC FIN	CRL/BC/29/08/19A10	04-07-2016	14.83	88.05	10	4	29/08/14	29/08/19	30/06/17	AAA	100
SOFTLOGIC FIN	CRL/BC/29/08/19B7.69	19-11-2014	7.53	100.48	10.22	4	29/08/14	29/08/19	30/06/17	AAA	100
DFCC BANK PLC	DFCC/BC/18/08/17C8.24			100.00	8.24	4	18/08/14	18/08/17	17/05/17	AA-	100
DFCC BANK PLC	DFCC/BD/09/11/23-C2367-12.75	29-03-2017	12.71	100.00	12.75	1	09/11/16	09/11/23	08/11/17		100
DFCC BANK PLC	DFCC/BD/09/11/21-C2366-12.15			100.00	12.15	1	09/11/16	09/11/21	08/11/17		100
DFCC BANK PLC	DFCC/BC/18/08/17B8.33	22-06-2015	8.30	100.04	8.33	2	18/08/14	18/08/17	17/08/17	AA-	100
DFCC BANK PLC	DFCC/BC/18/08/17A8.5	19-06-2015	8.30	100.34	8.5	1	18/08/14	18/08/17	16/08/17	AA-	100
DFCC BANK PLC	DFCC/BD/18/03/19-C2345-10.625			100.00	10.625	1	18/03/16	18/03/19	17/03/18		100
DFCC BANK PLC	DVBD/BD/10/06/20-C2306-9.4	19-08-2015	9.00	101.44	9.4	1	10/06/15	10/06/20	09/06/17		100
DFCC BANK PLC	DVBD/BD/10/06/20-C2305-9.1			100.00	9.1	1	10/06/15	10/06/20	09/06/17		100
FC TREASURIES	FCT/BD/06/02/20-C2295-9.5	17-06-2016	10.50	97.02	9.5	1	06/02/15	06/02/20	30/12/17		100
HDFC	HDFC/BC/23/10/18C15.5	12-07-2016	240.18	10.00	15.5	1	24/10/13	23/10/18	30/12/17	BBB	100
HDFC	HDFC/BD/20/11/20-C2332			100.00	13.11	4	20/11/15	20/11/20	17/05/17		100
HDFC	HDFC/BD/20/11/25-C2330-12			100.00	12	1	20/11/15	20/11/25	18/11/17		100
HDFC	HDFC/BD/20/11/20-C2331-10.5			100.00	10.5	2	20/11/15	20/11/20	18/05/17		100
HDFC	HDFC/BC/23/10/17B15	07-02-2017	11.98	102.00	15	4	24/10/13	23/10/17	30/06/17	BBB	100
HNB	HNB/BD/14/12/24-C2275-8.33			100.00	8.33	2	15/12/14	14/12/24	30/06/17		100
HNB	HNB/BD/01/11/23-C2361-13	29-03-2017	12.96	100.00	13	1	01/11/16	01/11/23	31/10/17		100
HNB	HNB/BC/12/06/18A14	11-08-2015	8.64	112.90	14	1	13/06/13	12/06/18	10/06/17	A+	100
HNB	HNB/BD/14/12/19-C2274-7.75	18-02-2016	11.38	89.00	7.75	2	15/12/14	14/12/19	30/06/17		100
HNB	HNB/BC/29/08/23A08	31-12-2014	14.18	70.13	8	1	30/08/13	29/08/23	29/08/17	AA-	100
HNB	HNB/BD/28/03/21-C2346-	30-03-2017	12.93	95.00	11.25	1	28/03/16	28/03/21	24/03/18		100

Daily Movements Corporate Debt on 31-03-2017

நிசமீத டீனெஃ சாஃமீத ஶாஃ ஃஃலெஃயன்
 தினசரி தனியாஃ்துறஃக் கஃடன்களின் அஃசஃவுகள்

Company Name	Code	Last Traded Date	Last Traded Yield	Last Traded Price	Coupon Rate	Coupon Frequency	Issued Date	Maturity Date	Next Coupon Due Date	Credit Rating (As at date of listing)	Par Value (Rs.)
ஃஃஃஃஃஃ ஃஃஃ	ஃஃஃஃஃஃ	ஃஃஃஃஃஃ	ஃஃஃஃஃஃ	ஃஃஃஃஃஃ	ஃஃஃஃஃஃ	ஃஃஃஃஃஃ	ஃஃஃஃஃஃ	ஃஃஃஃஃஃ	ஃஃஃஃஃஃ	ஃஃஃஃஃஃ	ஃஃஃஃஃஃ
ஃஃஃஃஃஃ ஃஃஃஃஃஃ	ஃஃஃஃஃஃ	ஃஃஃஃஃஃ	ஃஃஃஃஃஃ	ஃஃஃஃஃஃ	ஃஃஃஃஃஃ	ஃஃஃஃஃஃ	ஃஃஃஃஃஃ	ஃஃஃஃஃஃ	ஃஃஃஃஃஃ	ஃஃஃஃஃஃ	ஃஃஃஃஃஃ

BANKS FINANCE AND INSURANCE

HNB	HNB/BD/01/11/21-C2362-11.75			100.00	11.75	1	01/11/16	01/11/21	31/10/17		100
HNB	HNB/BD/14/12/17-C2272-6.88	24-01-2017	16.97	92.00	6.88	2	15/12/14	14/12/17	30/06/17		100
HNB	HNB/BC/04/09/21A11.5			100.00	11.5	2	05/09/11	04/09/21	30/06/17	A+	100
HNB	HNB/BC/31/07/22B16.75			100.00	16.75	1	01/08/07	31/07/22	29/06/17	A+	100
HNB	HNB/BC/31/07/17A16			100.00	16	1	01/08/07	31/07/17	29/06/17	A+	100
HNB	HNB/BC/31/03/2100E			20.90		0	25/05/07	31/03/21			100
HNB	HNB/BC/31/03/2400F			14.68		0	07/06/07	31/03/24			100
LB FINANCE	LFIN/BC/28/11/18A14	29-03-2016	13.11	102.00	14	12	29/11/13	28/11/18	30/04/17	BBB+	100
LB FINANCE	LFIN/BC/28/11/18C15	24-03-2016	13.08	104.00	15	1	29/11/13	28/11/18	30/12/17	BBB+	100
LB FINANCE	LFIN/BC/28/11/18B14.5	11-08-2015	9.79	112.98	14.5	2	29/11/13	28/11/18	30/06/17	BBB+	100
LOLC FINANCE	LOFC/BD/25/01/20-C2289-9.1			100.00	9.1	2	26/01/15	25/01/20	30/06/17		100
LOLC FINANCE	LOFC/BD/25/01/20-C2291-9	28-03-2017	12.50	91.79	9	4	26/01/15	25/01/20	30/06/17		100
LOLC FINANCE	LOFC/BD/25/01/20-C2290-9.25			100.00	9.25	1	26/01/15	25/01/20	30/12/17		100
LOLC	LOLC/BD/24/11/19-C2269-9	28-03-2017	12.50	92.21	9	4	24/11/14	24/11/19	30/06/17		100
MERCHANT BANK	MBSL/BD/12/11/19-C2266-9	22-06-2015	9.75	97.35	9	1	13/11/14	12/11/19	30/12/17		100
MERCHANT BANK	MBSL/BD/12/11/19-C2267-8.75			100.00	8.75	2	13/11/14	12/11/19	30/06/17		100
MERCHANT BANK	MBSL/BC/27/03/18C16.7	23-03-2016	15.52	102.00	16.7	4	28/03/13	27/03/18	30/06/17	AA-	100
MERCHANT BANK	MBSL/BC/16/12/17C13.5			100.00	13.5	4	17/12/13	16/12/17	30/06/17	AA-	100
MERCHANT BANK	MBSL/BC/16/12/17D13.25	29-01-2015	8.88	111.04	13.25	12	17/12/13	16/12/17	30/04/17	AA-	100
MERCHANT BANK	MBSL/BC/16/12/17A14.25	04-05-2016	12.25	102.62	14.25	1	17/12/13	16/12/17	16/12/17	AA-	100
MERCHANT BANK	MBSL/BC/27/03/18D16.5	05-07-2016	15.83	101.00	16.5	12	28/03/13	27/03/18	30/04/17	AA-	100
MERCHANT BANK	MBSL/BC/27/03/18A17.5	29-08-2016	6.93	115.18	17.5	1	28/03/13	27/03/18	30/12/17	AA-	100
MERCANTILE INV	MERC/BC/05/11/18A10.5	29-09-2016	12.12	97.10	10.5	1	05/11/14	05/11/18	04/11/17	BBB+	100
NAT. DEV. BANK	NDB/BC/19/12/25D14	07-03-2017	13.77	101.00	14	1	19/12/13	19/12/25	30/12/17	A+	100
NAT. DEV. BANK	NDB/BD/24/06/20-C2308-0			63.81	0	0	24/06/15	24/06/20			100
NAT. DEV. BANK	NDB/BD/24/06/20-C2309-9.4	02-02-2017	14.56	87.00	9.4	1	24/06/15	24/06/20	30/12/17		100
NAT. DEV. BANK	NDB/BC/19/12/18A13	28-12-2016	13.60	99.00	13	2	19/12/13	19/12/18	30/06/17	A+	100
NAT. DEV. BANK	NDB/BC/19/12/23C13.9	11-03-2015	10.78	117.05	13.9	1	19/12/13	19/12/23	30/12/17	A+	100
NAT. DEV. BANK	NDB/BC/19/12/18B13.4	27-09-2016	14.15	98.50	13.4	1	19/12/13	19/12/18	30/12/17	A+	100
NATIONS TRUST	NTB/BD/08/11/21-C2363			100.00	12.02	2	08/11/16	08/11/21	07/05/17		100
NATIONS TRUST	NTB/BD/08/11/21-C2365-12.65	02-12-2016	12.64	100.00	12.65	2	08/11/16	08/11/21	07/05/17		100
NATIONS TRUST	NTB/BD/08/11/21-C2364-12.8	29-03-2017	12.75	100.00	12.8	1	08/11/16	08/11/21	07/11/17		100
NATIONS TRUST	NTB/BC/19/12/18A13	18-06-2015	9.00	111.76	13	2	19/12/13	19/12/18	30/06/17	A-	100
PAN ASIA	PABC/BD/29/09/18-C2314			100.00	12.8275	2	29/09/15	29/09/18	27/09/17		100
PAN ASIA	PABC/BD/29/09/18-C2313-9.5			100.00	9.5	2	29/09/15	29/09/18	27/09/17		100
PAN ASIA	PABC/BC/30/10/19A9.75	31-12-2014	9.75	99.94	9.75	1	30/10/14	30/10/19	28/10/17	BBB	100
PAN ASIA	PABC/BD/29/09/19-C2311-10			100.00	10	2	29/09/15	29/09/19	27/09/17		100
PAN ASIA	PABC/BC/30/10/19B9.5233			100.00	9.5233	2	30/10/14	30/10/19	28/04/17	BBB	100
PAN ASIA	PABC/BD/29/09/19-C2312			100.00	13.3275	2	29/09/15	29/09/19	27/09/17		100
PEOPLES LEASING	PLC/BD/16/11/21-C2375-12.6	07-12-2016	12.59	100.00	12.6	2	16/11/16	16/11/21	15/05/17		100
PEOPLES LEASING	PLC/BD/12/11/19-C2322-9.6			100.00	9.6	2	13/11/15	12/11/19	11/05/17		100
PEOPLES LEASING	PLC/BD/16/11/20-C2374-12.25	02-12-2016	12.25	100.00	12.25	2	16/11/16	16/11/20	15/05/17		100
PEOPLES LEASING	PLC/BD/16/11/19-C2373-11.9			100.00	11.9	2	16/11/16	16/11/19	15/05/17		100
PEOPLES LEASING	PLC/BC/23/09/18B9.625	13-02-2015	8.35	103.84	9.625	1	24/09/14	23/09/18	30/12/17	AA-	100
PEOPLES LEASING	PLC/BD/12/11/20-C2323-9.95			100.00	9.95	1	13/11/15	12/11/20	11/11/17		100
PEOPLES LEASING	PLC/BC/23/09/17A8.75	21-11-2014	8.00	101.91	8.75	1	24/09/14	23/09/17	23/09/17	AA-	100

Daily Movements Corporate Debt on 31-03-2017

நிசமீத டீன்கு சா஁மீத ஁ய ச஁ல்கைசீ
தீனசரீ தனீயார்துறைக் கடன்களீன் அசைவுகள்

Company Name	Code	Last Traded Date	Last Traded Yield	Last Traded Price	Coupon Rate	Coupon Frequency	Issued Date	Maturity Date	Next Coupon Due Date	Credit Rating (As at date of listing)	Par Value (Rs.)
சமூகமீ ஁மீ	ச஁னீத஁	஁லீசீன் ஁னெ஁ன டீன	஁லீசீன் ஁னெ஁னலீ ஁ல்குசீன ஁ய	஁லீசீன் ஁னெ஁ன ஁ல	஁லீனானீ ஁னூசானீ	஁லீனானீ ஁ர ஁னூ	஁லீன் கல டீன	கல்கீரீன டீன	மீலக ஁லீசீ ஁ன டீன	஁ய ஁லீசீ (஁லீசீனூன ஁ டீன)	மூலக ஁லீனானீ
கம்பனீ ஁ெயர்	குறீயீடு	஁றுதீ வீய஁பார தீனம்	஁றுதீ வீலை வீனனவு	஁றுதீ வீய஁பார வீலை	வடடீவீதம்	வடடீவீத தடவைகள்	வழங்கல் தீகதீ	முதீர்வு தீகதீ	அடுத்த வடடீ நூலுவை தீகதீ	஁ர஁ம்ப கடன் தர஁படுத்தல்	முக஁ ஁ெறுமதீ

BANKS FINANCE AND INSURANCE

PEOPLES LEASING	PLC/BC/26/03/18B16.75	05-07-2016	13.09	105.50	16.75	2	27/03/13	26/03/18	30/06/17	AA-	100
PEOPLES LEASING	PLC/BC/26/03/18C17	29-08-2016	11.45	107.50	17	1	27/03/13	26/03/18	30/12/17	AA-	100
RDB	RDB/BD/29/01/20-C2293-8.71	03-12-2015	11.79	90.00	8.71	4	30/01/15	29/01/20	30/06/17		100
RDB	RDB/BD/29/01/20-C2294-8.81			100.00	8.81	2	30/01/15	29/01/20	30/06/17		100
RDB	RDB/BD/29/01/20-C2292-9			100.00	9	1	30/01/15	29/01/20	30/12/17		100
SAMPATH	SAMP/BD/10/06/21-C2352-12.75	08-07-2016	12.75	99.94	12.75	1	10/06/16	10/06/21	09/06/17		100
SAMPATH	SAMP/BD/18/11/20-C2328-9.9	18-12-2015	9.93	99.87	9.9	2	18/11/15	18/11/20	17/05/17		100
SAMPATH	SAMP/BC/04/12/18B13.4	27-09-2016	14.18	98.50	13.4	1	04/12/13	04/12/18	30/12/17	A+	100
SAMPATH	SAMP/BC/04/12/18A13	23-01-2017	14.90	97.00	13	2	04/12/13	04/12/18	30/06/17	A+	100
SAMPATH	SAMP/BD/14/12/19-C2273-8.1	07-03-2017	14.90	85.00	8.1	2	15/12/14	14/12/19	30/06/17		100
SAMPATH	SAMP/BD/10/06/21-C2353			100.00	11.62	2	10/06/16	10/06/21	08/06/17		100
SAMPATH	SAMP/BC/11/10/17B16.5	16-08-2016	14.39	102.00	16.5	1	12/10/12	11/10/17	11/10/17	A+	100
SAMPATH	SAMP/BD/18/11/20-C2329			100.00	10.81	2	18/11/15	18/11/20	17/05/17		100
SAMPATH	SAMP/BC/11/10/17A15	07-03-2017	18.61	98.00	15	12	12/10/12	11/10/17	30/04/17	A+	100
SAMPATH	SAMP/BC/11/10/17C15.44			100.00	12.7	2	12/10/12	11/10/17	30/06/17	A+	100
SAMPATH	SAMP/BD/14/12/19-C2271-8.25	12-08-2016	13.29	87.00	8.25	1	15/12/14	14/12/19	30/12/17		100
SANASA DEV. BANK	SDB/BD/31/12/18-C2340-9.9			100.00	9.9	2	31/12/15	31/12/18	30/06/17		100
SANASA DEV. BANK	SDB/BD/31/12/18-C2338-9.6			100.00	9.6	2	31/12/15	31/12/18	30/06/17		100
SANASA DEV. BANK	SDB/BD/31/12/20-C2337-10			100.00	10	2	31/12/15	31/12/20	30/06/17		100
SANASA DEV. BANK	SDB/BD/31/12/20-C2339-10.3			100.00	10.3	2	31/12/15	31/12/20	30/06/17		100
SEYLAN BANK	SEYB/BD/22/12/18-C2276-8			100.00	8	2	23/12/14	22/12/18	22/06/17		100
SEYLAN BANK	SEYB/BD/15/07/21-C2355-13	24-08-2016	12.71	101.00	13	2	15/07/16	15/07/21	13/07/17		100
SEYLAN BANK	SEYB/BC/21/02/18C14.5			100.00	14.5	12	22/02/13	21/02/18	21/04/17	BBB+	100
SEYLAN BANK	SEYB/BC/21/02/18B15	08-07-2015	12.23	106.00	15	2	22/02/13	21/02/18	21/08/17	BBB+	100
SEYLAN BANK	SEYB/BC/21/02/18A15.5	07-10-2016	9.48	107.21	15.5	1	22/02/13	21/02/18	21/02/18	BBB+	100
SEYLAN BANK	SEYB/BD/22/12/20-C2280-8.75			100.00	8.75	1	23/12/14	22/12/20	22/12/17		100
SEYLAN BANK	SEYB/BD/15/07/21-C2356			100.00	12.49	2	15/07/16	15/07/21	13/07/17		100
SEYLAN BANK	SEYB/BD/22/12/19-C2279-8.35			100.00	8.35	2	23/12/14	22/12/19	22/06/17		100
SEYLAN BANK	SEYB/BD/22/12/20-C2277-8.6	30-03-2015	9.92	94.31	8.6	2	23/12/14	22/12/20	22/06/17		100
SEYLAN BANK	SEYB/BD/22/12/19-C2278-8.6	07-01-2015	8.60	99.99	8.6	1	23/12/14	22/12/19	22/12/17		100
SEYLAN BANK	SEYB/BD/15/07/23-C2354-13.75	09-03-2017	13.74	100.00	13.75	2	15/07/16	15/07/23	13/07/17		100
SENKADAGALA	SFCL/BC/10/12/18A15	26-07-2016	14.99	100.00	15	4	11/12/13	10/12/18	09/06/17	BBB	100
SENKADAGALA	SFCL/BD/09/11/19-C2369			100.00	12.12	2	10/11/16	09/11/19	09/05/17		100
SENKADAGALA	SFCL/BD/09/11/19-C2372-13.25			100.00	13.25	2	10/11/16	09/11/19	09/05/17		100
SENKADAGALA	SFCL/BD/09/11/20-C2368-13.75	29-03-2017	13.74	100.00	13.75	2	10/11/16	09/11/20	09/05/17		100
SENKADAGALA	SFCL/BD/09/11/18-C2371-12.5	29-03-2017	13.91	98.00	12.5	2	10/11/16	09/11/18	09/05/17		100
SENKADAGALA	SFCL/BD/09/11/20-C2370			100.00	12.37	2	10/11/16	09/11/20	09/05/17		100
SENKADAGALA	SFCL/BC/27/05/17B17.25	29-08-2016	9.19	105.70	17.25	4	28/05/13	27/05/17	27/05/17	BBB+	100
SENKADAGALA	SFCL/BC/27/05/17C13.5			100.00	12.93	2	28/05/13	27/05/17	27/05/17	BBB+	100
SINGER FINANCE	SFIN/BD/17/06/20-C2307-9.95			100.00	9.95	1	17/06/15	17/06/20	30/12/17		100
SINGER FINANCE	SFIN/BC/10/09/17B14.25	19-02-2015	9.76	110.00	14.25	4	10/09/13	10/09/17	30/06/17	BBB+	100
SINGER FINANCE	SFIN/BC/10/09/18C14.5	27-07-2016	13.40	102.00	14.5	4	10/09/13	10/09/18	30/06/17	BBB+	100
SINGER FINANCE	SFIN/BD/06/04/19-C2348-11.5	02-01-2017	11.54	99.88	11.5	2	06/04/16	06/04/19	05/04/17		100
SINGER FINANCE	SFIN/BD/06/04/20-C2347-	02-09-2016	11.99	100.00	12	2	06/04/16	06/04/20	05/04/17		100

Daily Movements Corporate Debt on 31-03-2017

நிசமீத டீனெஃ சாஃமீத ஶய சஃலெஃயன்
தீனசரி தனீயார்துறஃக் கடன்களீன் அசசவுகள்

Company Name	Code	Last Traded Date	Last Traded Yield	Last Traded Price	Coupon Rate	Coupon Frequency	Issued Date	Maturity Date	Next Coupon Due Date	Credit Rating (As at date of listing)	Par Value (Rs.)
சமூஃமீ ஶமீ	சஃனீஶய	ஶலீசன் ஶுஃஃஃ டீன	ஶலீசன் ஶுஃஃஃ டீன	ஶலீசன் ஶுஃஃஃ டீன	ஶுஃஃஃ ஶுஃஃஃ ஶுஃஃஃ	ஶுஃஃஃ ஶுஃஃஃ ஶுஃஃஃ	ஶுஃஃஃ ஶுஃஃஃ ஶுஃஃஃ	ஶுஃஃஃ ஶுஃஃஃ ஶுஃஃஃ	ஶுஃஃஃ ஶுஃஃஃ ஶுஃஃஃ	ஶுஃஃஃ ஶுஃஃஃ ஶுஃஃஃ	ஶுஃஃஃ ஶுஃஃஃ ஶுஃஃஃ
கஃஃஃஃ ஶெயர்	ஶுஃஃஃஃ	ஶுஃஃஃஃ ஶுஃஃஃஃ	ஶுஃஃஃஃ ஶுஃஃஃஃ	ஶுஃஃஃஃ ஶுஃஃஃஃ	ஶுஃஃஃஃ ஶுஃஃஃஃ	ஶுஃஃஃஃ ஶுஃஃஃஃ	ஶுஃஃஃஃ ஶுஃஃஃஃ	ஶுஃஃஃஃ ஶுஃஃஃஃ	ஶுஃஃஃஃ ஶுஃஃஃஃ	ஶுஃஃஃஃ ஶுஃஃஃஃ	ஶுஃஃஃஃ ஶுஃஃஃஃ

BANKS FINANCE AND INSURANCE

SIYAPATHA FIN	SLFL/BD/20/09/21-C2357-13.5	29-03-2017	13.43	100.00	13.5	1	20/09/16	20/09/21	19/09/17		100
SIYAPATHA FIN	SLFL/BD/20/09/19-C2358-13	29-03-2017	13.91	98.00	13	1	20/09/16	20/09/19	19/09/17		100
SIYAPATHA FIN	SLFL/BD/24/12/19-C2281-8.9	02-07-2015	8.88	99.98	8.9	1	24/12/14	24/12/19	30/12/17		100
VALLIBEL FINANCE	VFIN/BD/31/03/20-C2298-10.25	20-07-2016	10.48	99.28	10.25	2	31/03/15	31/03/20	30/09/17		100
VALLIBEL FINANCE	VFIN/BC/20/02/19C15.5	24-03-2016	12.91	106.00	15.5	1	20/02/14	20/02/19	30/03/18	BB	100
VALLIBEL FINANCE	VFIN/BC/20/02/19A14.75	27-07-2016	13.81	102.00	14.75	4	20/02/14	20/02/19	30/06/17	BB	100
VALLIBEL FINANCE	VFIN/BC/20/02/19B15			100.00	15	2	20/02/14	20/02/19	30/09/17	BB	100

BEVERAGE FOOD AND TOBACCO

LION BREWERY	LION/BC/17/06/18H14	08-01-2015	8.55	1,160.48	14	4	17/06/13	17/06/18	30/06/17	AA-	1,000
LION BREWERY	LION/BC/17/06/17D13.49			1,000.00	12.38	4	17/06/13	17/06/17	17/06/17	AA-	1,000
LION BREWERY	LION/BC/17/06/18E13.79			1,000.00	12.68	4	17/06/13	17/06/18	30/06/17	AA-	1,000
LION BREWERY	LION/BD/08/12/19-C2270			100.00	7.85	2	08/12/14	08/12/19	30/09/17		100
LION BREWERY	LION/BC/17/06/17G13.75	08-01-2015	8.35	1,117.59	13.75	4	17/06/13	17/06/17	17/06/17	AA-	1,000

CONSTRUCTION AND ENGINEERING

ACCESS ENG SL	AEL/BD/18/11/20-C2324-10.25			100.00	10.25	2	18/11/15	18/11/20	17/05/17		100
ACCESS ENG SL	AEL/BD/18/11/22-C2327-10.72			100.00	10.72	2	18/11/15	18/11/22	17/05/17		100
ACCESS ENG SL	AEL/BD/17/11/23-C2325-10.95			100.00	10.95	2	18/11/15	17/11/23	17/05/17		100
ACCESS ENG SL	AEL/BD/18/11/21-C2326-10.45			100.00	10.45	2	18/11/15	18/11/21	17/05/17		100
MTD WALKERS	KAPI/BD/30/09/18-C2316-9.75			100.00	9.75	2	30/09/15	30/09/18	29/09/17		100
MTD WALKERS	KAPI/BD/30/09/20-C2315-10.25	13-11-2015	10.17	100.28	10.25	2	30/09/15	30/09/20	29/09/17		100

DIVERSIFIED HOLDINGS

DUNAMIS CAPITAL	CSEC/BD/04/12/20-C2334			100.00	12	2	04/12/15	04/12/20	02/06/17		100
DUNAMIS CAPITAL	CSEC/BC/05/08/19A12.5	28-03-2017	12.50	100.00	12.5	1	05/08/14	05/08/19	30/12/17	BBB	100
DUNAMIS CAPITAL	CSEC/BD/04/12/20-C2333-10.5	21-03-2017	12.50	94.18	10.5	2	04/12/15	04/12/20	02/06/17		100
HAYLEYS	HAYL/BD/06/03/20-C2297-7.85			100.00	7.85	2	06/03/15	06/03/20	03/09/17		100
HAYLEYS	HAYL/BD/06/03/19-C2296-7.6			100.00	7.6	2	06/03/15	06/03/19	03/09/17		100
HAYLEYS	HAYL/BD/31/05/19-C2349	23-12-2016	13.08	97.50	11.86	2	31/05/16	31/05/19	29/05/17		100
HEMAS HOLDINGS	HHL/BC/29/04/19A11	13-11-2015	10.47	101.49	11	2	29/04/14	29/04/19	30/09/17	A+	100
RICHARD PIERIS	RICH/BC/16/05/17A10.75	13-11-2015	9.97	101.06	10.75	2	16/05/14	16/05/17	16/05/17	AA-	100
RICHARD PIERIS	RICH/BC/16/05/18B11			100.00	11	2	16/05/14	16/05/18	30/09/17	AA-	100
RICHARD PIERIS	RICH/BC/16/05/19C11.25	22-03-2017	14.04	95.00	11.25	2	16/05/14	16/05/19	30/09/17	AA-	100

HEALTH CARE

NAWALOKA	NHL/BC/30/09/22E14.4			100.00	14.4	4	30/09/13	30/09/22	30/06/17	A	100
NAWALOKA	NHL/BC/30/09/23F14.45			100.00	14.45	4	30/09/13	30/09/23	30/06/17	A	100
NAWALOKA	NHL/BC/30/09/21D14.35			100.00	14.35	4	30/09/13	30/09/21	30/06/17	A	100
NAWALOKA	NHL/BC/30/09/19B14.15	16-11-2015	10.40	111.80	14.15	4	30/09/13	30/09/19	30/06/17	A	100
NAWALOKA	NHL/BC/30/09/18A14.15			100.00	14.15	4	30/09/13	30/09/18	30/06/17	A	100

INVESTMENT TRUSTS

JANASHAKTHI	JANA/BD/19/11/19-C2268-10.75	28-03-2017	12.75	95.67	10.75	1	19/11/14	19/11/19	30/12/17		100
-------------	------------------------------	------------	-------	-------	-------	---	----------	----------	----------	--	-----

PLANTATIONS

KOTAGALA	KOTA/BC/26/05/19B14.5	30-03-2016	14.48	100.00	14.5	2	27/05/14	26/05/19	30/06/17	BBB-	100
KOTAGALA	KOTA/BC/26/05/21D15	23-09-2016	14.99	100.00	15	2	27/05/14	26/05/21	30/06/17	BBB-	100
KOTAGALA	KOTA/BC/26/05/20C14.75	13-09-2016	14.74	100.00	14.75	2	27/05/14	26/05/20	30/06/17	BBB-	100
KOTAGALA	KOTA/BC/26/05/18A14.25	24-03-2016	14.23	100.00	14.25	2	27/05/14	26/05/18	30/06/17	BBB-	100

TRADING

ABANS PLC	ABNS/BC/20/12/18C14.5	15-06-2015	9.68	114.06	14.5	2	20/12/13	20/12/18	30/06/17	A-	100
ABANS PLC	ABNS/BC/20/12/17B14.25	12-10-2016	12.91	101.39	14.25	2	20/12/13	20/12/17	30/06/17	A-	100

நியமன டிவிடெண்ட் சான்றிதழ் உடனடியாக
 தினசரி தனியார்துறைக் கட்டுப்பாட்டின் அச்சுவுகள்

Company Name	Code	Last Traded Date	Last Traded Yield	Last Traded Price	Coupon Rate	Coupon Frequency	Issued Date	Maturity Date	Next Coupon Due Date	Credit Rating (As at date of listing)	Par Value (Rs.)
சமூகமே தம்	சமூகமே	சமூகமே	சமூகமே	சமூகமே	சமூகமே	சமூகமே	சமூகமே	சமூகமே	சமூகமே	சமூகமே	சமூகமே
கம்பனி பெயர்	குறியீடு	இறுதி வியாபாரத்தினம்	இறுதி வியாபார விலை	இறுதி வியாபார விலை	வட்டிவீதம்	வட்டிவீத தடவைகள்	வழங்கல் திகதி	முதிர்வு திகதி	அடுத்த வட்டி நிலுவை திகதி	ஆரம்ப கடன் தரப்படுத்தல்	முகப் பெறுமதி

TRADING

ABANS PLC	ABNS/BD/26/12/17-C2285-8.25	16-01-2015	8.50	99.35	8.25	2	26/12/14	26/12/17	23/06/17		100
ABANS PLC	ABNS/BD/26/12/19-C2286-9			100.00	9	2	26/12/14	26/12/19	23/06/17		100
ABANS PLC	ABNS/BD/26/12/18-C2284-8.5			100.00	8.5	2	26/12/14	26/12/18	23/06/17		100
SINGER SRI LANKA	SINS/BD/15/03/19-C2343			100.00	12.5	2	15/03/16	15/03/19	14/09/17		100
SINGER SRI LANKA	SINS/BD/15/03/19-C2344-10.5			100.00	10.5	2	15/03/16	15/03/19	14/09/17		100
SINGER SRI LANKA	SINS/BD/07/06/18-C2303-8.6			100.00	8.6	2	08/06/15	07/06/18	30/06/17		100
SINGER SRI LANKA	SINS/BD/22/12/17-C2282-8.25	10-02-2016	8.25	99.97	8.25	1	23/12/14	22/12/17	22/12/17		100
SINGER SRI LANKA	SINS/BD/07/06/18-C2304	10-10-2016	13.66	94.00	9.5	2	08/06/15	07/06/18	30/06/17		100

DEBT MARKET / சமூகமே / கட்டுப்பாடு

CORPORATE DEBT	TODAY	PRV.DAY
சமூகமே	சமூகமே	சமூகமே
தனியார்துறைக் கட்டுப்பாடு	இன்று	முன்னைய தினம்
		30-03-2017
VALUE OF TURNOVER(Rs.)	22,900,317	95,000
சமூகமே வரலாறு		
புரள்வின் பெறுமதி		
VOLUME OF TURNOVER (No.)	220,000	1,000
சமூகமே சமூகமே		
புரள்வின் அளவு		
TRADES (No.)	1	1
சமூகமே சமூகமே		
வியாபாரம்		

GOVT. SECURITIES	TODAY	PRV.DAY
சமூகமே	சமூகமே	சமூகமே
அரசு பிணையங்கள்	இன்று	முன்னைய தினம்
		09-07-2012
VALUE OF TURNOVER(Rs.)	0	3,000,086
சமூகமே வரலாறு		
புரள்வின் பெறுமதி		
VOLUME OF TURNOVER (No.)	0	3,325,200
சமூகமே சமூகமே		
புரள்வின் அளவு		
TRADES (No.)	0	1
சமூகமே சமூகமே		
வியாபாரம்		

Price changes during the week 27-03-2017 to 31-03-2017

37

සතිය තුළ මිල වෙනස්වීම්

வாரத்துக்கான விலை அசைவுகள்

Company Name	Prv. Week's Close Price (Rs.)	Cur. Week's Close Price (Rs.)	Highest Price (Rs.)	Lowest Price (Rs.)	Change in Price During the week(Rs.)	Trade Volume (No.)	Share Volume (No.)	Turnover (Rs.)	52 Week Highest Price(Rs.)	52 Week Lowest Price(Rs.)
සමාගමේ නම	පෙර සතියේ සමාජන මිල	මේ සතියේ සමාජන මිල	ඉහළම මිල	පහළම මිල	සතිය තුළදී මිල වෙනස්වීම	ගනුදෙනු ප්‍රමාණය	කොටස් ප්‍රමාණය	පිරිවැටුම	සති 52 තුළ ඉහළම මිල	සති 52 තුළ අවම මිල
கம்பனி பெயர்	கடந்த வார நிறைவு விலை	இவ்வார நிறைவு விலை	உயர்ந்த விலை	குறைந்த விலை	வாரத்தின் விலை அசைவு	வியாபார அளவுகள்	அலகு அளவுகள்	புரள்வு	52வார உயர் விலை	52வார குறைந்த விலை

AUTOMOBILES & COMPONENTS

MAIN BOARD

KELANI TYRES	52.20	55.00	55.00	52.20	2.80	35	13,906	757,449.80	77.40	52.20
--------------	-------	-------	-------	-------	------	----	--------	------------	-------	-------

BANKS

MAIN BOARD

COMMERCIAL BANK	132.10	130.40	132.00	128.50	(1.70)	256	2,545,157	329,730,173.80	151.90	120.10
COMMERCIAL BANK	103.00	103.10	105.50	102.30	0.10	64	59,248	6,151,755.80	120.00	102.30
DFCC BANK PLC	112.00	114.00	114.00	110.00	2.00	201	835,138	98,264,110.60	170.00	110.00
HDFC	35.30	35.90	38.00	34.50	0.60	32	13,264	469,444.80	64.00	34.00
HNB	229.50	225.30	231.00	225.00	(4.20)	48	83,118	19,010,037.90	236.50	196.50
HNB	190.00	185.00	192.00	.00	(5.00)	73	211,671	40,210,588.60	203.90	.00
NAT. DEV. BANK	127.00	139.60	139.80	127.00	12.60	203	249,497	33,344,823.40	199.90	126.90
NATIONS TRUST	73.80	74.00	74.90	73.10	0.20	40	31,409	2,312,928.50	88.90	71.20
PAN ASIA	15.20	15.40	15.60	15.00	0.20	93	93,169	1,424,536.70	27.70	14.80
SAMPATH	259.30	259.00	260.00	256.00	(0.30)	167	550,472	142,490,826.30	285.00	217.50
SANASA DEV. BANK	97.30	99.00	102.00	96.00	1.70	108	305,061	31,915,960.60	154.00	95.20
SEYLAN BANK	88.60	87.00	89.90	83.60	(1.60)	40	88,194	7,625,385.60	101.00	83.00
SEYLAN BANK	52.00	54.70	55.00	52.50	2.70	167	849,592	46,044,481.60	71.90	51.50
UNION BANK	13.50	14.20	14.50	13.30	0.70	149	2,337,520	31,722,179.20	18.90	13.10

DIRI SAVI BOARD

AMANA BANK	3.50	3.50	3.60	3.40	0.00	34	234,015	815,062.50	5.60	3.40
------------	------	------	------	------	------	----	---------	------------	------	------

CAPITAL GOODS

MAIN BOARD

ACCESS ENG SL	23.70	23.80	24.30	23.50	0.10	240	5,590,354	146,558,574.90	27.70	19.80
ACL	54.50	54.50	54.60	53.80	0.00	40	14,333	780,640.60	127.00	52.70
AITKEN SPENCE	58.60	56.20	59.40	55.00	(2.40)	42	16,877	974,094.80	86.00	55.00
ALUFAB	25.80	28.00	28.40	25.60	2.20	54	19,332	529,777.90	53.90	25.50
BROWNS	68.00	71.00	80.00	68.10	3.00	47	23,892	1,693,718.20	102.00	68.00
CENTRAL IND.	44.70	44.00	45.40	42.70	(0.70)	64	79,339	3,520,421.70	117.50	41.10
DOCKYARD	72.50	76.00	77.50	72.20	3.50	131	112,677	8,269,158.00	114.50	65.30
EXPOLANKA	6.00	6.00	6.10	6.00	0.00	40	849,139	5,096,507.20	7.70	5.60
FORT LAND	19.10	18.10	18.90	18.00	(1.00)	18	7,525	136,044.10	25.30	17.50
HAYLEYS	261.90	265.00	265.00	261.10	3.10	40	27,750	7,303,508.80	309.00	245.00
HEMAS HOLDINGS	108.00	108.70	109.90	107.60	0.70	21	420,913	45,879,183.40	110.00	79.00
JKH	134.90	137.90	139.80	133.90	3.00	589	10,459,418	*****	165.00	133.90
KELANI CABLES	115.00	117.50	124.70	112.00	2.50	9	11,682	1,347,149.70	145.00	101.00
LANKA ASHOK	1,062.00	1,062.00	1,062.00	1,062.00	0.00	1	5	5,310.00	1,548.00	1,006.00
LANKA CERAMIC	122.00	115.00	115.10	115.00	(7.00)	5	180	20,704.00	145.00	108.90

Price changes during the week 27-03-2017 to 31-03-2017

38

සරිය තුළ මිල වෙනස්වීම්

வாரத்துக்கான விலை அசைவுகள்

Company Name	Prv. Week's Close Price (Rs.)	Cur. Week's Close Price (Rs.)	Highest Price (Rs.)	Lowest Price (Rs.)	Change in Price During the week(Rs.)	Trade Volume (No.)	Share Volume (No.)	Turnover (Rs.)	52 Week Highest Price(Rs.)	52 Week Lowest Price(Rs.)
සමාගමේ නම	පෙර සතියේ සමාජන මිල	මේ සතියේ සමාජන මිල	ඉහළම මිල	පහළම මිල	සරිය තුළදී මිල වෙනස්වීම	ගනුදෙනු ප්‍රමාණය	කොටස් ප්‍රමාණය	පිරිවැටුම	සති 52 තුළ ඉහළම මිල	සති 52 තුළ අවම මිල
கம்பனி பெயர்	கடந்த வார நிறைவு விலை	இவ்வார நிறைவு விலை	உயர்ந்த விலை	குறைந்த விலை	வாரத்தின் விலை அசைவு	வியாபார அளவுகள்	அலகு அளவுகள்	புரள்வு	52வார உயர் விலை	52வார குறைந்த விலை

CAPITAL GOODS

MAIN BOARD

LANKA TILES	102.20	102.00	104.90	102.00	(0.20)	4	465	47,444.50	123.90	95.00
LANKA WALLTILE	94.00	93.00	94.90	92.30	(1.00)	25	6,355	596,846.50	119.90	92.00
LANKEM CEYLON	46.00	44.00	47.90	40.00	(2.00)	30	25,793	1,098,234.40	95.00	40.00
LAXAPANA	9.70	11.50	11.50	9.50	1.80	150	286,486	3,060,045.00	13.60	6.90
MTD WALKERS	33.20	35.00	35.90	34.00	1.80	50	56,437	1,968,087.10	48.00	31.10
OFFICE EQUIPMENT	50.00	56.80	56.90	56.80	6.80	5	362	20,567.80	150.00	46.20
RENUKA HOLDINGS	21.00	20.20	21.70	19.90	(0.80)	24	59,781	1,221,826.20	27.40	17.10
RENUKA HOLDINGS	14.30	14.60	14.60	13.70	0.30	5	1,564	22,530.60	24.00	13.30
RICHARD PIERIS	8.40	8.30	8.50	8.30	(0.10)	96	687,205	5,746,819.20	9.20	7.10
ROYAL CERAMIC	119.50	119.00	119.00	118.00	(0.50)	51	35,944	4,243,132.30	126.00	99.00
SIERRA CABL	3.00	3.00	3.10	2.90	0.00	98	263,642	790,600.30	3.80	2.80
SOFTLOGIC	12.00	11.90	12.20	11.70	(0.10)	67	158,510	1,898,020.90	15.50	11.70

DIRI SAVI BOARD

ADAM CAPITAL	1.00	.90	1.00	.90	(0.10)	34	637,640	584,640.00	2.10	.90
MACKWOODS ENERGY	2.40	2.40	2.70	2.30	0.00	13	73,440	176,256.80	4.30	2.30
SERENDIB ENG.GRP	6.30	5.90	6.30	5.00	(0.40)	13	11,000	56,782.30	11.00	5.00
VALLIBEL ONE	17.30	17.50	18.00	16.60	0.20	219	581,804	10,119,099.70	23.00	16.20

COMMERCIAL & PROFESSIONAL SERVICES

MAIN BOARD

CEYLON PRINTERS	50.00	54.00	57.90	50.00	4.00	5	411	22,590.00	169.90	49.00
KALAMAZOO	804.80	804.80	810.00	665.20	0.00	4	13	9,547.20	2,400.00	665.20
LAKE HOUSE PRIN.	133.00	133.00	133.00	129.90	0.00	4	42	5,521.30	148.80	100.50
PARAGON	68.00	68.00	68.00	67.80	0.00	3	211	14,346.00	77.50	46.00
PRINTCARE PLC	30.90	34.60	34.60	27.00	3.70	13	1,738	50,598.20	42.90	27.00

CONSUMER DURABLES & APPAREL

MAIN BOARD

ABANS	85.60	88.20	90.00	86.00	2.60	13	3,275	287,979.50	139.80	85.10
CEYLON LEATHER	55.20	54.00	58.00	53.20	(1.20)	7	2,355	127,410.00	85.00	50.10
DANKOTUWA PORCEL	5.60	6.00	6.10	5.30	0.40	262	653,452	3,896,826.50	8.70	5.30
HAYLEYS FABRIC	13.40	13.60	14.00	13.40	0.20	120	194,254	2,629,801.70	21.10	13.20
HAYLEYS FIBRE	60.00	59.30	65.00	57.60	(0.70)	159	66,184	3,947,406.50	104.50	37.00
KELSEY	38.30	50.00	50.00	40.00	11.70	50	17,144	829,860.80	64.00	34.50
LANKA CENTURY	9.90	10.50	10.80	9.90	0.60	61	117,170	1,216,080.00	13.80	9.80
RADIANT GEMS	22.70	22.90	23.00	22.90	0.20	2	101	2,313.00	39.60	20.00
REGNIS	134.50	134.90	135.00	133.50	0.40	44	12,293	1,654,543.50	176.00	131.50

Price changes during the week 27-03-2017 to 31-03-2017

39

සරිය තුළ මිල වෙනස්වීම්

வாரத்துக்கான விலை அசைவுகள்

Company Name	Prv. Week's Close Price (Rs.)	Cur. Week's Close Price (Rs.)	Highest Price (Rs.)	Lowest Price (Rs.)	Change in Price During the week(Rs.)	Trade Volume (No.)	Share Volume (No.)	Turnover (Rs.)	52 Week Highest Price(Rs.)	52 Week Lowest Price(Rs.)
සමාගමේ නම	පෙර සතියේ සමාජන මිල	මේ සතියේ සමාජන මිල	ඉහළම මිල	පහළම මිල	සරිය තුළදී මිල වෙනස්වීම	ගනුදෙනු ප්‍රමාණය	කොටස් ප්‍රමාණය	පිරිවැටුම	සති 52 තුළ ඉහළම මිල	සති 52 තුළ අවම මිල
கம்பனி பெயர்	கடந்த வார நிறைவு விலை	இவ்வார நிறைவு விலை	உயர்ந்த விலை	குறைந்த விலை	வாரத்தின் விலை அசைவு	வியாபார அளவுகள்	அலகு அளவுகள்	புரள்வு	52வார உயர் விலை	52வார குறைந்த விலை

CONSUMER DURABLES & APPAREL

MAIN BOARD

SINGER IND.	126.00	127.40	134.90	126.10	1.40	8	751	95,715.90	204.00	120.00
TEEJAY LANKA	36.00	37.00	37.50	35.90	1.00	235	1,469,795	54,215,279.40	47.80	30.50

DEFAULT

BLUE DIAMONDS	.90	.90	1.00	.70	0.00	90	2,201,556	1,718,486.50	2.90	.70
BLUE DIAMONDS	.30	.30	.40	.30	0.00	33	253,514	80,455.30	1.00	.30

CONSUMER SERVICES

MAIN BOARD

A.SPEN.HOT.HOLD.	34.00	35.20	36.80	34.00	1.20	33	168,828	6,009,747.60	64.00	34.00
AHOT PROPERTIES	55.50	55.50	56.00	52.50	0.00	25	10,061	549,848.30	63.00	46.50
BROWNS BEACH	19.10	21.30	22.50	18.00	2.20	37	25,193	505,331.30	36.50	15.00
CITRUS LEISURE	6.50	7.00	7.20	6.30	0.50	90	128,956	878,195.00	15.00	6.10
DOLPHIN HOTELS	34.00	31.50	35.80	30.00	(2.50)	20	8,027	258,261.10	54.00	30.00
EDEN HOTEL LANKA	10.50	10.90	11.00	10.00	0.40	12	5,785	59,672.40	19.80	10.00
GALADARI	9.50	9.20	9.60	9.00	(0.30)	89	134,998	1,252,773.70	12.90	8.20
HOTEL SIGIRIYA	103.90	97.30	103.90	97.10	(6.60)	12	121	11,896.30	124.90	91.00
HOTELS CORP.	19.50	19.20	19.90	17.80	(0.30)	18	10,313	196,231.50	25.70	17.00
HUNAS FALLS	48.00	46.30	47.20	41.90	(1.70)	8	1,402	64,678.90	71.80	41.90
KANDY HOTELS	5.00	5.00	5.20	4.70	0.00	57	45,669	227,441.40	8.70	4.70
KEELLS HOTELS	10.10	10.00	10.20	9.80	(0.10)	57	141,397	1,422,452.90	13.50	9.80
KINGSBURY	15.50	15.50	16.30	15.10	0.00	29	20,487	318,294.90	18.00	14.50
MAHAWELI REACH	18.50	19.00	19.00	18.50	0.50	20	4,521	85,379.20	25.00	18.00
NUWARA ELIYA	1,449.70	1,449.70	1,499.00	1,310.00	0.00	7	9	12,607.90	1,700.00	1,300.00
PALM GARDEN HOTEL	23.60	24.10	25.80	23.50	0.50	17	6,062	143,785.40	42.90	23.50
RENUKA CITY HOT.	280.00	294.50	299.00	270.00	14.50	22	722	208,364.80	374.00	270.00
SERENDIB HOTELS	24.00	23.10	28.00	23.00	(0.90)	13	1,757,500	49,180,949.50	33.00	21.80
SERENDIB HOTELS	19.50	20.00	20.00	19.90	0.50	4	4,000	79,969.90	25.00	16.60
SIGIRIYA VILLAGE	56.10	59.50	62.00	54.30	3.40	22	3,534	208,908.40	74.90	48.10
TAL LANKA	22.40	21.00	22.00	20.00	(1.40)	32	3,454	71,991.40	31.20	20.00
TANGERINE	54.00	59.50	61.00	50.10	5.50	16	470	27,419.70	74.00	50.10

DIRI SAVI BOARD

ANILANA HOTELS	1.10	1.30	1.40	1.10	0.20	77	716,212	916,122.50	3.70	1.10
BANSEI RESORTS	7.10	8.50	8.50	7.90	1.40	23	21,708	179,933.50	11.90	7.10
BERUWALA RESORTS	1.00	1.00	1.10	.90	0.00	36	280,002	277,899.60	1.70	.90
CITRUS HIKKADUWA	12.50	13.20	13.30	12.00	0.70	24	6,411	77,392.80	18.00	11.00
CITRUS KALPITIYA	2.30	2.70	2.70	2.30	0.40	190	420,973	1,084,351.30	5.60	1.70
CITRUS	3.20	3.00	3.20	2.90	(0.20)	56	82,696	247,884.50	7.30	2.90

Price changes during the week 27-03-2017 to 31-03-2017

40

සඳහා වූ මිල වෙනස්වීම්

වාර්ෂිකව පවත්වා ගන්නා වටිනාකම අනුමැතිය

Company Name	Prv. Week's Close Price (Rs.)	Cur. Week's Close Price (Rs.)	Highest Price (Rs.)	Lowest Price (Rs.)	Change in Price During the week(Rs.)	Trade Volume (No.)	Share Volume (No.)	Turnover (Rs.)	52 Week Highest Price(Rs.)	52 Week Lowest Price(Rs.)
සමාගමේ නම	පෙර සතියේ සමාජ මිල	මේ සතියේ සමාජ මිල	ඉහළම මිල	පහළම මිල	සඳහා වූ මිල වෙනස්වීම	ගනුදෙනු ප්‍රමාණය	කොටස් ප්‍රමාණය	පිරිවැටුම	සති 52 තුළ ඉහළම මිල	සති 52 තුළ අඩම මිල
කම්පනී பெயர்	கடந்த வார நிறைவு விலை	இவ்வார நிறைவு விலை	உயர்ந்த விலை	குறைந்த விலை	வாரத்தின் விலை அசைவு	வியாபார அளவுகள்	அலகு அளவுகள்	புரள்வு	52வார உயர் விலை	52வார குறைந்த விலை

CONSUMER SERVICES

DIRI SAVI BOARD

WASKADUWA										
FORTRESS RESORTS LIGHTHOUSE HOTEL MARAWILA RESORTS PEGASUS HOTELS	11.90	11.60	12.00	11.60	(0.30)	12	7,035	83,729.60	17.20	11.50
RAMBODA FALLS	49.00	49.00	55.00	55.00	0.00	1	10	550.00	62.30	.00
ROYAL PALMS	2.10	2.10	2.20	2.00	0.00	30	1,184,755	2,588,965.10	3.40	2.00
TRANS ASIA	31.00	32.50	33.00	30.00	1.50	53	68,366	2,061,894.30	41.50	27.50
	16.70	16.40	18.00	16.30	(0.30)	27	8,111	135,713.50	31.80	16.30
	22.90	21.90	22.00	19.60	(1.00)	13	409	8,743.00	34.40	19.60
	76.00	75.10	75.10	75.10	(0.90)	2	201	15,095.10	100.00	70.00

DIVERSIFIED FINANCIALS

MAIN BOARD

ALLIANCE	54.70	55.00	55.00	52.30	0.30	55	109,006	5,789,513.80	1,300.00	52.30
ARPICO	165.30	165.30	184.00	162.10	0.00	4	13	2,142.60	240.00	156.30
ASIA ASSET	1.20	1.30	1.40	1.20	0.10	64	1,174,692	1,520,339.50	1.70	1.20
ASIA CAPITAL	6.00	7.30	7.40	5.60	1.30	50	18,985	118,211.20	13.50	5.00
CDB	59.20	64.20	64.50	57.00	5.00	38	25,212	1,554,416.30	91.00	56.10
CDB	50.00	48.10	50.00	48.00	(1.90)	17	2,023	97,809.20	79.90	48.00
CENTRAL FINANCE	86.30	86.20	87.00	86.00	(0.10)	42	63,915	5,527,421.80	250.00	84.50
CEYLON GUARDIAN	90.50	90.10	95.00	90.10	(0.40)	28	2,785	252,990.30	175.00	89.00
CEYLON INV.	40.00	40.00	41.90	39.10	0.00	121	109,944	4,429,642.70	69.90	39.10
CFI	65.00	66.00	69.90	65.00	1.00	9	5,169	338,393.10	94.00	65.00
DUNAMIS CAPITAL	20.00	20.50	22.00	20.00	0.50	11	12,750	255,075.20	29.70	.00
FIRST CAPITAL	19.70	20.10	20.90	19.00	0.40	125	71,412	1,397,281.80	34.80	18.10
LANKA VENTURES	41.50	42.00	42.10	42.00	0.50	7	11,348	477,006.00	53.70	38.00
LB FINANCE	119.00	118.40	119.50	118.00	(0.60)	41	16,048	1,903,344.20	134.00	105.00
LOLC	60.50	61.00	62.90	59.90	0.50	70	74,230	4,476,341.20	93.00	59.00
MERCHANT BANK	11.10	10.80	11.90	10.60	(0.30)	42	42,975	470,879.30	16.50	10.10
NATION LANKA	.90	1.00	1.10	.90	0.10	99	2,017,037	1,939,982.10	2.10	.90
PEOPLE'S MERCH	10.70	13.90	14.00	10.40	3.20	38	48,816	652,125.10	25.00	9.40
PEOPLES LEASING	15.40	15.60	16.00	15.30	0.20	101	173,578	2,691,020.90	20.10	15.30
S M B LEASING	.50	.50	.60	.40	0.00	82	13,544,902	6,773,738.10	.90	.40
S M B LEASING	.30	.20	.30	.20	(0.10)	49	1,403,247	413,860.30	.40	.20
SINGER FINANCE	16.80	17.10	17.60	17.00	0.30	78	67,196	1,149,872.00	23.60	16.60
THE FINANCE CO.	4.90	4.70	5.00	4.70	(0.20)	29	36,798	173,008.60	10.20	4.60
THE FINANCE CO.	2.00	2.20	2.30	1.80	0.20	120	272,589	576,601.00	4.40	1.80
VALLIBEL FINANCE	57.10	58.50	59.00	57.10	1.40	35	28,209	1,648,750.20	71.60	53.00

Price changes during the week 27-03-2017 to 31-03-2017

41

සඳහා වූ මිල වෙනස්වීම්

වාර්ෂිකව පවත්වා ගත යුතු වශයෙන් වෙනස්වීම්

Company Name	Prv. Week's Close Price (Rs.)	Cur. Week's Close Price (Rs.)	Highest Price (Rs.)	Lowest Price (Rs.)	Change in Price During the week(Rs.)	Trade Volume (No.)	Share Volume (No.)	Turnover (Rs.)	52 Week Highest Price(Rs.)	52 Week Lowest Price(Rs.)
සමාගමේ නම	පෙර සතියේ සමාජික මිල	මේ සතියේ සමාජික මිල	ඉහළම මිල	පහළම මිල	සඳහා වූ මිල වෙනස්වීම්	ගනුදෙනු ප්‍රමාණය	කොටස් ප්‍රමාණය	පිරිවැටුම	සති 52 තුළ ඉහළම මිල	සති 52 තුළ අඩම මිල
කම්පනී பெயர்	கடந்த வார நிறைவு விலை	இவ்வார நிறைவு விலை	உயர்ந்த விலை	குறைந்த விலை	வாரத்தின் விலை அசைவு	வியாபார அளவுகள்	அலகு அளவுகள்	புரள்வு	52வார உயர் விலை	52வார குறைந்த விலை

DIVERSIFIED FINANCIALS

DIRI SAVI BOARD

ABANS FINANCIAL	23.00	24.10	25.40	23.00	1.10	19	4,137	98,468.70	69.90	23.00
ADAM INVESTMENTS	.50	.60	.70	.50	0.10	51	687,904	403,142.50	2.90	.50
AMF CO LTD	459.90	459.90	400.10	400.10	0.00	1	1	400.10	500.00	384.00
ASIA SIYAKA	2.00	2.00	2.00	1.90	0.00	34	371,282	732,137.50	2.90	1.90
BIMPUTH FINANCE	47.00	59.30	59.90	44.00	12.30	142	3,264,666	179,695,275.80	73.50	40.00
COLOMBO TRUST	10.00	10.00	10.40	10.00	0.00	8	15,392	155,878.20	13.00	9.10
COM.CREDIT	39.90	39.60	41.90	39.00	(0.30)	204	98,858	3,938,235.20	77.00	39.00
COMM LEASE & FIN	2.70	2.60	2.80	2.50	(0.10)	15	14,355	37,874.00	4.20	2.40
GUARDIAN CAPITAL	26.50	27.50	31.80	27.00	1.00	44	10,665	312,430.40	49.40	26.00
LOLC FINANCE	2.10	2.20	2.20	2.00	0.10	72	367,570	763,616.30	3.50	1.90
MULTI FINANCE	12.80	13.80	13.80	11.20	1.00	24	20,819	235,296.30	20.90	10.20
ORIENT FINANCE	9.50	9.20	9.90	9.10	(0.30)	32	51,073	484,001.00	21.00	9.00
SINHAPUTHRA FIN	11.30	11.50	11.70	10.50	0.20	27	12,457	135,435.40	21.00	10.40
SOFTLOGIC CAP	5.00	4.70	5.00	4.70	(0.30)	37	28,077	135,118.50	6.50	4.60
SOFTLOGIC FIN	31.10	31.00	32.80	30.90	(0.10)	21	20,422	633,112.10	46.90	29.00
SUMMIT FINANCE	28.00	29.00	29.00	25.00	1.00	27	15,342	427,824.50	35.00	18.60
TAPROBANE	3.50	4.00	4.00	3.20	0.50	22	80,373	273,994.60	5.40	3.20
TRADE FINANCE	33.60	33.60	35.40	35.40	0.00	1	1	35.40	35.40	28.00

DEFAULT

CIFL	.70	.70	.80	.60	0.00	72	624,174	422,110.40	2.30	.40
SWARNAMAHAL FIN	.80	.70	.90	.60	(0.10)	75	458,093	350,987.40	2.00	.60

ENERGY

MAIN BOARD

LANKA IOC	28.70	29.00	29.50	27.70	0.30	120	67,191	1,935,032.20	42.90	27.70
LAUGFS GAS	28.00	28.10	29.80	27.80	0.10	136	31,181	886,013.60	45.50	27.60
LAUGFS GAS	24.00	24.80	25.00	24.00	0.80	38	21,093	510,609.90	42.00	24.00

FOOD & STAPLES RETAILING

MAIN BOARD

C T HOLDINGS	145.00	148.90	149.00	135.00	3.90	10	330	46,242.50	150.00	114.00
CARGILLS	187.50	187.70	188.00	180.00	0.20	14	7,008	1,314,522.50	201.00	140.00
CFT	4.60	4.60	5.00	4.10	0.00	27	21,253	97,623.40	7.00	4.00

DIRI SAVI BOARD

TESS AGRO	1.00	1.00	1.10	1.00	0.00	31	334,365	346,095.00	2.00	.90
TESS AGRO	.90	1.00	1.00	.80	0.10	20	173,345	155,996.50	1.90	.80

Price changes during the week 27-03-2017 to 31-03-2017

42

සරිය තුළ මිල වෙනස්වීම්

வாரத்துக்கான விலை அசைவுகள்

Company Name	Prv. Week's Close Price (Rs.)	Cur. Week's Close Price (Rs.)	Highest Price (Rs.)	Lowest Price (Rs.)	Change in Price During the week(Rs.)	Trade Volume (No.)	Share Volume (No.)	Turnover (Rs.)	52 Week Highest Price(Rs.)	52 Week Lowest Price(Rs.)
සමාගමේ නම	පෙර සතියේ සමාජිත මිල	මේ සතියේ සමාජිත මිල	ඉහළම මිල	පහළම මිල	සතිය තුළදී මිල වෙනස්වීම	ගනුදෙනු ප්‍රමාණය	කොටස් ප්‍රමාණය	පිරිවැටුම	සති 52 තුළ ඉහළම මිල	සති 52 තුළ අවම මිල
கம்பனி பெயர்	கடந்த வார நிறைவு விலை	இவ்வார நிறைவு விலை	உயர்ந்த விலை	குறைந்த விலை	வாரத்தின் விலை அசைவு	வியாபார அளவுகள்	அலகு அளவுகள்	புரள்வு	52வார உயர் விலை	52வார குறைந்த விலை

FOOD, BEVERAGE & TOBACCO

MAIN BOARD

BAIRAHA FARMS	161.00	160.20	164.00	156.30	(0.80)	84	37,833	6,102,372.20	198.00	139.10
BALANGODA	11.40	12.90	13.00	10.60	1.50	103	123,500	1,577,815.90	18.20	10.60
BOGAWANTALAWA	7.90	7.90	8.40	7.90	0.00	14	12,758	105,997.00	11.70	7.60
BUKIT DARAH	241.70	260.20	290.00	249.20	18.50	30	1,338	342,117.50	394.90	241.00
CARSONS	161.00	163.20	170.00	163.00	2.20	21	8,285	1,354,883.80	300.00	150.10
CEYLON TOBACCO	872.50	870.90	880.00	828.10	(1.60)	30	17,913	15,579,277.00	1,140.00	797.00
COLD STORES	811.00	811.00	820.00	800.50	0.00	20	25,807	20,928,735.50	865.00	400.10
CONVENIENCE FOOD	329.80	310.00	310.00	300.00	(19.80)	5	132	40,639.30	480.00	300.00
DILMAH CEYLON	600.00	599.90	615.00	585.00	(0.10)	11	277	166,100.00	850.00	555.00
GOOD HOPE	1,550.00	1,550.00	1,544.90	1,500.00	0.00	3	3	4,589.80	1,689.90	1,100.10
GRAIN ELEVATORS	65.20	68.90	71.80	65.00	3.70	521	677,931	46,754,723.60	98.40	63.30
HARISCHANDRA	2,799.90	2,799.90	2,300.10	2,300.00	0.00	3	5	11,500.10	3,000.00	2,150.20
HORANA	15.60	16.50	16.90	15.00	0.90	49	61,055	952,395.70	25.00	15.00
INDO MALAY	1,429.60	1,429.60	1,429.60	1,429.60	0.00	1	1	1,429.60	1,999.90	1,100.00
KAHAWATTE	34.50	37.30	37.30	33.70	2.80	13	1,270	45,646.50	39.80	27.40
KEGALLE	58.90	52.00	55.90	52.00	(6.90)	25	4,120	218,545.00	72.50	45.00
KELANI VALLEY	72.90	82.00	82.00	57.00	9.10	25	2,081	158,836.40	82.00	48.70
KOTAGALA	10.00	10.10	10.90	10.00	0.10	26	5,343	54,752.50	23.00	8.80
KOTMALE HOLDINGS	101.00	90.40	102.50	90.20	(10.60)	12	297	27,075.40	133.00	.00
LANKEM DEV.	2.30	2.60	2.80	2.30	0.30	37	841,984	1,968,209.10	5.80	2.20
LMF	117.00	117.00	117.00	117.00	0.00	3	700	81,900.00	135.00	100.00
MADULSIMA	4.80	5.10	6.20	5.00	0.30	118	115,274	633,493.60	8.80	4.70
MASKELIYA	7.30	7.70	7.80	6.00	0.40	32	21,442	147,786.70	9.80	6.00
MELSTACORP	62.00	59.20	62.00	58.50	(2.80)	103	2,353,032	144,638,702.90	69.50	54.90
NAMUNUKULA	82.50	74.00	83.70	71.30	(8.50)	24	715	53,246.80	87.00	55.00
NESTLE	2,000.00	2,089.30	2,100.00	2,000.00	89.30	42	8,644	17,297,076.80	2,445.00	1,930.10
RENUKA AGRI	2.70	2.80	2.90	2.70	0.10	38	371,279	1,028,766.00	3.80	2.60
RENUKA FOODS	17.40	18.00	18.40	17.00	0.60	38	53,471	964,843.30	24.10	16.70
RENUKA FOODS	16.40	16.50	16.70	15.30	0.10	29	18,378	288,395.50	22.40	14.30
SELINSING	1,449.90	1,449.90	1,440.00	1,100.10	0.00	7	14	17,220.80	1,650.00	1,020.00
SHALIMAR	1,726.60	1,726.60	1,726.60	1,552.00	0.00	6	6	10,180.80	2,750.00	1,500.00
SUNSHINE HOLDING	46.80	46.10	50.00	45.00	(0.70)	32	15,095,034	754,683,085.70	58.80	.00
TALAWAKELLE	31.70	32.00	33.00	31.70	0.30	49	1,172	37,783.10	39.30	29.50
TEA SMALLHOLDER	22.00	24.00	24.00	22.00	2.00	5	2,803	65,892.00	36.10	20.00
THREE ACRE FARMS	122.40	128.30	133.50	123.40	5.90	264	122,484	15,748,803.80	152.00	83.30
WATAWALA	23.50	24.40	24.50	23.50	0.90	58	110,385	2,629,918.20	24.50	17.70

Price changes during the week 27-03-2017 to 31-03-2017

43

සතිය තුළ මිල වෙනස්වීම්

வாரத்துக்கான விலை அசைவுகள்

Company Name	Prv. Week's Close Price (Rs.)	Cur. Week's Close Price (Rs.)	Highest Price (Rs.)	Lowest Price (Rs.)	Change in Price During the week(Rs.)	Trade Volume (No.)	Share Volume (No.)	Turnover (Rs.)	52 Week Highest Price(Rs.)	52 Week Lowest Price(Rs.)
සමාගමේ නම	පෙර සතියේ සමාජන මිල	මේ සතියේ සමාජන මිල	ඉහළම මිල	පහළම මිල	සතිය තුළදී මිල වෙනස්වීම	ගනුදෙනු ප්‍රමාණය	කොටස් ප්‍රමාණය	පිරිවැටුම	සති 52 තුළ ඉහළම මිල	සති 52 තුළ අවම මිල
கம்பனி பெயர்	கடந்த வார நிறைவு விலை	இவ்வார நிறைவு விலை	உயர்ந்த விலை	குறைந்த விலை	வாரத்தின் விலை அசைவு	வியாபார அளவுகள்	அலகு அளவுகள்	புரள்வு	52வார உயர் விலை	52வார குறைந்த விலை

FOOD, BEVERAGE & TOBACCO

DIRI SAVI BOARD

BROWNS CAPITAL	.90	1.50	1.80	.90	0.60	994	57,724,350	87,815,203.20	1.80	.80
BROWNS INVSTMNTS	1.30	1.40	1.50	1.30	0.10	65	4,871,413	6,787,603.40	1.50	1.20
CEYLON BEVERAGE	600.00	600.00	610.00	609.90	0.00	4	15	9,148.70	799.90	485.00
ELPITIYA	18.70	19.00	19.00	18.70	0.30	13	10,709	202,418.30	24.40	16.00
HAPUGASTENNE	16.60	21.90	22.50	20.70	5.30	11	1,255	27,083.70	22.50	14.60
HVA FOODS	3.80	4.10	4.40	3.90	0.30	137	711,753	2,854,512.80	9.50	3.80
KEELLS FOOD	142.10	145.00	148.00	144.00	2.90	10	350	50,725.80	200.00	142.00
LUCKY LANKA	1.90	1.80	2.00	1.70	(0.10)	30	28,726	51,819.30	4.50	1.70
LUCKY LANKA	1.10	1.10	1.20	1.00	0.00	38	66,583	71,306.90	2.80	1.00
RAIGAM SALTERNS	2.00	2.00	2.10	2.00	0.00	14	17,265	35,033.50	2.60	1.80
UDAPUSSELLAWA	18.00	17.80	18.50	17.80	(0.20)	12	2,530	46,343.40	27.30	15.50

DEFAULT

AGALAWATTE	16.10	17.80	18.00	17.80	1.70	2	15,274,627	274,943,266.00	24.00	16.10
MALWATTE	2.90	3.00	3.00	2.80	0.10	31	49,230	143,629.00	3.50	2.30

HEALTH CARE EQUIPMENT & SERVICES

MAIN BOARD

ASIRI	24.90	25.80	26.00	25.00	0.90	50	61,339	1,584,717.20	32.50	23.00
ASIRI SURG	9.70	9.20	9.90	9.10	(0.50)	103	138,312	1,314,180.00	15.30	9.10
DURDANS	84.20	90.00	94.90	85.00	5.80	9	6,309	560,217.90	110.00	75.00
LANKA HOSPITALS	59.00	61.50	62.00	58.00	2.50	40	25,100	1,501,079.40	76.00	50.00
MULLERS	1.00	1.10	1.10	1.00	0.10	6	2,496	2,627.60	1.50	.90
NAWALOKA	4.60	4.70	4.70	4.50	0.10	54	95,726	443,746.70	5.00	3.40

DIRI SAVI BOARD

E - CHANNELLING	5.70	5.70	5.90	5.50	0.00	59	58,835	329,366.00	11.90	5.50
SINGHE HOSPITALS	1.50	1.50	1.60	1.50	0.00	15	10,884	17,014.40	2.50	1.40

DEFAULT

PC PHARMA	.40	.30	.40	.20	(0.10)	209	6,502,398	1,737,879.80	.40	.20
-----------	-----	-----	-----	-----	--------	-----	-----------	--------------	-----	-----

INSURANCE

MAIN BOARD

A I A INSURANCE	300.40	300.30	308.00	300.00	(0.10)	14	311	93,482.60	354.90	230.00
CEYLINCO INS.	1,460.00	1,586.20	1,599.90	1,450.00	126.20	94	13,006	19,764,817.40	1,650.00	.00
CEYLINCO INS.	800.00	820.00	841.90	780.00	20.00	41	22,252	17,820,271.50	894.70	700.00
HNB ASSURANCE	61.10	58.10	64.00	58.10	(3.00)	95	71,471	4,554,696.60	68.80	52.00
JANASHAKTHI INS.	15.20	15.10	15.60	15.00	(0.10)	122	151,334	2,294,979.90	18.70	14.70
PEOPLE'S INS	18.30	18.30	19.30	18.20	0.00	29	25,500	465,534.20	20.50	16.20

Price changes during the week 27-03-2017 to 31-03-2017

44

සතිය තුළ මිල වෙනස්වීම්

வாரத்துக்கான விலை அசைவுகள்

Company Name	Prv. Week's Close Price (Rs.)	Cur. Week's Close Price (Rs.)	Highest Price (Rs.)	Lowest Price (Rs.)	Change in Price During the week(Rs.)	Trade Volume (No.)	Share Volume (No.)	Turnover (Rs.)	52 Week Highest Price(Rs.)	52 Week Lowest Price(Rs.)
සමාගමේ නම	පෙර සතියේ සමාජන මිල	මේ සතියේ සමාජන මිල	ඉහළම මිල	පහළම මිල	සතිය තුළදී මිල වෙනස්වීම	ගනුදෙනු ප්‍රමාණය	කොටස් ප්‍රමාණය	පිරිවැටුම	සති 52 තුළ ඉහළම මිල	සති 52 තුළ අවම මිල
கம்பனி பெயர்	கடந்த வார நிறைவு விலை	இவ்வார நிறைவு விலை	உயர்ந்த விலை	குறைந்த விலை	வாரத்தின் விலை அசைவு	வியாபார அளவுகள்	அலகு அளவுகள்	புரள்வு	52வார உயர் விலை	52வார குறைந்த விலை

INSURANCE

MAIN BOARD										
UNION ASSURANCE	150.00	142.00	150.00	142.00	(8.00)	13	1,901	271,942.00	165.00	127.00
DIRI SAVI BOARD										
AMANA LIFE	1.20	1.30	1.50	1.30	0.10	25	100,490	132,028.30	1.90	1.10
AMANA TAKAFUL	.70	.80	1.00	.60	0.10	249	10,428,958	8,804,020.60	1.40	.60
ARPICO INSURANCE	13.50	12.40	13.50	12.30	(1.10)	9	11,075	137,322.70	14.50	11.30
Softlogic Life	20.00	19.50	20.30	19.20	(0.50)	34	13,410	266,185.90	24.90	13.70

MATERIALS

MAIN BOARD										
ACL PLASTICS	179.00	183.90	185.00	180.00	4.90	17	2,673	491,736.20	237.00	152.00
ACME	4.70	4.80	4.90	4.50	0.10	50	198,908	933,998.00	8.00	4.30
CHEMANEX	54.80	55.00	55.00	55.00	0.20	1	1,000	55,000.00	69.50	53.10
CHEVRON	168.00	170.00	172.30	168.00	2.00	153	470,601	79,666,107.00	350.00	149.00
CIC	80.00	80.10	82.90	80.00	0.10	16	3,281	266,803.60	105.00	80.00
CIC	60.20	62.40	66.00	60.20	2.20	10	724	45,096.80	81.90	60.00
DIPPED PRODUCTS	76.10	76.00	80.00	75.20	(0.10)	20	7,796	593,058.50	103.00	71.20
HAYCARB	150.00	151.00	154.80	150.00	1.00	10	3,426	516,315.80	180.00	140.00
INDUSTRIAL ASPH.	300.00	305.40	317.00	305.00	5.40	9	653	199,748.80	377.00	260.00
LANKA ALUMINIUM	62.00	67.80	68.00	60.10	5.80	17	6,396	400,631.10	100.00	58.00
PIRAMAL GLASS	5.60	5.60	5.70	5.50	0.00	40	1,582,847	8,869,943.30	6.10	5.00
RICH PIERIS EXP	204.50	209.00	214.90	204.20	4.50	48	10,082	2,093,922.90	255.00	200.00
SAMSON INTERNAT.	90.00	98.90	98.90	90.00	8.90	7	225	21,505.60	115.00	75.70
SWISSTEK	66.00	65.60	67.50	63.00	(0.40)	16	11,742	763,229.90	76.00	53.00
TOKYO CEMENT	61.00	61.00	62.00	60.00	0.00	55	292,406	18,011,494.60	64.00	34.60
TOKYO CEMENT	53.00	53.00	54.00	46.00	0.00	89	282,307	14,661,449.70	55.00	31.60
UNION CHEMICALS	550.00	550.10	570.00	550.10	0.10	4	108	59,430.70	648.10	496.00
DIRI SAVI BOARD										
AGSTAR PLC	4.40	4.30	4.80	4.20	(0.10)	18	31,676	141,580.40	6.80	4.20
ALUMEX PLC	19.00	19.00	19.40	18.80	0.00	100	195,783	3,734,556.20	22.00	15.20
BOGALA GRAPHITE	11.20	11.30	12.00	11.30	0.10	9	3,309	38,188.30	18.20	11.00

DEFAULT										
LANKA CEMENT	4.10	4.70	4.70	4.00	0.60	28	19,243	84,297.00	8.50	4.00

PHARMACEUTICALS, BIOTECHNOLOGY & LI

MAIN BOARD										
MORISONS	360.00	340.00	365.00	340.00	(20.00)	7	2,762	939,195.00	400.00	320.00
MORISONS	339.20	339.20	330.00	330.00	0.00	1	2	660.00	380.00	250.00

Price changes during the week 27-03-2017 to 31-03-2017

45

සතිය තුළ මිල වෙනස්වීම්

வாரத்துக்கான விலை அசைவுகள்

Company Name	Prv. Week's Close Price (Rs.)	Cur. Week's Close Price (Rs.)	Highest Price (Rs.)	Lowest Price (Rs.)	Change in Price During the week(Rs.)	Trade Volume (No.)	Share Volume (No.)	Turnover (Rs.)	52 Week Highest Price(Rs.)	52 Week Lowest Price(Rs.)
සමාගමේ නම	පෙර සතියේ සමාජන මිල	මේ සතියේ සමාජන මිල	ඉහළම මිල	පහළම මිල	සතිය තුළදී මිල වෙනස්වීම	ගනුදෙනු ප්‍රමාණය	කොටස් ප්‍රමාණය	පිරිවැටුම	සති 52 තුළ ඉහළම මිල	සති 52 තුළ අවම මිල
கம்பனி பெயர்	கடந்த வார நிறைவு விலை	இவ்வார நிறைவு விலை	உயர்ந்த விலை	குறைந்த விலை	வாரத்தின் விலை அசைவு	வியாபார அளவுகள்	அலகு அளவுகள்	புரள்வு	52வார உயர் விலை	52வார குறைந்த விலை

REAL ESTATE

MAIN BOARD

ASCOT HOLDINGS	22.50	23.00	25.70	21.10	0.50	35	8,662	205,828.10	48.40	21.10
C T LAND	44.00	44.00	46.00	43.40	0.00	5	13,927	612,789.40	60.00	42.00
CARGO BOAT	78.00	82.30	82.90	80.00	4.30	34	5,260	434,192.20	129.60	75.40
CITY HOUSING	5.50	5.50	5.90	5.20	0.00	30	20,872	116,628.80	12.60	5.10
COLOMBO CITY	700.00	700.00	750.00	690.00	0.00	92	568	398,584.70	1,075.00	600.00
COLOMBO LAND	23.80	24.70	25.50	22.20	0.90	53	27,602	651,340.50	32.00	19.10
COMMERCIAL DEV.	67.10	67.30	74.60	63.10	0.20	8	3,502	229,050.60	95.00	63.10
EAST WEST	13.50	14.10	14.40	13.00	0.60	99	34,538	479,486.70	19.00	11.00
LEE HEDGES	65.00	65.00	69.00	65.00	0.00	10	525	34,198.10	449.00	55.00
ON'ALLY	45.50	45.70	49.00	45.60	0.20	7	500	23,440.40	64.80	45.10
OVERSEAS REALTY	19.60	20.20	20.20	19.60	0.60	19	4,061	81,428.80	26.10	19.20
PDL	78.90	82.50	85.00	73.10	3.60	21	20,536	1,627,763.50	115.00	69.00
SERENDIB LAND	1,661.20	1,661.20	1,352.00	1,350.00	0.00	5	36	48,626.30	1,999.00	1,246.00
SEYLAN DEVTS	13.80	14.00	14.20	13.50	0.20	78	583,537	8,135,077.30	16.70	11.50
YORK ARCADE	12.90	12.50	13.60	12.40	(0.40)	11	8,561	107,354.60	17.20	12.30

DIRI SAVI BOARD

EQUITY TWO PLC	55.90	59.70	59.70	54.70	3.80	6	402	22,924.40	75.00	42.10
----------------	-------	-------	-------	-------	------	---	-----	-----------	-------	-------

DEFAULT

HUEJAY	29.60	29.60	29.60	29.60	0.00	1	100	2,960.00	62.00	27.00
STANDARD CAPITAL	60.00	60.00	65.00	54.00	0.00	6	40	2,253.50	105.00	54.00

RETAILING

MAIN BOARD

AUTODROME	69.90	70.00	70.50	67.00	0.10	44	4,979	348,208.00	98.90	60.00
C M HOLDINGS	70.20	74.90	76.00	70.00	4.70	35	6,773	498,418.90	104.00	69.00
C.W.MACKIE	47.00	54.70	58.70	53.80	7.70	13	1,797	98,716.30	64.00	47.00
DIMO	563.50	559.90	560.00	542.00	(3.60)	27	5,314	2,970,210.30	790.00	535.20
EASTERN MERCHANT HUNTERS	5.00	5.00	5.30	4.90	0.00	24	37,831	196,670.80	9.10	4.80
SINGER SRI LANKA	400.00	400.00	450.00	395.00	0.00	10	410	164,650.20	499.80	375.00
SINGER SRI LANKA	140.00	139.90	141.00	133.00	(0.10)	83	10,190,752	*****	149.90	107.00
UNITED MOTORS	79.00	78.00	79.00	76.10	(1.00)	53	94,316	7,359,322.30	99.80	76.10

DIRI SAVI BOARD

CEYLON TEA BRKRS	3.40	3.50	3.50	3.30	0.10	12	6,750	23,086.00	4.40	2.80
JOHN KEELLS	52.00	51.10	53.00	51.00	(0.90)	16	3,062	157,374.80	83.90	51.00
ODEL PLC	20.00	25.00	25.00	21.00	5.00	179	468,534	11,342,629.80	25.20	18.50

Price changes during the week 27-03-2017 to 31-03-2017

46

සතිය තුළ මිල වෙනස්වීම්

வாரத்துக்கான விலை அசைவுகள்

Company Name	Prv. Week's Close Price (Rs.)	Cur. Week's Close Price (Rs.)	Highest Price (Rs.)	Lowest Price (Rs.)	Change in Price During the week(Rs.)	Trade Volume (No.)	Share Volume (No.)	Turnover (Rs.)	52 Week Highest Price(Rs.)	52 Week Lowest Price(Rs.)
සමාගමේ නම	පෙර සතියේ සමාජන මිල	මේ සතියේ සමාජන මිල	ඉහළම මිල	පහළම මිල	සතිය තුළදී මිල වෙනස්වීම	ගනුදෙනු ප්‍රමාණය	කොටස් ප්‍රමාණය	පිරිවැටුම	සති 52 තුළ ඉහළම මිල	සති 52 තුළ අවම මිල
கம்பனி பெயர்	கடந்த வார நிறைவு விலை	இவ்வார நிறைவு விலை	உயர்ந்த விலை	குறைந்த விலை	வாரத்தின் விலை அசைவு	வியாபார அளவுகள்	அலகு அளவுகள்	புரள்வு	52வார உயர் விலை	52வார குறைந்த விலை

TECHNOLOGY HARDWARE & EQUIPMENT

DEFAULT										
PC HOUSE	.10	.10	.20	.10	0.00	153	4,352,529	484,075.30	.20	.10

TELECOMMUNICATION SERVICES

MAIN BOARD										
DIALOG	11.10	11.30	11.50	11.00	0.20	121	17,884,495	203,702,063.90	11.80	10.10
SLT	32.50	33.30	33.70	32.10	0.80	95	23,391	768,939.70	45.00	32.10

UTILITIES

MAIN BOARD										
LOTUS HYDRO	5.20	4.80	5.50	4.80	(0.40)	23	10,109	49,729.00	7.60	4.80
PANASIAN POWER	2.80	3.00	3.00	2.50	0.20	103	2,376,363	6,848,345.50	3.60	2.50
RESUS ENERGY	18.50	19.00	19.00	18.50	0.50	7	5,302	99,238.00	25.00	18.00
VALLIBEL	7.20	7.10	7.20	6.90	(0.10)	230	700,305	4,916,958.50	9.70	6.90
VIDULLANKA	5.00	5.20	5.40	5.10	0.20	11	202,546	1,033,242.40	6.20	.00

GICS Industry Group Statistics

GICS කර්මාන්ත සමූහයන්හි සංඛ්‍යා දත්ත

GICS துறைத் தொகுதி புள்ளிவிபரங்கள்

Industry Group	Market capitalization	Turnover පිරිවැටුම		Trades (No.)	PER	PBV	DY Companies		Companies Listed
කර්මාන්ත සමූහය	වෙළෙඳපොළ ප්‍රාග්ධනීකරණය	පුරුණු Value(Rs.)	Volume(No.)	ගනුදෙනු	මිල ඉපයුම් අනුපාතය	මිල පොත් අගයෙහි අනුපාතයක් ලෙස	ලාභාංශ ඵලදාව	ගනුදෙනු වූ සමාගම්	ලැයිස්තුගත සමාගම්
துறைத் தொகுதி	சந்தை முதலாக்கம்	වටිනාකම பெறுமதி	ප්‍රමාණය அளவு	வியாபாரம்	விலை உழைப்பு வீகீதம்	விலை புத்தகப் பெறுமதி	பங்குலாப விளைவு	வியாபாரம் நிறைவுற்ற கம்பனிகள்	பட்டியல் படுத்தப்பட்ட கம்பனிகள்
AUTOMOBILES & COMPONENTS	4,422,000,000.00	757,449.80	13,906.00	35	4.99	1.13	7.27	1	1
BANKS	352,772,178,097.80	791,532,295.90	8,486,525.00	1,675	6.85	.97	2.7	12	12
CAPITAL GOODS	448,967,196,856.80	1,679,292,491.10	20,519,844.00	2,225	12.88	1.00	3.84	30	31
COMMERCIAL & PROFESSIONAL SERVICES	3,160,595,549.60	102,602.70	2,415.00	29	12.98	1.11	3.68	5	6
CONSUMER DURABLES & APPAREL	39,642,566,154.40	70,702,158.60	4,991,844.00	1,084	33.61	1.32	1.55	12	13
CONSUMER SERVICES	134,356,359,829.80	69,452,476.30	5,278,398.00	1,184	63.62	1.90	1.38	34	37
DIVERSIFIED FINANCIALS	206,915,883,490.00	234,971,475.80	25,617,752.00	2,328	5.95	.94	3.62	42	50
ENERGY	25,156,507,939.00	3,331,655.70	119,465.00	294	4.96	.84	6.4	2	2
FOOD & STAPLES RETAILING	70,318,392,297.00	1,960,479.90	536,301.00	102	18.53	1.95	2.83	4	4
FOOD, BEVERAGE & TOBACCO	724,242,641,026.70	1,407,760,831.90	98,855,572.00	3,242	19.60	2.40	2.74	47	52
HEALTH CARE EQUIPMENT & SERVICES	59,031,202,305.50	7,490,829.00	6,901,399.00	545	17.57	2.52	2.47	9	9
INSURANCE	74,810,424,237.60	54,605,281.70	10,839,708.00	725	6.06	1.48	4.9	10	10
MATERIALS	92,451,154,155.50	131,648,094.40	3,125,186.00	717	9.36	1.60	6.17	19	19
PHARMACEUTICALS, BIOTECHNOLOGY & LIFE SCIENCE	1,975,399,429.00	939,855.00	2,764.00	8	5.39	.70	2.94	1	1
REAL ESTATE	53,326,681,045.60	13,213,927.90	733,229.00	520	8.67	.80	1.3	18	19
RETAILING	49,367,145,125.30	1,378,671,120.30	10,820,518.00	496	8.39	.93	3.61	11	12
TECHNOLOGY HARDWARE & EQUIPMENT	68,680,000.20	484,075.30	4,352,529.00	153	N/A	- .06	0	1	1
TELECOMMUNICATION SERVICES	152,667,991,976.50	204,471,003.60	17,907,886.00	216	11.92	1.26	1.71	2	2
UTILITIES	12,322,716,732.70	12,947,513.40	3,294,625.00	374	7.18	1.79	8.33	5	5

GICS Industry Group Wise Top 5 Gainers for the week /

සතිස තුළ ඉහළ මිලින් වර්තා කළ සමාගම් අතර ප්‍රමුඛතම සමාගම් 05 (කර්මාන්ත සමූහයන් වශයෙන්) /

வாரத்தில் துறையடிப்படையில் முதல் 5 சிறந்த ஆதாயமீட்டிய பிணையங்கள்

ENERGY				MATERIALS			
Company Name සමාගමේ නම கம்பனி பெயர்	Current Close Price (Rs.) වත්මන් සමාජන මිල	Previous Close Price (Rs.) පෙර සමාජන	Change වෙනස %	Company Name සමාගමේ නම கம்பனி பெயர்	Current Close Price (Rs.) වත්මන් සමාජන මිල	Previous Close Price (Rs.) පෙර සමාජන	Change වෙනස %
	தற்போதைய நிறைவு விலை	முன்னைய நிறைவு விலை	அசைவு %		தற்போதைய நிறைவு விலை	முன்னைய நிறைவு விலை	அசைவு %
LAUGFS GAS[LGL.X0000]	24.80	24.00	3.33	LANKA CEMENT (+)	4.70	4.10	14.63
LANKA IOC	29.00	28.70	1.05	SAMSON INTERNAT.	98.90	90.00	9.89
LAUGFS GAS	28.10	28.00	.36	LANKA ALUMINIUM	67.80	62.00	9.35
				CIC[CIC.X0000]	62.40	60.20	3.65
				ACL PLASTICS	183.90	179.00	2.74

CAPITAL GOODS				COMMERCIAL & PROFESSIONAL SERVICES			
Company Name සමාගමේ නම கம்பனி பெயர்	Current Close Price (Rs.) වත්මන් සමාජන මිල	Previous Close Price (Rs.) පෙර සමාජන	Change වෙනස %	Company Name සමාගමේ නම கம்பனி பெயர்	Current Close Price (Rs.) වත්මන් සමාජන මිල	Previous Close Price (Rs.) පෙර සමාජන	Change වෙනස %
	தற்போதைய நிறைவு விலை	முன்னைய நிறைவு விலை	அசைவு %		தற்போதைய நிறைவு விலை	முன்னைய நிறைவு விலை	அசைவு %
LAXAPANA	11.50	9.70	18.56	PRINTCARE PLC	34.60	30.90	11.97
OFFICE EQUIPMENT	56.80	50.00	13.60	CEYLON PRINTERS	54.00	50.00	8.00
ALUFAB	28.00	25.80	8.53				
MTD WALKERS	35.00	33.20	5.42				
DOCKYARD (+)	76.00	72.50	4.83				

AUTOMOBILES & COMPONENTS				CONSUMER DURABLES & APPAREL			
Company Name සමාගමේ නම கம்பனி பெயர்	Current Close Price (Rs.) වත්මන් සමාජන මිල	Previous Close Price (Rs.) පෙර සමාජන	Change වෙනස %	Company Name සමාගමේ නම கம்பனி பெயர்	Current Close Price (Rs.) වත්මන් සමාජන මිල	Previous Close Price (Rs.) පෙර සමාජන	Change වෙනස %
	தற்போதைய நிறைவு விலை	முன்னைய நிறைவு விலை	அசைவு %		தற்போதைய நிறைவு விலை	முன்னைய நிறைவு விலை	அசைவு %
KELANI TYRES	55.00	52.20	5.36	KELSEY	50.00	38.30	30.55
				DANKOTUWA PORCEL	6.00	5.60	7.14
				LANKA CENTURY	10.50	9.90	6.06
				ABANS	88.20	85.60	3.04
				TEEJAY LANKA	37.00	36.00	2.78

CONSUMER SERVICES				RETAILING			
Company Name සමාගමේ නම கம்பனி பெயர்	Current Close Price (Rs.) වත්මන් සමාජන මිල	Previous Close Price (Rs.) පෙර සමාජන	Change වෙනස %	Company Name සමාගමේ නම கம்பனி பெயர்	Current Close Price (Rs.) වත්මන් සමාජන මිල	Previous Close Price (Rs.) පෙර සමාජන	Change වෙනස %
	தற்போதைய நிறைவு விலை	முன்னைய நிறைவு விலை	அசைவு %		தற்போதைய நிறைவு விலை	முன்னைய நிறைவு விலை	அசைவு %
BANSEI RESORTS	8.50	7.10	19.72	ODEL PLC	25.00	20.00	25.00
ANILANA HOTELS	1.30	1.10	18.18	C.W.MACKIE	54.70	47.00	16.38
CITRUS KALPITIYA	2.70	2.30	17.39	C M HOLDINGS	74.90	70.20	6.70
BROWNS BEACH	21.30	19.10	11.52	CEYLON TEA BRKRS	3.50	3.40	2.94
TANGERINE	59.50	54.00	10.19	AUTODROME	70.00	69.90	.14

FOOD & STAPLES RETAILING			
Company Name සමාගමේ නම கம்பனி பெயர்	Current Close Price (Rs.) වත්මන් සමාජන මිල	Previous Close Price (Rs.) පෙර සමාජන	Change වෙනස %
	தற்போதைய நிறைவு விலை	முன்னைய நிறைவு விலை	அசைவு %
TESS AGRO[TESS.X0000]	1.00	.90	11.11
C T HOLDINGS	148.90	145.00	2.69
CARGILLS	187.70	187.50	.11

GICS Industry Group Wise Top 5 Gainers for the week /

සති 5 තුළ ඉහළ මිල 5 ක් වර්තමාන කළ සමාගම් අතර ප්‍රමුඛතම සමාගම් 05 (කර්මාන්ත සමූහයන් වශයෙන්) /

வாரத்தில் துறையடிப்படையில் முதல் 5 சிறந்த ஆதாயமீட்டிய பிணையங்கள்

FOOD, BEVERAGE & TOBACCO

Company Name සමාගමේ නම கம்பனி பெயர்	Current Close Price (Rs.) වත්මන් සමාජිත මිල	Previous Close Price (Rs.) පෙර සමාජිත	Change වෙනස %
	தற்போதைய நிறைவு விலை	முன்னைய நிறைவு விலை	அசைவு %
BROWNS CAPITAL	1.50	.90	66.67
HAPUGASTENNE (+)	21.90	16.60	31.93
BALANGODA (+)	12.90	11.40	13.16
LANKEM DEV.	2.60	2.30	13.04
KELANI VALLEY (+)	82.00	72.90	12.48

HEALTH CARE EQUIPMENT & SERVICES

Company Name සමාගමේ නම கம்பனி பெயர்	Current Close Price (Rs.) වත්මන් සමාජිත මිල	Previous Close Price (Rs.) පෙර සමාජිත	Change වෙනස %
	தற்போதைய நிறைவு விலை	முன்னைய நிறைவு விலை	அசைவு %
MULLERS	1.10	1.00	10.00
DURDANS	90.00	84.20	6.89
LANKA HOSPITALS (+)	61.50	59.00	4.24
ASIRI	25.80	24.90	3.61
NAWALOKA	4.70	4.60	2.17

BANKS

Company Name සමාගමේ නම கம்பனி பெயர்	Current Close Price (Rs.) වත්මන් සමාජිත මිල	Previous Close Price (Rs.) පෙර සමාජිත	Change වෙනස %
	தற்போதைய நிறைவு விலை	முன்னைய நிறைவு விலை	அசைவு %
NAT. DEV. BANK (+)	139.60	127.00	9.92
SEYLAN BANK[SEYB.X0000] (+)	54.70	52.00	5.19
UNION BANK (+)	14.20	13.50	5.19
DFCC BANK PLC	114.00	112.00	1.79
SANASA DEV. BANK (+)	99.00	97.30	1.75

DIVERSIFIED FINANCIALS

Company Name සමාගමේ නම கம்பனி பெயர்	Current Close Price (Rs.) වත්මන් සමාජිත මිල	Previous Close Price (Rs.) පෙර සමාජිත	Change වෙනස %
	தற்போதைய நிறைவு விலை	முன்னைய நிறைவு விலை	அசைவு %
PEOPLE'S MERCH	13.90	10.70	29.91
BIMPUTH FINANCE	59.30	47.00	26.17
ASIA CAPITAL	7.30	6.00	21.67
ADAM INVESTMENTS (+)	.60	.50	20.00
TAPROBANE	4.00	3.50	14.29

INSURANCE

Company Name සමාගමේ නම கம்பனி பெயர்	Current Close Price (Rs.) වත්මන් සමාජිත මිල	Previous Close Price (Rs.) පෙර සමාජිත	Change වෙනස %
	தற்போதைய நிறைவு விலை	முன்னைய நிறைவு விலை	அசைவு %
AMANA TAKAFUL (+)	.80	.70	14.29
CEYLINCO INS. (+)	1,586.20	1,460.00	8.64
AMANA LIFE (+)	1.30	1.20	8.33
CEYLINCO INS.[CINS.X0000] (+)	820.00	800.00	2.50

TELECOMMUNICATION SERVICES

Company Name සමාගමේ නම கம்பனி பெயர்	Current Close Price (Rs.) වත්මන් සමාජිත මිල	Previous Close Price (Rs.) පෙර සමාජිත	Change වෙනස %
	தற்போதைய நிறைவு விலை	முன்னைய நிறைவு விலை	அசைவு %
SLT (+)	33.30	32.50	2.46
DIALOG (+)	11.30	11.10	1.80

UTILITIES

Company Name සමාගමේ නම கம்பனி பெயர்	Current Close Price (Rs.) වත්මන් සමාජිත මිල	Previous Close Price (Rs.) පෙර සමාජිත	Change වෙනස %
	தற்போதைய நிறைவு விலை	முன்னைய நிறைவு விலை	அசைவு %
PANASIAN POWER	3.00	2.80	7.14
VIDULLANKA	5.20	5.00	4.00
RESUS ENERGY	19.00	18.50	2.70

REAL ESTATE

Company Name සමාගමේ නම கம்பனி பெயர்	Current Close Price (Rs.) වත්මන් සමාජිත මිල	Previous Close Price (Rs.) පෙර සමාජිත	Change වෙනස %
	தற்போதைய நிறைவு விலை	முன்னைய நிறைவு விலை	அசைவு %
EQUITY TWO PLC	59.70	55.90	6.80
CARGO BOAT	82.30	78.00	5.51
PDL (+)	82.50	78.90	4.56
EAST WEST	14.10	13.50	4.44
COLOMBO LAND (+)	24.70	23.80	3.78

GICS Industry Group Wise Top 5 Losers for the week /

මිල ගණන් පහළ ගිය සමාගම් අතර ප්‍රමුඛතම සමාගම් 05 (කර්මාන්ත සමූහයන් වශයෙන්)

வாரத்தில் துறையடிப்படையில் முதல் 5 மதிப்பிழந்த பிணையங்கள்

MATERIALS

Company Name සමාගමේ නම கம்பனி பெயர்	Current Close Price (Rs.) වත්මන් සමාජිත මිල	Previous Close Price (Rs.) පෙර සමාජිත	Change වෙනස %
	தற்போதைய நிறைவு விலை	முன்னைய நிறைவு விலை	அசைவு %
AGSTAR PLC	4.30	4.40	- 2.27
SWISSTEK	65.60	66.00	- .61

GICS Industry Group Wise Top 5 Losers for the week /

மேல்க்கண்ட பட்டியலில் 50 சமூகமே ஈதர் ப்ரமூவதம சமூகமே 05 (கூலூகன சமூகமே வகசென்)

வாரத்தில் துறையடிப்படையில் முதல் 5 மதிப்பிழந்த பிணையங்கள்

MATERIALS				CAPITAL GOODS			
Company Name சமூகமே ஈத கம்பனி பெயர்	Current Close Price (Rs.) வந்தமன் சமூகமே தற்போதைய நிறைவு விலை	Previous Close Price (Rs.) சேர் சமூகமே (முன்னைய நிறைவு விலை	Change (%) வெகசவு %	Company Name சமூகமே ஈத கம்பனி பெயர்	Current Close Price (Rs.) வந்தமன் சமூகமே தற்போதைய நிறைவு விலை	Previous Close Price (Rs.) சேர் சமூகமே (முன்னைய நிறைவு விலை	Change (%) வெகசவு %
DIPPED PRODUCTS	76.00	76.10	- .13	ADAM CAPITAL	.90	1.00	- 10.00
				SERENDIB ENG.GRP	5.90	6.30	- 6.35
				LANKA CERAMIC	115.00	122.00	- 5.74
				FORT LAND	18.10	19.10	- 5.24
				LANKEM CEYLON	44.00	46.00	- 4.35
CONSUMER DURABLES & APPAREL				CONSUMER SERVICES			
Company Name சமூகமே ஈத கம்பனி பெயர்	Current Close Price (Rs.) வந்தமன் சமூகமே தற்போதைய நிறைவு விலை	Previous Close Price (Rs.) சேர் சமூகமே (முன்னைய நிறைவு விலை	Change (%) வெகசவு %	Company Name சமூகமே ஈத கம்பனி பெயர்	Current Close Price (Rs.) வந்தமன் சமூகமே தற்போதைய நிறைவு விலை	Previous Close Price (Rs.) சேர் சமூகமே (முன்னைய நிறைவு விலை	Change (%) வெகசவு %
CEYLON LEATHER	54.00	55.20	- 2.17	DOLPHIN HOTELS	31.50	34.00	- 7.35
HAYLEYS FIBRE	59.30	60.00	- 1.17	HOTEL SIGIRIYA	97.30	103.90	- 6.35
				TAL LANKA	21.00	22.40	- 6.25
				CITRUS WASKADUWA	3.00	3.20	- 6.25
				ROYAL PALMS	21.90	22.90	- 4.37
RETAILING				FOOD, BEVERAGE & TOBACCO			
Company Name சமூகமே ஈத கம்பனி பெயர்	Current Close Price (Rs.) வந்தமன் சமூகமே தற்போதைய நிறைவு விலை	Previous Close Price (Rs.) சேர் சமூகமே (முன்னைய நிறைவு விலை	Change (%) வெகசவு %	Company Name சமூகமே ஈத கம்பனி பெயர்	Current Close Price (Rs.) வந்தமன் சமூகமே தற்போதைய நிறைவு விலை	Previous Close Price (Rs.) சேர் சமூகமே (முன்னைய நிறைவு விலை	Change (%) வெகசவு %
JOHN KEELLS	51.10	52.00	- 1.73	KEGALLE	52.00	58.90	- 11.71
UNITED MOTORS	78.00	79.00	- 1.27	KOTMALE HOLDINGS	90.40	101.00	- 10.50
DIMO	559.90	563.50	- .64	NAMUNUKULA	74.00	82.50	- 10.30
SINGER SRI LANKA (+)	139.90	140.00	- .07	CONVENIENCE FOOD	310.00	329.80	- 6.00
				LUCKY LANKA	1.80	1.90	- 5.26
HEALTH CARE EQUIPMENT & SERVICES				PHARMACEUTICALS, BIOTECHNOLOGY & LIFE SCIENCE			
Company Name சமூகமே ஈத கம்பனி பெயர்	Current Close Price (Rs.) வந்தமன் சமூகமே தற்போதைய நிறைவு விலை	Previous Close Price (Rs.) சேர் சமூகமே (முன்னைய நிறைவு விலை	Change (%) வெகசவு %	Company Name சமூகமே ஈத கம்பனி பெயர்	Current Close Price (Rs.) வந்தமன் சமூகமே தற்போதைய நிறைவு விலை	Previous Close Price (Rs.) சேர் சமூகமே (முன்னைய நிறைவு விலை	Change (%) வெகசவு %
PC PHARMA	.30	.40	- 25.00	MORISONS	340.00	360.00	- 5.56
ASIRI SURG	9.20	9.70	- 5.15				
BANKS				DIVERSIFIED FINANCIALS			
Company Name சமூகமே ஈத கம்பனி பெயர்	Current Close Price (Rs.) வந்தமன் சமூகமே தற்போதைய நிறைவு விலை	Previous Close Price (Rs.) சேர் சமூகமே (முன்னைய நிறைவு விலை	Change (%) வெகசவு %	Company Name சமூகமே ஈத கம்பனி பெயர்	Current Close Price (Rs.) வந்தமன் சமூகமே தற்போதைய நிறைவு விலை	Previous Close Price (Rs.) சேர் சமூகமே (முன்னைய நிறைவு விலை	Change (%) வெகசவு %
HNB[HNB.X0000] (+)	185.00	190.00	- 2.63	S M B LEASING[SEMB.X0000] (+)	.20	.30	- 33.33
HNB (+)	225.30	229.50	- 1.83	SWARNAMAHAL FIN	.70	.80	- 12.50
SEYLAN BANK (+)	87.00	88.60	- 1.81	SOFTLOGIC CAP	4.70	5.00	- 6.00
COMMERCIAL BANK (+)	130.40	132.10	- 1.29	THE FINANCE CO.	4.70	4.90	- 4.08
SAMPATH (+)	259.00	259.30	- .12	CDB[CDB.X0000]	48.10	50.00	- 3.80

Daily Movements Corporate Debt on 31-03-2017

நிதிகளின் தினசரி இயங்கல்கள் தொடர்பான தகவல்கள்
 தினசரி தனியார்துறைக் கட்டண்களின் அமைப்புகள்

Company Name	Code	Date	Coupon Rate	Tom (Rs.)	Spot (Rs.)	Coupon Frequency	Issued Date	Maturity Date	Next Int. Due Date	Quantity Issued	Par Value (Rs.)
சுயமாகை பெயர்	கொடுப்பு	திகதி	வட்டி வீதம்	மறுதின பலகை	நிகழ்கால வட்டி	வட்டி வீத தடவைகள்	வழங்கல் திகதி	முதிர்ப்பு திகதி	அடுத்த வட்டி நிலுவை	வழங்கப்பட்ட அளவு	முகப் பெறுமதி

BANKS

COMMERCIAL BANK	COMB/BD/27/10/26-C2359-12.25		12.25	100	100	2	28/10/16	27/10/26	27/04/17	19282000	100
COMMERCIAL BANK	COMB/BD/27/10/21-C2360-12	16-02-2017	12	100	87.1682	2	28/10/16	27/10/21	27/04/17	50718000	100
COMMERCIAL BANK	COMB/BD/08/03/21-C2341-10.75	09-02-2017	10.75	100	85.3315	2	09/03/16	08/03/21	07/09/17	44303400	100
COMMERCIAL BANK	COMB/BD/08/03/26-C2342-11.25	17-03-2016	11.25	100	100	2	09/03/16	08/03/26	07/09/17	17490900	100
DFCC BANK PLC	DFCC/BD/09/11/21-C2366-12.15		12.15	100	100	1	09/11/16	09/11/21	08/11/17	9568600	100
DFCC BANK PLC	DFCC/BD/18/03/19-C2345-10.625		10.625	100	100	1	18/03/16	18/03/19	17/03/18	53154500	100
DFCC BANK PLC	DFCC/BC/18/08/17B8.33	22-06-2015	8.33	100.30	100.0398	2	18/08/14	18/08/17	17/08/17	8746900	100
DFCC BANK PLC	DFCC/BC/18/08/17A8.5	19-06-2015	8.5	100.34	100	1	18/08/14	18/08/17	16/08/17	38265800	100
DFCC BANK PLC	DFCC/BD/09/11/23-C2367-12.75	29-03-2017	12.75	100	100	1	09/11/16	09/11/23	08/11/17	60431400	100
DFCC BANK PLC	DFCC/BC/18/08/17C8.24		8.24	100	100	4	18/08/14	18/08/17	17/05/17	2987300	100
HDFC	HDFC/BD/20/11/25-C2330-12		12	100	100	1	20/11/15	20/11/25	18/11/17	14087700	100
HDFC	HDFC/BC/23/10/18C15.5	12-07-2016	15.5	109.16	122.8586	1	24/10/13	23/10/18	30/12/17	10800000	100
HDFC	HDFC/BC/23/10/17B15	07-02-2017	15	103.5	102	4	24/10/13	23/10/17	30/06/17	4435400	100
HDFC	HDFC/BD/20/11/20-C2331-10.5		10.5	100	100	2	20/11/15	20/11/20	18/05/17	20129900	100
HDFC	HDFC/BD/20/11/20-C2332		13.11	100	100	4	20/11/15	20/11/20	17/05/17	5782400	100
HNB	HNB/BC/31/03/2100E			20.900	20.90039	0	25/05/07	31/03/21		5143445	100
HNB	HNB/BC/31/07/17A16		16	100	100	1	01/08/07	31/07/17	29/06/17	5000000	100
HNB	HNB/BC/31/07/22B16.75		16.75	100	100	1	01/08/07	31/07/22	29/06/17	7000000	100
HNB	HNB/BC/31/03/2400F			14.676	14.67567	0	07/06/07	31/03/24		13628000	100
HNB	HNB/BC/04/09/21A11.5		11.5	100	100	2	05/09/11	04/09/21	30/06/17	20000000	100
HNB	HNB/BC/12/06/18A14	11-08-2015	14	112.90	100	1	13/06/13	12/06/18	10/06/17	40000000	100
HNB	HNB/BD/01/11/21-C2362-11.75		11.75	100	100	1	01/11/16	01/11/21	31/10/17	20000000	100
HNB	HNB/BD/14/12/17-C2272-6.88	24-01-2017	6.88	95.330	92	2	15/12/14	14/12/17	30/06/17	1587200	100
HNB	HNB/BD/14/12/19-C2274-7.75	18-02-2016	7.75	100	89	2	15/12/14	14/12/19	30/06/17	27572400	100
HNB	HNB/BD/14/12/24-C2275-8.33		8.33	100	100	2	15/12/14	14/12/24	30/06/17	840400	100
HNB	HNB/BD/28/03/21-C2346-11.25	30-03-2017	11.25	85.5	95	1	28/03/16	28/03/21	24/03/18	70000000	100
HNB	HNB/BD/01/11/23-C2361-13	29-03-2017	13	100	100	1	01/11/16	01/11/23	31/10/17	40000000	100
HNB	HNB/BC/29/08/23A08	31-12-2014	8	70.131	82.2407	1	30/08/13	29/08/23	29/08/17	20000000	100
NAT. DEV. BANK	NDB/BC/19/12/18A13	28-12-2016	13	99	100.1	2	19/12/13	19/12/18	30/06/17	12427000	100
NAT. DEV. BANK	NDB/BC/19/12/18B13.4	27-09-2016	13.4	112.35	98.5	1	19/12/13	19/12/18	30/12/17	15288900	100
NAT. DEV. BANK	NDB/BD/24/06/20-C2309-9.4	02-02-2017	9.4	101.64	87	1	24/06/15	24/06/20	30/12/17	70000000	100
NAT. DEV. BANK	NDB/BD/24/06/20-C2308-0		0	63.814	63.8136	0	24/06/15	24/06/20		30000000	100
NAT. DEV. BANK	NDB/BC/19/12/25D14	07-03-2017	14	119.95	101	1	19/12/13	19/12/25	30/12/17	35904300	100
NAT. DEV. BANK	NDB/BC/19/12/23C13.9	11-03-2015	13.9	117.05	100	1	19/12/13	19/12/23	30/12/17	36379800	100
NATIONS TRUST	NTB/BD/08/11/21-C2363		12.02	100	100	2	08/11/16	08/11/21	07/05/17	24100	100
NATIONS TRUST	NTB/BD/08/11/21-C2365-12.65	02-12-2016	12.65	100	100	2	08/11/16	08/11/21	07/05/17	38858000	100
NATIONS TRUST	NTB/BD/08/11/21-C2364-12.8	29-03-2017	12.8	100	100	1	08/11/16	08/11/21	07/11/17	11117900	100

Daily Movements Corporate Debt on 31-03-2017

நிசமீத டீலிங் ஃபாஸ்தீவ ஶாஃ ஃஸலீலாஃஃ
தீனசரீ தனீயார்துறாஃ கடன்களீன் அஸைவுகள்

Company Name	Code	Date	Coupon Rate	Tom (Rs.)	Spot (Rs.)	Coupon Frequency	Issued Date	Maturity Date	Next Int. Due Date	Quantity Issued	Par Value (Rs.)
ஃஸாஸதீ ஶதீ	ஃஸஸீலாஃ	டீலா	ஃஸலீலாஃ ஃஸஸலீலாஃ	ஃஸலீலாஃ ஃஸலீலாஃ	ஃஸலீலாஃ ஃஸலீலாஃ	ஃஸலீலாஃ ஃஸலீலாஃ	ஃஸலீலாஃ ஃஸலீலாஃ	ஃஸலீலாஃ ஃஸலீலாஃ	ஃஸலீலாஃ ஃஸலீலாஃ	ஃஸலீலாஃ ஃஸலீலாஃ	ஃஸலீலாஃ ஃஸலீலாஃ
கஃஃஸீ ஃஃஸயர்	ஃஸலீலாஃ	தீலதீ	ஃஸலீலாஃ ஃஸலீலாஃ	ஃஸலீலாஃ ஃஸலீலாஃ	ஃஸலீலாஃ ஃஸலீலாஃ	ஃஸலீலாஃ ஃஸலீலாஃ	ஃஸலீலாஃ ஃஸலீலாஃ	ஃஸலீலாஃ ஃஸலீலாஃ	ஃஸலீலாஃ ஃஸலீலாஃ	ஃஸலீலாஃ ஃஸலீலாஃ	ஃஸலீலாஃ ஃஸலீலாஃ
NATIONS TRUST	NTB/BC/19/12/18A13	18-06-2015	13	108.81	111.7555	2	19/12/13	19/12/18	30/06/17	30000000	100
PAN ASIA	PABC/BD/29/09/18-C2313-9.5		9.5	100	100	2	29/09/15	29/09/18	27/09/17	9495223	100
PAN ASIA	PABC/BD/29/09/19-C2312		13.3275	100	100	2	29/09/15	29/09/19	27/09/17	8351812	100
PAN ASIA	PABC/BD/29/09/19-C2311-10		10	100	100	2	29/09/15	29/09/19	27/09/17	18556741	100
PAN ASIA	PABC/BC/30/10/19B9.5233		9.5233	100	100	2	30/10/14	30/10/19	28/04/17	10880000	100
PAN ASIA	PABC/BD/29/09/18-C2314		12.8275	100	100	2	29/09/15	29/09/18	27/09/17	3596224	100
PAN ASIA	PABC/BC/30/10/19A9.75	31-12-2014	9.75	99.937	100	1	30/10/14	30/10/19	28/10/17	19120000	100
SAMPATH	SAMP/BC/11/10/17A15	07-03-2017	15	109.5	98	12	12/10/12	11/10/17	30/04/17	2477900	100
SAMPATH	SAMP/BC/11/10/17C15.44		12.7	100	100	2	12/10/12	11/10/17	30/06/17	1745300	100
SAMPATH	SAMP/BC/11/10/17B16.5	16-08-2016	16.5	107	102	1	12/10/12	11/10/17	11/10/17	10776800	100
SAMPATH	SAMP/BD/10/06/21-C2353		11.62	100	100	2	10/06/16	10/06/21	08/06/17	473500	100
SAMPATH	SAMP/BD/10/06/21-C2352-12.75	08-07-2016	12.75	99.945	100	1	10/06/16	10/06/21	09/06/17	59526500	100
SAMPATH	SAMP/BD/18/11/20-C2329		10.81	100	100	2	18/11/15	18/11/20	17/05/17	2587300	100
SAMPATH	SAMP/BC/04/12/18A13	23-01-2017	13	98.5	97	2	04/12/13	04/12/18	30/06/17	15541900	100
SAMPATH	SAMP/BC/04/12/18B13.4	27-09-2016	13.4	115.95	98.5	1	04/12/13	04/12/18	30/12/17	34458100	100
SAMPATH	SAMP/BD/14/12/19-C2271-8.25	12-08-2016	8.25	94.664	87	1	15/12/14	14/12/19	30/12/17	31765500	100
SAMPATH	SAMP/BD/14/12/19-C2273-8.1	07-03-2017	8.1	94.081	85	2	15/12/14	14/12/19	30/06/17	38234500	100
SAMPATH	SAMP/BD/18/11/20-C2328-9.9	18-12-2015	9.9	99.868	100	2	18/11/15	18/11/20	17/05/17	67412700	100
SANASA DEV. BANK	SDB/BD/31/12/18-C2338-9.6		9.6	100	100	2	31/12/15	31/12/18	30/06/17	15973900	100
SANASA DEV. BANK	SDB/BD/31/12/20-C2339-10.3		10.3	100	100	2	31/12/15	31/12/20	30/06/17	5619500	100
SANASA DEV. BANK	SDB/BD/31/12/20-C2337-10		10	100	100	2	31/12/15	31/12/20	30/06/17	4026100	100
SANASA DEV. BANK	SDB/BD/31/12/18-C2340-9.9		9.9	100	100	2	31/12/15	31/12/18	30/06/17	14380500	100
SEYLAN BANK	SEYB/BD/22/12/19-C2278-8.6	07-01-2015	8.6	99.986	100	1	23/12/14	22/12/19	22/12/17	18665200	100
SEYLAN BANK	SEYB/BD/22/12/19-C2279-8.35		8.35	100	100	2	23/12/14	22/12/19	22/06/17	300	100
SEYLAN BANK	SEYB/BD/22/12/20-C2280-8.75		8.75	100	100	1	23/12/14	22/12/20	22/12/17	3005200	100
SEYLAN BANK	SEYB/BD/15/07/23-C2354-13.75	09-03-2017	13.75	100	100	2	15/07/16	15/07/23	13/07/17	32722800	100
SEYLAN BANK	SEYB/BD/15/07/21-C2355-13	24-08-2016	13	100	101	2	15/07/16	15/07/21	13/07/17	17103200	100
SEYLAN BANK	SEYB/BD/15/07/21-C2356		12.49	100	100	2	15/07/16	15/07/21	13/07/17	174000	100
SEYLAN BANK	SEYB/BC/21/02/18A15.5	07-10-2016	15.5	118.26	107.2148	1	22/02/13	21/02/18	21/02/18	10909100	100
SEYLAN BANK	SEYB/BC/21/02/18B15	08-07-2015	15	100	106	2	22/02/13	21/02/18	21/08/17	8430200	100
SEYLAN BANK	SEYB/BC/21/02/18C14.5		14.5	100	100	12	22/02/13	21/02/18	21/04/17	660700	100
SEYLAN BANK	SEYB/BD/22/12/18-C2276-8		8	100	100	2	23/12/14	22/12/18	22/06/17	4622800	100
SEYLAN BANK	SEYB/BD/22/12/20-C2277-8.6	30-03-2015	8.6	94.310	100	2	23/12/14	22/12/20	22/06/17	25055200	100
CAPITAL GOODS											
ACCESS ENG SL	AEL/BD/17/11/23-C2325-10.95		10.95	100	100	2	18/11/15	17/11/23	17/05/17	5400	100
ACCESS ENG SL	AEL/BD/18/11/20-C2324-10.25		10.25	100	100	2	18/11/15	18/11/20	17/05/17	49984100	100

Daily Movements Corporate Debt on 31-03-2017

நிதிகளை உடனடி சமர்ப்பிப்பதில் உள்ள கட்டிடங்களை அடக்கியுள்ள அட்டைகள்

Company Name	Code	Date	Coupon Rate	Tom (Rs.)	Spot (Rs.)	Coupon Frequency	Issued Date	Maturity Date	Next Int. Due Date	Quantity Issued	Par Value (Rs.)
சுயநிறுவன பெயர்	கட்டிடக்கோடு	திகதி	வட்டி வீதம்	மறுதின பலகை	நிகழ்கால வட்டி	வட்டி வீத தடவைகள்	வழங்கல் திகதி	முதிர்ப்பு திகதி	அடுத்த வட்டி நிலுவை	வழங்கப்பட்ட அளவு	முகப் பெறுமதி
ACCESS ENG SL	AEL/BD/18/11/21-C2326-10.45		10.45	100	100	2	18/11/15	18/11/21	17/05/17	10300	100
ACCESS ENG SL	AEL/BD/18/11/22-C2327-10.72		10.72	100	100	2	18/11/15	18/11/22	17/05/17	200	100
HAYLEYS	HAYL/BD/06/03/20-C2297-7.85		7.85	100	100	2	06/03/15	06/03/20	03/09/17	15021300	100
HAYLEYS	HAYL/BD/06/03/19-C2296-7.6		7.6	100	100	2	06/03/15	06/03/19	03/09/17	4978700	100
HAYLEYS	HAYL/BD/31/05/19-C2349	23-12-2016	11.86	100	97.5	2	31/05/16	31/05/19	29/05/17	20000000	100
HEMAS HOLDINGS	HHL/BC/29/04/19A11	13-11-2015	11	102.17	101.4884	2	29/04/14	29/04/19	30/09/17	10000000	100
MTD WALKERS	KAPI/BD/30/09/20-C2315-10.25	13-11-2015	10.25	100	100.2767	2	30/09/15	30/09/20	29/09/17	8867200	100
MTD WALKERS	KAPI/BD/30/09/18-C2316-9.75		9.75	100	100	2	30/09/15	30/09/18	29/09/17	21132800	100
RICHARD PIERIS	RICH/BC/16/05/19C11.25	22-03-2017	11.25	107.81	95	2	16/05/14	16/05/19	30/09/17	19250000	100
RICHARD PIERIS	RICH/BC/16/05/18B11		11	100	100	2	16/05/14	16/05/18	30/09/17	7000000	100
RICHARD PIERIS	RICH/BC/16/05/17A10.75	13-11-2015	10.75	101.21	101.0558	2	16/05/14	16/05/17	16/05/17	8750000	100
DIVERSIFIED FINANCIALS											
ALLIANCE	ALLI/BC/31/10/17E20	23-03-2017	20	102.28	101	12	01/11/12	31/10/17	30/04/17	3276600	100
ALLIANCE	ALLI/BC/01/08/17B20		20	100	100	12	02/08/12	01/08/17	30/04/17	113800	100
ALLIANCE	ALLI/BC/01/07/17A20		20	100	100	12	02/07/12	01/07/17	30/04/17	4300	100
ALLIANCE	ALLI/BC/30/09/1800D	13-11-2015	46.598	76.136	0	30/09/13	30/09/18			2772000	100
ALLIANCE	ALLI/BC/30/09/17B16	20-02-2017	16	102.43	100	2	30/09/13	30/09/17	30/06/17	1682000	100
ALLIANCE	ALLI/BC/30/09/18C16.5	06-02-2015	16.5	122.85	121.331	2	30/09/13	30/09/18	30/06/17	3510000	100
ALLIANCE	ALLI/BC/30/11/17F20	03-09-2014	20	121	100	12	01/12/12	30/11/17	30/04/17	2854800	100
ALLIANCE	ALLI/BD/29/12/18-C2288-9		9	100	100	1	29/12/14	29/12/18	28/12/17	2000000	100
ALLIANCE	ALLI/BC/02/09/17C20		20	100	100	12	03/09/12	02/09/17	30/04/17	49800	100
ALLIANCE	ALLI/BC/30/09/17D20		20	100	100	12	01/10/12	30/09/17	30/04/17	1225400	100
ALLIANCE	ALLI/BD/29/12/19-C2287-9.35		9.35	100	100	1	29/12/14	29/12/19	28/12/17	8000000	100
ARPICO	ARPI/BC/28/11/18A16.67	26-07-2016	16.67	112	103	12	29/11/13	28/11/18	30/04/17	3169700	100
ARPICO	ARPI/BC/28/11/18B16.75	05-09-2014	16.75	100	112	4	29/11/13	28/11/18	30/06/17	390100	100
CDB	CDB/BD/03/06/21-C2350-12.75	31-03-2017	12.75	99.819	99.7978	2	03/06/16	03/06/21	01/06/17	9983700	100
CDB	CDB/BC/19/12/18C15	10-09-2014	15	100	110	4	19/12/13	19/12/18	17/06/17	242800	100
CDB	CDB/BC/19/12/18B15.5		15.5	100	100	2	19/12/13	19/12/18	16/06/17	3103600	100
CDB	CDB/BC/19/12/18A16	29-08-2016	16	100	106	1	19/12/13	19/12/18	16/12/17	6653600	100
CDB	CDB/BD/03/06/21-C2351		11.05	100	100	2	03/06/16	03/06/21	01/06/17	16300	100
CENTRAL FINANCE	CFIN/BC/17/06/17B14.5	11-08-2015	14.5	1091.9	1000	4	17/06/13	17/06/17	17/06/17	300000	1000
CENTRAL FINANCE	CFIN/BC/17/06/18C14.75	02-12-2014	14.75	1172.6	1142.13	4	17/06/13	17/06/18	30/06/17	1400000	1000
CENTRAL FINANCE	CFIN/BC/12/12/18C13.5	30-07-2015	13.5	100	106.75	2	12/12/13	12/12/18	30/06/17	6000000	100
CENTRAL FINANCE	CFIN/BC/12/12/18D13.95	10-12-2015	13.95	100	111.1425	1	12/12/13	12/12/18	30/12/17	10000000	100
CENTRAL FINANCE	CFIN/BC/12/12/17B13.25	10-12-2015	13.25	108.29	100	2	12/12/13	12/12/17	30/06/17	2000000	100
CENTRAL FINANCE	CFIN/BD/01/06/19-C2300-9		9	100	100	2	01/06/15	01/06/19	30/06/17	5000000	100
CENTRAL FINANCE	CFIN/BD/01/06/18-C2301-8.35		8.35	100	100	2	01/06/15	01/06/18	30/06/17	2500000	100
CENTRAL FINANCE	CFIN/BD/01/06/20-C2302-9.52	11-08-2015	9.52	101.15	100	1	01/06/15	01/06/20	30/12/17	17500000	100

Daily Movements Corporate Debt on 31-03-2017

நிசமீத டீலிங் ஃபாஸ்தீவ ஶாஃ ஃஸலீலாஃ
தீனசரீ தனீயார்துறாஃ கடன்களீன் அஸைவுகள்

Company Name	Code	Date	Coupon Rate	Tom (Rs.)	Spot (Rs.)	Coupon Frequency	Issued Date	Maturity Date	Next Int. Due Date	Quantity Issued	Par Value (Rs.)
ஃஸாஸதீ ஶதீ	ஃஸஸீலாஃ	டீலா	ஃஸலீலாஃ ஃஸஸலாஃ	ஃஸலீலாஃ ஃஸஸலீலாஃ	ஃஸலீலாஃ ஃஸஸலீலாஃ	ஃஸலீலாஃ ஃஸஸலீலாஃ	ஃஸலீலாஃ ஃஸஸலீலாஃ	ஃஸலீலாஃ ஃஸஸலீலாஃ	ஃஸலீலாஃ ஃஸஸலீலாஃ	ஃஸலீலாஃ ஃஸஸலீலாஃ	ஃஸலீலாஃ ஃஸஸலீலாஃ
கஃஃஸீ ஃஸஸயர்	ஃஸஸயீலீ	தீகதீ	ஃஸலீலாஃ ஃஸஸலீலாஃ	ஃஸலீலாஃ ஃஸஸலீலாஃ	ஃஸலீலாஃ ஃஸஸலீலாஃ	ஃஸலீலாஃ ஃஸஸலீலாஃ	ஃஸலீலாஃ ஃஸஸலீலாஃ	ஃஸலீலாஃ ஃஸஸலீலாஃ	ஃஸலீலாஃ ஃஸஸலீலாஃ	ஃஸலீலாஃ ஃஸஸலீலாஃ	ஃஸலீலாஃ ஃஸஸலீலாஃ
FIRST CAPITAL	CFVF/BC/12/03/18B13.75	01-12-2014	13.75	110.10	106.7444	1	12/03/14	12/03/18	30/12/17	1292000	100
FIRST CAPITAL	CFVF/BC/12/03/19C14	14-08-2014	14	100	110.3374	1	12/03/14	12/03/19	30/12/17	1854000	100
COMM LEASE & FIN	CLC/BD/21/07/20-C2310-9.75	14-10-2016	9.75	100.13	100	1	21/07/15	21/07/20	30/12/17	50000000	100
COM.CREDIT	COCR/BC/18/02/18A20	15-03-2016	20	116.24	111.7568	4	19/02/13	18/02/18	30/06/17	5000000	100
COM.CREDIT	COCR/BD/01/06/20-C2299-10.5	13-01-2017	10.5	98	96.5	4	01/06/15	01/06/20	30/06/17	10000000	100
COM.CREDIT	COCR/BD/10/12/20-C2335-10.4		10.4	100	100	2	10/12/15	10/12/20	09/06/17	17499900	100
COM.CREDIT	COCR/BD/10/12/20-C2336		12.12	100	100	2	10/12/15	10/12/20	09/06/17	2500100	100
SOFTLOGIC FIN	CRL/BC/29/08/19A10	04-07-2016	10	101.14	88.0469	4	29/08/14	29/08/19	30/06/17	9498700	100
SOFTLOGIC FIN	CRL/BC/29/08/19B7.69	19-11-2014	10.22	100.48	100	4	29/08/14	29/08/19	30/06/17	4501300	100
DUNAMIS CAPITAL	CSEC/BC/05/08/19A12.5	28-03-2017	12.5	102.33	100.0007	1	05/08/14	05/08/19	30/12/17	10000000	100
DUNAMIS CAPITAL	CSEC/BD/04/12/20-C2333-10.5	21-03-2017	10.5	99.967	94.1771	2	04/12/15	04/12/20	02/06/17	9989500	100
DUNAMIS CAPITAL	CSEC/BD/04/12/20-C2334		12	100	100	2	04/12/15	04/12/20	02/06/17	10500	100
LB FINANCE	LFIN/BC/28/11/18C15	24-03-2016	15	100	104	1	29/11/13	28/11/18	30/12/17	6028500	100
LB FINANCE	LFIN/BC/28/11/18B14.5	11-08-2015	14.5	112.98	101	2	29/11/13	28/11/18	30/06/17	7570100	100
LB FINANCE	LFIN/BC/28/11/18A14	29-03-2016	14	111	102	12	29/11/13	28/11/18	30/04/17	6401400	100
LOLC FINANCE	LOFC/BD/25/01/20-C2290-9.25		9.25	100	100	1	26/01/15	25/01/20	30/12/17	47489100	100
LOLC FINANCE	LOFC/BD/25/01/20-C2289-9.1		9.1	100	100	2	26/01/15	25/01/20	30/06/17	10300	100
LOLC FINANCE	LOFC/BD/25/01/20-C2291-9	28-03-2017	9	86.634	91.7894	4	26/01/15	25/01/20	30/06/17	2500600	100
LOLC	LOLC/BD/24/11/19-C2269-9	28-03-2017	9	89.564	92.207	4	24/11/14	24/11/19	30/06/17	50000000	100
MERCHANT BANK	MBSL/BC/27/03/18A17.5	29-08-2016	17.5	107.92	115.18	1	28/03/13	27/03/18	30/12/17	6251100	100
MERCHANT BANK	MBSL/BC/27/03/18C16.7	23-03-2016	16.7	100	102	4	28/03/13	27/03/18	30/06/17	7231900	100
MERCHANT BANK	MBSL/BC/16/12/17C13.5		13.5	100	100	4	17/12/13	16/12/17	30/06/17	175400	100
MERCHANT BANK	MBSL/BC/27/03/18D16.5	05-07-2016	16.5	100	101	12	28/03/13	27/03/18	30/04/17	1664600	100
MERCHANT BANK	MBSL/BC/16/12/17A14.25	04-05-2016	14.25	102.62	110.0712	1	17/12/13	16/12/17	16/12/17	6747700	100
MERCHANT BANK	MBSL/BD/12/11/19-C2266-9	22-06-2015	9	97.350	100	1	13/11/14	12/11/19	30/12/17	9097700	100
MERCHANT BANK	MBSL/BD/12/11/19-C2267-8.75		8.75	100	100	2	13/11/14	12/11/19	30/06/17	10902300	100
MERCHANT BANK	MBSL/BC/16/12/17D13.25	29-01-2015	13.25	100	111.0373	12	17/12/13	16/12/17	30/04/17	114700	100
MERCANTILE INV	MERC/BC/05/11/18A10.5	29-09-2016	10.5	100	97.1	1	05/11/14	05/11/18	04/11/17	2000000	100
ORIENT FINANCE	ORIN/BD/26/12/19-C2283-9.05		9.05	100	100	2	26/12/14	26/12/19	23/06/17	10000000	100
PEOPLES LEASING	PLC/BD/16/11/19-C2373-11.9		11.9	100	100	2	16/11/16	16/11/19	15/05/17	5420400	100
PEOPLES LEASING	PLC/BD/16/11/20-C2374-12.25	02-12-2016	12.25	100	100	2	16/11/16	16/11/20	15/05/17	6593500	100
PEOPLES LEASING	PLC/BD/12/11/20-C2323-9.95		9.95	100	100	1	13/11/15	12/11/20	11/11/17	38242200	100
PEOPLES LEASING	PLC/BD/12/11/19-C2322-9.6		9.6	100	100	2	13/11/15	12/11/19	11/05/17	21757800	100
PEOPLES LEASING	PLC/BC/23/09/18B9.625	13-02-2015	9.625	100	103.8372	1	24/09/14	23/09/18	30/12/17	11999300	100
PEOPLES LEASING	PLC/BC/23/09/17A8.75	21-11-2014	8.75	100	101.9053	1	24/09/14	23/09/17	23/09/17	18000700	100
PEOPLES	PLC/BC/26/03/18C17	29-08-2016	17	107	107.5	1	27/03/13	26/03/18	30/12/17	24300000	100

Daily Movements Corporate Debt on 31-03-2017

56

நிசந்தி திண்பி சாங்கதெவ துட சங்கலதெவ
 திணசரி தனியார்துறைக கட்டங்களின் அணசவுகள்

Company Name	Code	Date	Coupon Rate	Tom (Rs.)	Spot (Rs.)	Coupon Frequency	Issued Date	Maturity Date	Next Int. Due Date	Quantity Issued	Par Value (Rs.)
சுமாதெ து	சங்கலதெ	திண	கூலிதானி தணுசாதெ	சுசுதிண சுலுரு	சுலுதிண சுலுரு	கூலிதானி லார துண	கல திண	கலுதிரு	கலுதிண	கலுதிண கலுதிண	சும லுதிண
கம்பனி பெயர்	குறியீடு	திணதி	வட்டி வீதம்	மறுதிண பலகை	நிகழ்கால வட்டி	வட்டி வீத தடவைகள்	வழங்கல் திணதி	முதிர்வு திணதி	அடுத்த வட்டி நிலுவை	வழங்கப்பட்ட அளவு	முகப் பெறுமதி
LEASING											
PEOPLES LEASING	PLC/BC/26/03/18B	05-07-2016	16.75	118.74	105.5	2	27/03/13	26/03/18	30/06/17	15835000	100
PEOPLES LEASING	PLC/BD/16/11/21-C2375	07-12-2016	12.6	100	100	2	16/11/16	16/11/21	15/05/17	67986100	100
SENKADAGALA	SFCL/BD/09/11/20-C2370		12.37	100	100	2	10/11/16	09/11/20	09/05/17	622700	100
SENKADAGALA	SFCL/BD/09/11/18-C2371	29-03-2017	12.5	100	98	2	10/11/16	09/11/18	09/05/17	3972700	100
SENKADAGALA	SFCL/BD/09/11/19-C2372		13.25	100	100	2	10/11/16	09/11/19	09/05/17	1895100	100
SENKADAGALA	SFCL/BC/10/12/18A	26-07-2016	15	110.27	100	4	11/12/13	10/12/18	09/06/17	12500000	100
SENKADAGALA	SFCL/BD/09/11/20-C2368	29-03-2017	13.75	100	100	2	10/11/16	09/11/20	09/05/17	23509400	100
SENKADAGALA	SFCL/BC/27/05/17C		12.93	100	100	2	28/05/13	27/05/17	27/05/17	5000	100
SENKADAGALA	SFCL/BD/09/11/19-C2369		12.12	100	100	2	10/11/16	09/11/19	09/05/17	100	100
SENKADAGALA	SFCL/BC/27/05/17B	29-08-2016	17.25	101.93	105.7	4	28/05/13	27/05/17	27/05/17	5852535	100
SINGER FINANCE	SFIN/BC/10/09/18C	27-07-2016	14.5	100	102	4	10/09/13	10/09/18	30/06/17	4166680	100
SINGER FINANCE	SFIN/BC/10/09/17B	19-02-2015	14.25	100	110	4	10/09/13	10/09/17	30/06/17	4166660	100
SINGER FINANCE	SFIN/BD/06/04/20-C2347	02-09-2016	12	100	100	2	06/04/16	06/04/20	05/04/17	5907000	100
SINGER FINANCE	SFIN/BD/06/04/19-C2348	02-01-2017	11.5	98.463	99.88	2	06/04/16	06/04/19	05/04/17	4093000	100
SINGER FINANCE	SFIN/BD/17/06/20-C2307		9.95	100	100	1	17/06/15	17/06/20	30/12/17	15000000	100
VALLIBEL FINANCE	VFIN/BC/20/02/19C	24-03-2016	15.5	116.02	106	1	20/02/14	20/02/19	30/03/18	1294600	100
VALLIBEL FINANCE	VFIN/BD/31/03/20-C2298	20-07-2016	10.25	100	99.2805	2	31/03/15	31/03/20	30/09/17	10000000	100
VALLIBEL FINANCE	VFIN/BC/20/02/19B		15	100	100	2	20/02/14	20/02/19	30/09/17	198000	100
VALLIBEL FINANCE	VFIN/BC/20/02/19A	27-07-2016	14.75	100	102	4	20/02/14	20/02/19	30/06/17	3507400	100
FOOD, BEVERAGE & TOBACCO											
KOTAGALA	KOTA/BC/26/05/20C	13-09-2016	14.75	103.00	100	2	27/05/14	26/05/20	30/06/17	2500000	100
KOTAGALA	KOTA/BC/26/05/21D	23-09-2016	15	103.28	100	2	27/05/14	26/05/21	30/06/17	2500000	100
KOTAGALA	KOTA/BC/26/05/18A	24-03-2016	14.25	102.28	100	2	27/05/14	26/05/18	30/06/17	2500000	100
KOTAGALA	KOTA/BC/26/05/19B	30-03-2016	14.5	102.67	100	2	27/05/14	26/05/19	30/06/17	2500000	100
LION BREWERY	LION/BC/17/06/17G	08-01-2015	13.75	1000	1117.589	4	17/06/13	17/06/17	17/06/17	598200	1000
LION BREWERY	LION/BC/17/06/18H	08-01-2015	14	1000	1160.477	4	17/06/13	17/06/18	30/06/17	797600	1000
LION BREWERY	LION/BC/17/06/17D		12.38	1000	1000	4	17/06/13	17/06/17	17/06/17	201200	1000
LION BREWERY	LION/BC/17/06/18E		12.68	1000	1000	4	17/06/13	17/06/18	30/06/17	201200	1000
LION BREWERY	LION/BD/08/12/19-C2270		7.85	100	100	2	08/12/14	08/12/19	30/09/17	20000000	100
HEALTH CARE EQUIPMENT & SE											
NAWALOKA	NHL/BC/30/09/18A		14.15	100	100	4	30/09/13	30/09/18	30/06/17	10427900	100
NAWALOKA	NHL/BC/30/09/23F		14.45	100	100	4	30/09/13	30/09/23	30/06/17	110600	100
NAWALOKA	NHL/BC/30/09/22E		14.4	100	100	4	30/09/13	30/09/22	30/06/17	120000	100
NAWALOKA	NHL/BC/30/09/21D		14.35	100	100	4	30/09/13	30/09/21	30/06/17	1645500	100
NAWALOKA	NHL/BC/30/09/19B	16-11-2015	14.15	100	111.8039	4	30/09/13	30/09/19	30/06/17	2696000	100

Daily Movements Corporate Debt on 31-03-2017

57

நிசமீத டீலிங் ஃபாஸிபிள் ஃபாஸிபிள் ஃபாஸிபிள்
தினசரி தனியார்துறைக் கட்டள்களின் அசைவுகள்

Company Name	Code	Date	Coupon Rate	Tom (Rs.)	Spot (Rs.)	Coupon Frequency	Issued Date	Maturity Date	Next Int. Due Date	Quantity Issued	Par Value (Rs.)
ஃபாஸிபிள் ஃபாஸிபிள்	ஃபாஸிபிள்	டீலிங்	ஃபாஸிபிள் ஃபாஸிபிள்	ஃபாஸிபிள் ஃபாஸிபிள்	ஃபாஸிபிள் ஃபாஸிபிள்	ஃபாஸிபிள் ஃபாஸிபிள்	ஃபாஸிபிள் ஃபாஸிபிள்	ஃபாஸிபிள் ஃபாஸிபிள்	ஃபாஸிபிள் ஃபாஸிபிள்	ஃபாஸிபிள் ஃபாஸிபிள்	ஃபாஸிபிள் ஃபாஸிபிள்
ஃபாஸிபிள் ஃபாஸிபிள்	ஃபாஸிபிள் ஃபாஸிபிள்	ஃபாஸிபிள் ஃபாஸிபிள்	ஃபாஸிபிள் ஃபாஸிபிள்	ஃபாஸிபிள் ஃபாஸிபிள்	ஃபாஸிபிள் ஃபாஸிபிள்	ஃபாஸிபிள் ஃபாஸிபிள்	ஃபாஸிபிள் ஃபாஸிபிள்	ஃபாஸிபிள் ஃபாஸிபிள்	ஃபாஸிபிள் ஃபாஸிபிள்	ஃபாஸிபிள் ஃபாஸிபிள்	ஃபாஸிபிள் ஃபாஸிபிள்

RETAILING

SINGER SRI LANKA	SINS/BD/15/03/19-C2344-10.5		10.5	100	100	2	15/03/16	15/03/19	14/09/17	4605600	100
SINGER SRI LANKA	SINS/BD/07/06/18-C2304	10-10-2016	9.5	100	94	2	08/06/15	07/06/18	30/06/17	700200	100
SINGER SRI LANKA	SINS/BD/07/06/18-C2303-8.6		8.6	100	100	2	08/06/15	07/06/18	30/06/17	29299800	100
SINGER SRI LANKA	SINS/BD/22/12/17-C2282-8.25	10-02-2016	8.25	100	99.9733	1	23/12/14	22/12/17	22/12/17	15000000	100
SINGER SRI LANKA	SINS/BD/15/03/19-C2343		12.5	100	100	2	15/03/16	15/03/19	14/09/17	15394400	100

DEFINITIONS AND NOTES / திர்வென ஹாஸ்டன் / வரைவிலக்கணம் மற்றும் குறிப்புகள்					
V.W.A. Volume Weighted Average	பு. வ. சா புறமுகம் மன வர வெறு சாலாழை	எ.நி.ச எண்ணிக்கை நிறையளிக்கப்பட்ட சராசரி	XD Excluding dividend	லாஹை வர்	பங்கிலாபம் தவிரந்த
XC Excluding scrip issue	கோவெகர் கிஷுவல வர்	முதலாக்கல் தவிரந்த	XR Excluding rights	கிஷை வர்	உரிமெப்பங்கு தவிரந்த
DPS Dividends Per Share	கோவெகர் லாஹை	பங்கொன்றிற்கான பங்கிலாபம்	EPS Earnings Per Share	கோவெகர் ஓபுடி	பங்கொன்றிற்கான உழைப்பு
BV Book Value	பொன் வலிவாகை	விலை - புத்தக பெறுமதி	PP Partly Paid	கோவெகர் வெலவ லடி	பகுதிவாரியாக செலுத்தப்பட்டது
RM Remarks	ஹைன்	குறிப்புகள்	DY Dividend Yield	லாஹை லடி	பங்கிலாப விலைவு
PER Price Earnings Ratio	மீல ஓபுடி டிஷுபாழை	விலை உழைப்பு விகிதம்	PBV Price to Book Value	பொன் வலிவாகை மீல	விலை - புத்தக பெறுமதி
TF Tax Free	வெலலினை கிடிவெ	வாரி விலக்கழிக்கப்பட்டது	Prem Premium	டிமீல	தவணைக்கட்டணம்
RCAPF Redeemable Cumulative Class 'A' Preference Stock	கிடிவெ கர்வன வகி ஹலிவலிவ A பவியே வர்வியை வொல	உயர்வர தெரிவை கோண்ட மீட்பு தெரிவுவடைய மொத்த பங்குகள்	W Warrants	வலவபு	பங்குஆணைப்பத்திரம்
X Non-Voting Shares	கிடிவெ கோவெ	வாக்குரிமையற்ற பங்குகள்	RSD Redeemable Secured Debentures	கிடிவெ கர்வன வகி ஹைகர்	மீட்கத்தகு பாதுகாப்பான தொகுதிக்கடன்கள்
URD Unsecured Redeemable Debentures	வகைமீ ரகிவ ஹைகர்	பாதுகாப்பற்ற மீட்கத்தகு தொகுதிக்கடன்கள்	USRD Unsecured Subordinated Redeemable Debentures	வகைமீ ரகிவ டிஷுவன கிடிவெ கர்வன வகி ஹைகர்	பாதுகாப்பற்ற கீழ்விலை மீட்கத்தகு தொகுதிக்கடன்கள்
GRD Guaranteed Redeemable Debentures	வகைமீ ஹிவ கிடிவெ கர்வன வகி ஹைகர்	உத்தரவாதமளிக்கப்பட்ட தொகுதிக்கடன்கள்	CGRD Capital Guaranteed Redeemable Debentures	புரண்டிவ ஹிவ கர்வன லடி கிடிவெ கர்வன வகி ஹைகர்	முலதனம் உத்தரவாதமளிக்கப்பட்ட தொகுதிக்கடன்கள்
RCCPS Redeemable Cumulative Convertible Preference Shares	கிடிவெ கர்வன வகி ஹலிவலிவ பர்வலிவன வுல வகி வர்வியை வொல	மீட்கத்தகு ஒன்றுதிரட்டிய மாற்றத்தகு முதன்மை பங்குகள்	DS Dealings Suspended	ஹுடிஷு மீல டிஷிஷிவ லடி	கொடுக்கல் வாங்கல்கள் இடைநிறுத்தப்பட்டுள்ளன
TS Trading Suspended	வெலலடி கடிஷு டிஷிஷிவ லடி	வியாபாரம் - இடைநிறுத்தப்பட்டுள்ளது	TH Trading Halted	ஹுடிஷு கிஷி வாலகைவ டிஷிஷிவ லடி	வியாபாரம் நிறுத்தப்பட்டுள்ளது
ANNA Annual Report	வாஷிவ வர்வல	வருடாந்த கணக்கறிக்கை	MAIN BOARD	புடிவன புவர்வ	பிரதான பலகை
DIRI SAVI BOARD	டிஷிஷி புவர்வ	திரி சவி பலகை	DEFAULT BOARD	கடிவல புவர்வ	மீறுவோர் பட்டியல் பலகை
BANKS FINANCE AND INSURANCE	வஹு மீலா வர் வகிஷ	வங்கி, நிதி மற்றும் காப்புறுதி	BEVERAGE FOOD AND TOBACCO	டிஹர், மீல வர் டிஷிஷை	உணவு, குடிபானம் மற்றும் புகையிலை
CHEMICALS AND PHARMACEUTICALS	ர்வாயன லுல வர் ஹைவ	இரசாயனப் பொருட்களும், மருந்து வகையும்	CLOSED END FUNDS	டிஷுவன டிஷிஷி	முடிய நிதியங்கள்
CONSTRUCTION AND ENGINEERING	ஓடிஷிஷி வர் ஓஷிஷிஷி	கட்டிடநிர்மாண மற்றும் பொறியியல் துறை	DIVERSIFIED HOLDINGS	வலிஷிஷை ஹைமீ	பன்முகப்படுத்தப்பட்ட வியாபாரத் துறைகள்
FOOTWEAR AND TEXTILES	பாலிஷி வர் டிஷி	பாதணி மற்றும் துணிவகைகள்	HEALTH CARE	ஹைவ ஹை	சுகாதார பராமரிப்பு
HOTELS AND TRAVELS	ஹைஷி வர் ஹைவ	ஹைஷிடல் மற்றும் பிரயாணம்	INFORMATION TECHNOLOGY	ஹைஷிஷி வகிஷ	தகவல் தொழில்நுட்பம்
INVESTMENT TRUSTS	டிஷிஷிஷி ஹைஷி	முதலீடு நம்பிக்கைப் பொறுப்புக்கள்	LAND AND PROPERTY	ஓடிஷி வர் டிஷிஷி	காணியும், ஆதனங்கள்
MANUFACTURING	கிஷிஷி	உற்பத்திகள்	MOTORS	ஹைஷிஷி	மோட்டார்
OIL PALMS	ஹிஷிஷி	ஓயில் பாம்	PLANTATIONS	ஹைஷிஷி	பெருந்தோட்டத்துறை
POWER AND ENERGY	ஹைஷிஷி வர் ஹை	மின் மற்றும் வலு	SERVICES	ஹைஷிஷி	சேவைகள்
STORES AND SUPPLIES	ஹைவ வர் ஹைஷி	களஞ்சியப்படுத்தல் மற்றும் வழங்கல்கள்	TELECOMMUNICATIONS	ஹைஷி ஹைஷிஷி	தொலைத் தொடர்புத்துறை
TRADING	ஹுடிஷு	வியாபாரம்	(+) - December Companies	டிஷிஷிஷி ஹைஷிஷி	(+) - டிஷிஷி கம்பனிகள்

DEFINITIONS AND NOTES / නිර්වචන හා සටහන් / வரைவிலக்கணம் மற்றும் குறிப்புகள்

<p>Members & Trading Members: Eligible to trade securities through Automated Trading System (ATS) and Debt Trading System (DEX), and have participant status into the Central Depository System (CDS).</p>	<p>සාමාජිකයින් හා ගනුදෙනුකරන සාමාජිකයින් : ස්වයංක්‍රීය ගනුදෙනු පද්ධතිය හා ණය ගනුදෙනු පද්ධතිය ඔස්සේ සුරැකුම්පත් ගනුදෙනු කිරීමට හැකියාව ඇති මධ්‍යම තැන්පතු ක්‍රමය සාමාජික තත්වයට හිමිකම් කියන සාමාජිකයින්.</p>	<p>அங்கத்துவர்கள் மற்றும் வியாபார அங்கத்துவர்கள் : தன்னியக்க வியாபார முறைமை மற்றும் கடன் பிணையங்கள் வியாபார முறைமைகளில் வியாபாரம் செய்யக் கூடிய அதிகாரத்தினைக் கொண்டிருப்பதுடன், மத்திய வைப்புத்திட்டத்தில் பங்குபற்றல் அனுமதியையும் கொண்ட பங்குத்தரகர் அமைப்புக்கள்</p>
<p>Entitlement Date: Shareholder is not entitled to this dividend/rights/bonus issue beyond this date.</p>	<p>නම් කරන ලද දිනය : මෙම දිනයෙන් ඔබට කොටස් හිමියන්ට මෙම ලාභාංශ/හිමිකම්/පාරිතෝෂික සඳහා හිමිකම් කිව නොහැක.</p>	<p>உரித்தாக்கல் திகதி: இத்திகதிக்கு அப்பால் வழங்கப்படும் பங்கிலாபம்/முதலாக்கல் செயலொழுங்கு/உரிமைவழங்கல் போன்றவற்றுக்கு உரிமைகள் இல்லை</p>
<p>All Share Price Index = Price movement of all listed securities. (Base year - 1985).</p>	<p>සියලු කොටස් මිල දර්ශකය - සියලු ලැයිස්තුගත ඡන්ද බලය හිමි සාමාන්‍ය කොටස් සඳහා මිල සංවලනය. (පදනම් වන වසර - 1985)</p>	<p>அனைத்து பங்கு விலைச் சுட்டி பட்டியல் படுத்தப்பட்ட அனைத்து பங்குகளினதும் விலையசைவுகளின் சராசரி (அடியாண்டு - 1985)</p>
<p>S&P Sri Lanka 20 Index = Price movement of a basket of 20 Securities (Based- 17th December 2004)</p>	<p>S&P ශ්‍රී ලංකා 20 මිල දර්ශකය - සුරැකුම්පත් 20 ක සමූහයක් සඳහා මිල සංවලනය (පදනම - 2004 දෙසැම්බර් 17)</p>	<p>S&P ஸ்ரீலங்கா 20 விலைச்சுட்டி - தெரிவு செய்யப்பட்ட 20 பங்குகளின் விலையசைவுகளின் சராசரி (டிசம்பர் 17, 2004க்கு அமைவாக)</p>

DISCLAIMER

This publication is intended to assist investors and others and reasonable care is taken to ensure that the information contained is current and accurate. Although the information contained in this publication has been compiled with great care, the CSE does not accept any liability for any errors, omissions or other inaccuracies or the consequences thereof and nothing in this publication may be construed as creating any right or obligation.

ව්‍යවහාර වගකීම

ආයෝජකයින් හා අනෙකුත් අය හට කොටස් වෙළෙඳපොළ පිළිබඳව අවබෝධය ලබාදීමට අපේක්ෂිත මෙම ප්‍රකාශනයෙහි සඳහන් සියලු කරුණු හා තොරතුරුවල තක්කාලීන බව හා නිරවද්‍ය බව තහවුරු කිරීම සඳහා ඉතා සැලකිල්ලෙන් සම්පාදනය කෙරී ඇත. එය එසේ වුවද මෙහි සඳහන් කරුණක් අරභයා ඇති වරදක් අඩුපාඩුවක් හෝ ප්‍රමාද දෝෂයක් හෝ ඒ නිසා ඇති විය හැකි ප්‍රතිඵල පිළිබඳව වගකීම බාර ගැනීමට කොළඹ ව්‍යාපාර වස්තු හුවමාරුව බැඳී නොසිටින අතර මෙහි සඳහන් කිසිදු කරුණක් අයිතියක් හෝ බැඳීමක් ලෙස සැලකිය නොහැකි වේ.

உரிமைத்தரப்பு

இந்த வெளியீடானது, முதலீட்டாளர்களுக்கும், ஏனையவர்களுக்கும் உதவியளிக்கும் வகையில், உள்ளடக்கப்படும் அனைத்து விடயங்களும், மிகப்பிந்திய மற்றும் துல்லியமான விபரங்களை உள்ளடக்கியதாக வெளிவருகிறது. இந்த ஆவணம், அதிக கவனத்துடன் தயாரிக்கப்படுகின்ற போதிலும், ஏற்படும் எந்த தவறுகள், விடுபடுதல்கள் அல்லது இதர மாற்றங்கள் அல்லது அவற்றின் மூலம் ஏற்படும் விளைவுகளுக்கு கொழும்பு பங்குப்பரிவர்த்தனை பொறுப்பேற்க மாட்டாது. இந்த பிரசுரத்தில் வெளியிடப்படும் எந்தவிடயமும் உரிமையானதாகவோ, கடப்பாடாக கொள்ளப்படக்கூடாது.



<p>Level 04, West Block, World Trade Centre, Echelon Square, Colombo 01, Sri Lanka. Tel: 2356456, 2446581, Fax: 2445279 E Mail: info@cse.lk, Website: www.cse.lk</p>	<p>04-01 බටහිර කොටස ලෝක වෙළෙඳ මධ්‍යස්ථානය එච්ලන් වතුරුය කොළඹ 01 ශ්‍රී ලංකාව දුරකථන: 2356456, 2446581 ෆැක්ස්: 2445279 ඊමේල්: info@cse.lk, වෙබ් අඩවිය: www.cse.lk</p>	<p>04 ஆம் மாடி, மேற்கு தொகுதி, உலக வர்த்தக மையம், எச்சிலன் சதுக்கம், கொழும்பு 01. ஸ்ரீலங்கா. தொ. 2356456, 2446581. பெக்ஸ்: 2445279 ஈமெயில்: info@cse.lk. இணையத்தளம்: www.cse.lk.</p>
<p>BRANCHES / (බව) / கிளைகள்</p>		
<p>MATARA BRANCH 1st Floor, E.H. Cooray Tower, No.24, Anagarika Dharmapala Mawatha, Matara. Tel: 041-2220094, 95 Fax: 041-4390546</p>	<p>මතර බව 01 වන මහල, ඊ එච් කූරේ කුමාර නො. 24, අනාරික ධර්මපාල මාවත, මතර. දුරකථන : 041- 2220094, 95 ෆැක්ස් : 041 - 4390546</p>	<p>மாத்தறைக் கிளை 1 ஆம் மாடி, நா.ர் குரே கோபுரம், இல. 24, அனகாரிக தர்மபால மாவத்தை, மாத்தறை. தொலைபேசி: 041-2220094, 95 தொலைநகல்: 041-4390546</p>
<p>KANDY BRANCH "Ceybank House", 88 Dalada Veediya, Kandy. Tel: 081-4474407, 09 Fax: 081-4474475</p>	<p>මහුව බව සී වෑන්ක හවුස්, 88, දළදා වීදිය, මහුවර දුරකථන : 081 = 4474407, 09 ෆැක්ස් : 081 = 4474475</p>	<p>கண்டி கிளை: சீபாங்க் இல்லம், 88, தலதா வீதி, கண்டி. தொ. 081-4474407, 09 பெக்ஸ்: 081-4474475.</p>
<p>KURUNEGALA BRANCH 1st Floor, Union Assurance Building, 6, Rajapihilla Mawatha, Kurunegala. Tel: 037-4691802, 04 Fax: 037-4691803</p>	<p>කුරුණෑගල බව පළමු මහල, යුනියන් ඇෂුරන්ස් බොඩිංග්ලිල, 6, රජපිහිල්ල මාවත, කුරුණෑගල දුරකථන : 037 = 4691802, 04 ෆැක්ස් : 037 = 4691803</p>	<p>குருநாகல் கிளை: முதலாம் மாடி, யூனியன் அசூரன்ஸ் கட்டிடம், 6, ராஜபிஹில் வீதி, குருநாகல். தொ. 037- தொ. 037-4691802, 04. பெக்ஸ்: 037-4691803.</p>
<p>NEGOMBO BRANCH 72A, 2/1, Old Chilaw Road, Negombo Tel: 031-2227859, 61 Fax: 031-2227860</p>	<p>නීගමු බව 72එ, 2/1, පරණ හලවත පාර, නීගමු දුරකථන : 031 = 2227859, 61 ෆැක්ස් : 031 = 2227860</p>	<p>நீர்கொழும்பு கிளை: 72 A 2/1, பழைய சிலாபம் வீதி, நீர்கொழும்பு. தொ. 031-2227859, 61. பெக்ஸ்: 031-2227860.</p>
<p>JAFFNA BRANCH No. 147-2/3, KKS Road, Jaffna. Tel: 021-2221455, 5672444 Fax: 021-2221466</p>	<p>யாழ்ப்பாண බව අංක 147-2/3, කේ කේ එස් පාර, යාපනය දුරකථන : 021 = 2221455, 5672444 ෆැක්ස් : 021 = 2221466</p>	<p>யாழ்ப்பாண கிளை: இல. 147-2/3, KKS வீதி, யாழ்ப்பாணம். தொ. 021-2221455, 5672444 பெக்ஸ்: 021-2221466.</p>
<p>ANURADHAPURA BRANCH 2nd Floor, 488/8/2, Town Hall Place, Maithripala Senanayake Mw, Anuradhapura. Tel: 025-2235244 Fax: 025 2235233</p>	<p>අනුරාධපුර බව දෙවන මහල, 488/8/2, නගර ශාල පෙදෙස, මෙහිමාව ස්නානායක මාවත, අනුරාධපුර දුරකථන : 025-2235244 ෆැක්ස් : 025-2235233</p>	<p>அநுராதபுர கிளை 2 ஆம் மாடி, 488/8/2, நகர மண்டப பிரதேசம், மைத்திரிபால சேனாநாயக்க மாவத்தை, அநுராதபுரம். தொலைபேசி: 025-2235244 பெக்ஸ்: 025-2235233</p>
<p>AMBALANTOTA BRANCH 52, Hambantota Road, Ambalantota. Tel: 047-2225462 / 047-2225464 Fax: 047-2225463</p>	<p>අම්බලන්තොට බව අංක 52 හම්බන්තොට පාර අම්බලන්තොට දුරකථන - 047-2225462 047-2225463 ෆැක්ස් - 047-2225464</p>	<p>அம்பலாந்தோட்டை கிளை 52, ஹம்பாந்தோட்டை வீதி. அம்பலாந்தோட்டை தொ:பே.047-2225462;.0472225463 தொநகல்.047-2225464</p>
<p>RATNAPURA BRANCH First Floor, No.131, Colombo Road Ratnapura. Tel: 045-2232388, 99 Fax : 045-2232388</p>	<p>රත්නපුර බව පළමුවන මහල, 131, කොළඹ පාර, රත්නපුර දුරකථන : 045-2232388, 99 ෆැක්ස් : 045-2232388</p>	<p>இரத்தினபுரி கிளை முதலாம் மாடி, இல. 131, கொழும்பு வீதி, இரத்தினபுரி. தொலைபேசி:045 2232388, 99 பெக்ஸ்:045 2232388</p>